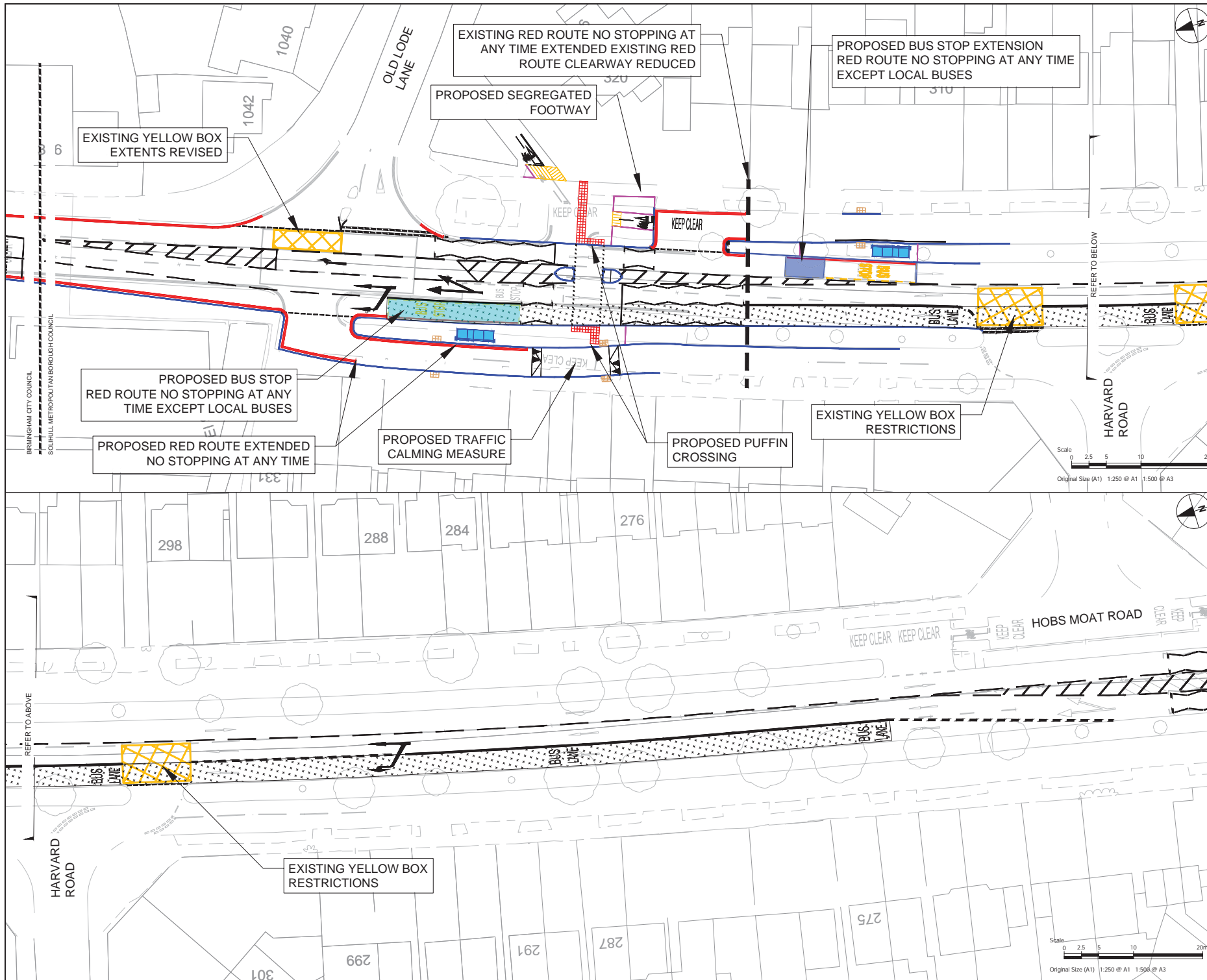


ISO A1 250mm x 841mm  
 Drawn: RS  
 Approved: AC  
 Checked: PBM  
 Designer: RS  
 Project Management / Visits: RPH  
 Lead checked by: PATRICK MILL (25/04/2024) Lead Review: 20/04/2024  
 File name: C:\PWORKING\AECOM\_DSO2\_IL\CLT\TR\HARD.GARDNER@AECOM.COM\DU\43483240\2222-ACM-HAC-SMBC-DR-TR-2600001



**PROJECT**  
Sprint Phase 2  
Package F



**CONSULTANT**  
AECOM  
The Colmore Building  
Colmore Circus Queensway  
Birmingham  
+44 (0) 121 262 1900  
www.aecom.com

**REGISTRATION**  
Reproduced from the Ordnance Survey map with the permission of the Controller of H.M. Stationery Office. © Crown copyright reserved. Licence no. 100031673.

**NOTES**  
 1. ALL WORKS SHALL BE CARRIED OUT IN ACCORDANCE WITH THE CONTRACT SPECIFICATION AND THE MANUAL OF CONTRACT DOCUMENTS FOR HIGHWAY WORKS INCLUDING REVISIONS/AMENDMENTS AND ANY CLIENT SPECIFIC ADDITIONAL OR SUBSTITUTE CLAUSES.  
 2. ANY DISCREPANCIES, ERRORS OR OMISSIONS TO BE BROUGHT TO THE ATTENTION OF THE PROJECT MANAGER.  
 3. ALL DIMENSIONS TO BE CHECKED BEFORE COMMENCEMENT OF WORK ON SITE.  
 4. ALL DIMENSIONS IN METRES UNLESS OTHERWISE STATED.

- KEY**
- PROPOSED KERBLINE
  - PROPOSED BACK OF FOOTWAY/CYCLEWAY
  - PROPOSED ROAD MARKING
  - PROPOSED BUS STOP
  - PROPOSED BUS STOP EXTENSION
  - EXISTING ROAD MARKINGS
  - PROPOSED BUS LANE
- UNLESS OTHERWISE STATED EXISTING RESTRICTIONS WILL REMAIN



**REVISION / APPROVAL DATE**

P04	30/05/24
-----	----------

**ISSUE/REVISION**

Issue/Revision	Date	Description
P01	04/10/23	First Issue
P02	12/01/24	TRO Update
P03	06/03/24	TRO Update
P04	30/05/24	TRO Updates
IR	DATE	DESCRIPTION

**ISSUE PURPOSE / SUITABILITY**  
Suitable for review & comment

**PROJECT NUMBER**  
60688007F

**SHEET TITLE**  
PACKAGE F  
TRO CONSULTATION PLANS  
HOB'S MOAT ROAD/  
OLD LODE LANE

**SHEET NUMBER**

Project Number	Originator	Volume
401222	-ACM	-HAC
Location	Type	Role
SMBC -DR -TR	-2600	001

This drawing has been prepared for the use of AECOM's client. It may not be used, modified, reproduced or relied upon by third parties, without the prior written consent of AECOM. AECOM accepts no responsibility, and disclaims any liability, whatsoever, to any party for use of this drawing without AECOM's express written consent. Do not scale this document. All measurements must be taken from the issued dimensions.

**REVISION / APPROVAL DATE**

P03	30/05/24
-----	----------

**ISSUE/REVISION**

IR	DATE	DESCRIPTION
P01	04/10/23	First Issue
P02	06/03/24	TRO Update
P03	30/05/24	TRO Updates

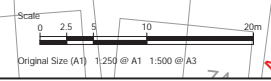
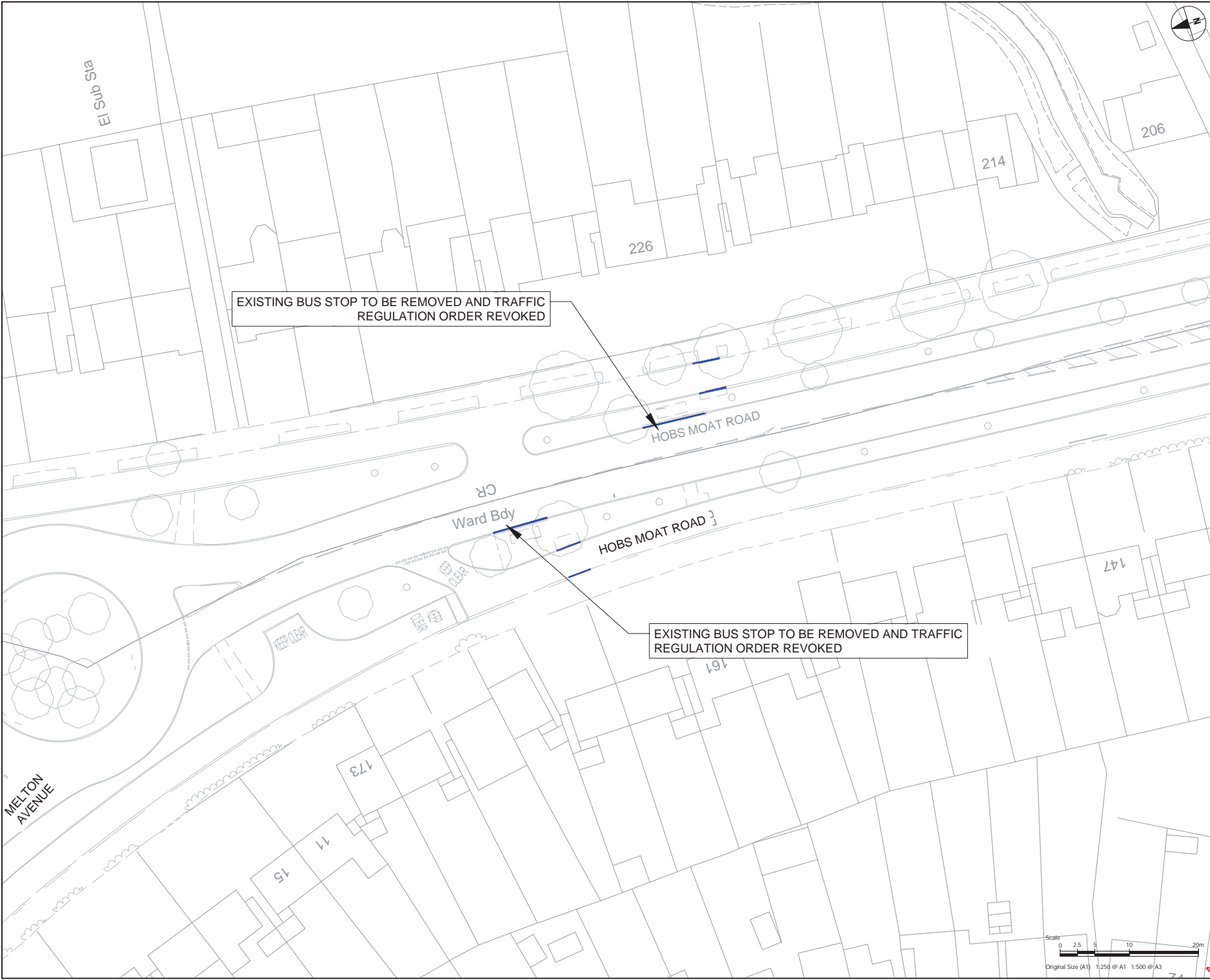
**ISSUE PURPOSE / SUITABILITY**

Suitable for review & comment

**PROJECT NUMBER**  
60688007F

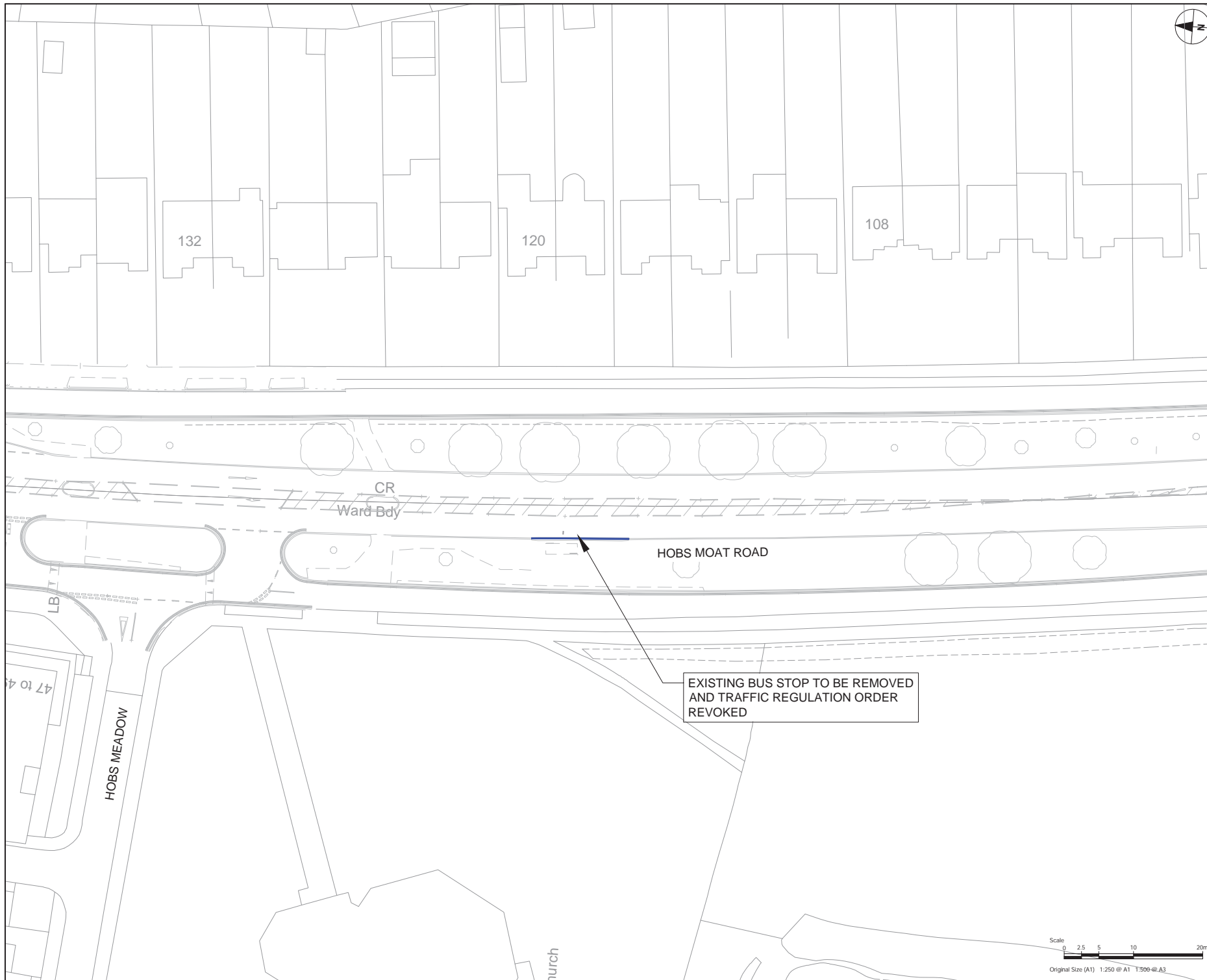
**SHEET TITLE**  
PACKAGE F  
TRO CONSULTATION PLANS  
HOBS MOAT ROAD  
MELTON AVENUE BUS STOPS  
SHEET NUMBER

Project Number	401222	Originator	-ACM	Volume	-HAC -
Location	SMBC -DR -TR	Role	-2600 002	1 Type	1 Role
		1 MCHW			1 Number



ISO A1 297mm x 420mm  
 Drawn: RS  
 Approved: AC  
 Checked: PBM  
 Designer: RS  
 Project Management (visits):  
 Report:  
 Led/checked by: DAT/CK/M/L/S/20/4/05/20  
 File name: C:\P\WORKING\AECOM\_DSO2\_IN-C\TRIC\HARD.GARDNER@AECOM.COM\DU\43483240\222-ACM-HAC-SMBC-DR-TR-2600002

This drawing has been prepared for the use of AECOM's client. It may not be used, modified, reproduced or relied upon by third parties, except as agreed by AECOM or as required by law. AECOM accepts no responsibility, and denies any liability, whatsoever to any party that uses or relies on this drawing without AECOM's express written consent. Do not scale. All measurements must be obtained from the scaled dimensions.



**REVISION / APPROVAL DATE**

P03	30/05/24
-----	----------

**ISSUE/REVISION**

IR	DATE	DESCRIPTION
P01	04/10/23	First Issue
P02	06/03/24	TRO Update
P03	30/05/24	TRO Updates

**ISSUE PURPOSE / SUITABILITY**

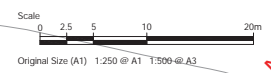
Suitable for review & comment

**PROJECT NUMBER**  
60688007F

**SHEET TITLE**  
PACKAGE 1  
TRO CONSULTATION PLANS  
HOBBS MOAT ROAD  
HOBBS MEADOW BUS STOP

**SHEET NUMBER**  
401222 -ACM -HAC -  
SMBC -DR -TR -2600 003

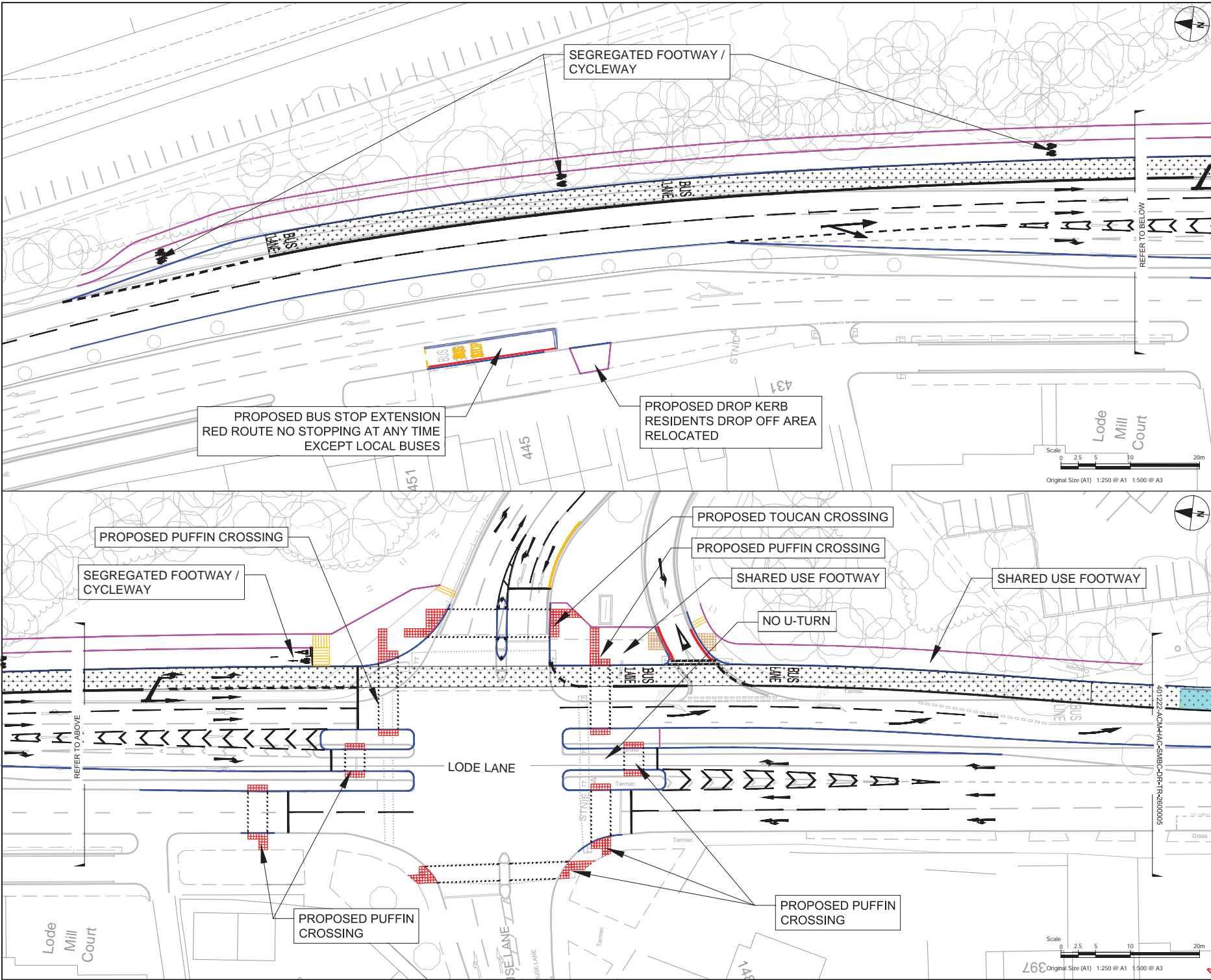
Project Number | Originator | Volume  
401222 | -ACM | -HAC -  
Location | Type | Role | MCHW | Number  
SMBC -DR -TR | -2600 003



This drawing has been prepared for the use of AECOM's client. It may not be used, modified, reproduced or relied upon by third parties, except as agreed by AECOM or as required by law. AECOM accepts no responsibility, and denies any liability, whatsoever to any party that uses or relies on this drawing without AECOM's express written consent. Do not scale this document. All measurements must be obtained from the scaled dimensions.

ISO A1 200mm x 841mm  
 Drawn: RS  
 Approved: AC  
 Checked: PBM  
 Designer: RS  
 Project Management / Issue: RPB  
 Lead sheet by: GARDNER/0203/45/30 Lead Rev'd: 0204/45/30  
 File name: C:\PWORKING\AECOM\_DS20\_ILC\T\TRICHARD.GARDNER\AECOM\041222\ACM-HAC-SMBC-DR-TR-2600004

ISSUE/REVISION	
P01	04/10/23 First Issue
P02	12/01/24 TRO Update
P03	06/03/24 TRO Update
P04	30/05/24 TRO Updates
IR	DATE DESCRIPTION



This drawing has been prepared for the use of AECOM's client. It may not be used, modified, reproduced or relied upon by third parties, except as agreed by AECOM or as required by law. AECOM accepts no responsibility, and denies any liability whatsoever, to any party that uses or relies on this drawing without AECOM's express written consent. All measurements must be obtained from the signed dimensions.

ISO A1 240mm x 340mm  
 Drawn: RS  
 Approved: AC  
 Checked: PBM  
 Designer: RS  
 Project Management (visits):  
 Report:



**PROJECT**  
 Sprint Phase 2  
 Package F



**CONSULTANT**  
 AECOM  
 The Colmore Building  
 Colmore Circus Queensway  
 Birmingham  
 +44 (0) 121 262 1900  
[www.aecom.com](http://www.aecom.com)

**REGISTRATION**  
 Reproduced from the Ordnance Survey map with the permission of the controller of H.M. Stationery Office. © Crown copyright reserved. Licence no. 100031673.

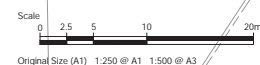
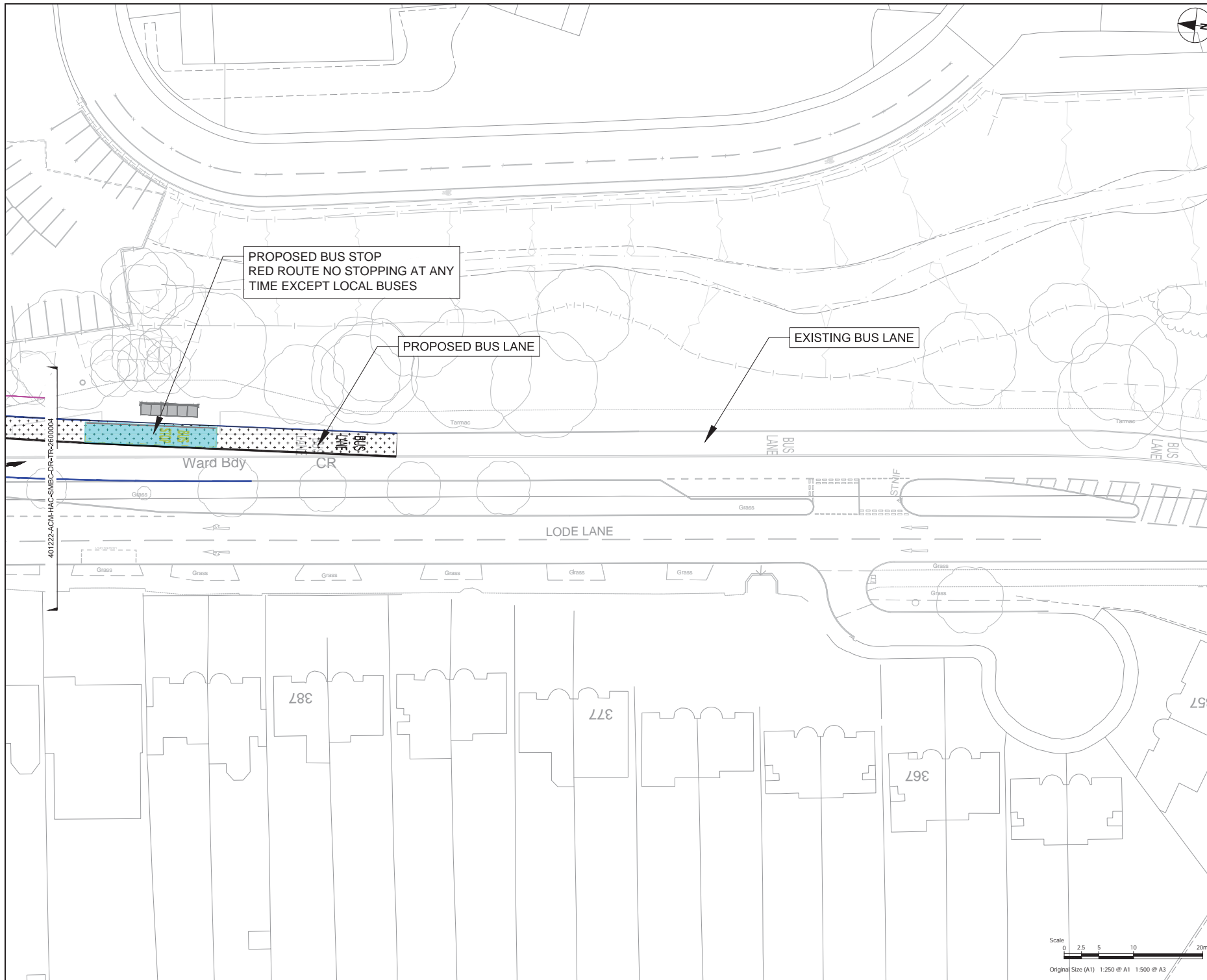
**NOTES**  
 1. ALL WORKS SHALL BE CARRIED OUT IN ACCORDANCE WITH THE CONTRACT SPECIFICATION AND THE MANUAL OF CONTRACT DOCUMENTS FOR HIGHWAY WORKS INCLUDING REVISION AMENDMENTS AND ANY CLIENT SPECIFIC ADDITIONAL OR SUBSTITUTE CLAUSES.  
 2. ANY DISCREPANCIES, ERRORS OR OMISSIONS TO BE BROUGHT TO THE ATTENTION OF THE PROJECT MANAGER.  
 3. ALL DIMENSIONS TO BE CHECKED BEFORE COMMENCEMENT OF WORK ON SITE.  
 4. ALL DIMENSIONS IN METRES UNLESS OTHERWISE STATED.

**KEY**  
 — PROPOSED KERBLINE  
 — PROPOSED BACK OF FOOTWAY/CYCLEWAY  
 — PROPOSED ROAD MARKING  
 ■ PROPOSED BUS STOP  
 — EXISTING ROAD MARKINGS  
 ■ PROPOSED BUS LANE

UNLESS OTHERWISE STATED  
 EXISTING RESTRICTIONS WILL  
 REMAIN

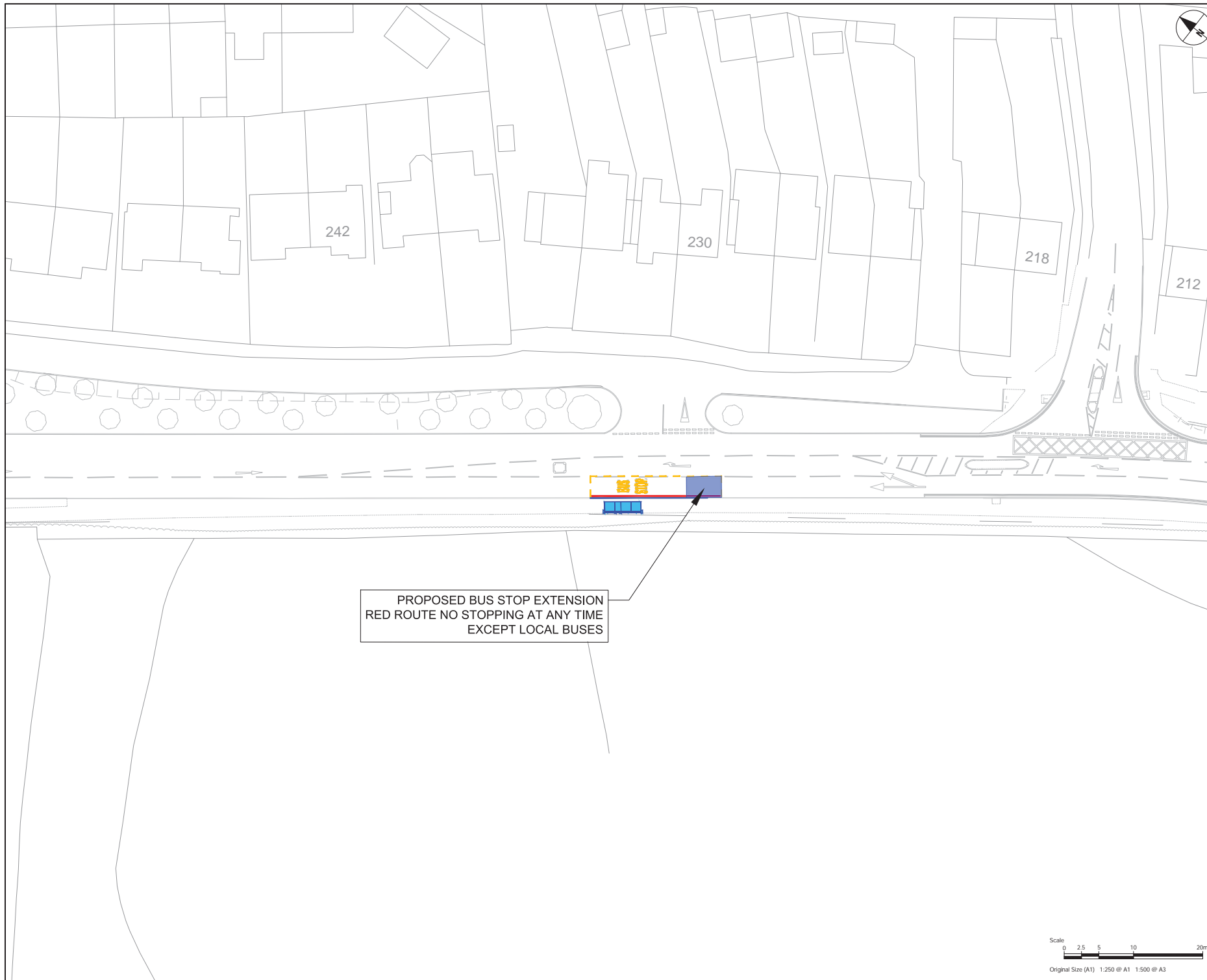
REVISION / APPROVAL DATE		
P03	30/05/24	
ISSUE/REVISION		
P01	04/10/23	First Issue
P02	06/03/24	TRO Update
P03	30/05/24	TRO Updates
IR	DATE	DESCRIPTION

**ISSUE PURPOSE / SUITABILITY**  
 Suitable for review & comment  
**PROJECT NUMBER**  
 60688007F  
**SHEET TITLE**  
 PACKAGE F  
 TRO CONSULTATION PLANS  
 LODE LANE/  
 DOWNHOUSE LANE  
**SHEET NUMBER**  
 401222 -ACM -HAC -  
 SMBC -DR -TR -2600 005  
 Location 1 Type 1 Role 1 MCHW 1 Number



This drawing has been prepared for the use of AECOM's client. It may not be used, modified, reproduced or relied upon by third parties, except as agreed by AECOM or as required by law. AECOM accepts no responsibility, and disclaims any liability, whatsoever, to any party, for the use of this drawing without AECOM's express written consent. Do not scale this document. All measurements must be obtained from the scaled dimensions.

ISO A1 204mm x 841mm  
 Drawn: RS  
 Approved: AC  
 Checked: PBM  
 Designer: RS  
 Project Management (visits):  
 Report:  
 Lead checked by: GARDINER/P030/4/25/20  
 File name: C:\PWORKING\AECOM\_DS2\UK\_C\TIRCHARD.GARDINER@AECOM.COM\DU\4383240\222-ACM-HAC-SMBC-DR-TR-260006



PROPOSED BUS STOP EXTENSION  
 RED ROUTE NO STOPPING AT ANY TIME  
 EXCEPT LOCAL BUSES



# AECOM

**PROJECT**  
 Sprint Phase 2  
 Package F



**CONSULTANT**  
 AECOM  
 The Colmore Building  
 Colmore Circus Queensway  
 Birmingham  
 +44 (0) 121 262 1900  
 www.aecom.com

**REGISTRATION**  
 Reproduced from the Ordnance Survey map with the permission of the controller of H.M. Stationery Office. © Crown copyright reserved. Licence no. 100031673.

- NOTES**
1. ALL WORKS SHALL BE CARRIED OUT IN ACCORDANCE WITH THE CONTRACT SPECIFICATION AND THE MANUAL OF CONTRACT DOCUMENTS FOR HIGHWAY WORKS INCLUDING REVISION/AMENDMENTS AND ANY CLIENT SPECIFIC ADDITIONAL OR SUBSTITUTE CLAUSES.
  2. ANY DISCREPANCIES, ERRORS OR OMISSIONS TO BE BROUGHT TO THE ATTENTION OF THE PROJECT MANAGER.
  3. ALL DIMENSIONS TO BE CHECKED BEFORE COMMENCEMENT OF WORK ON SITE.
  4. ALL DIMENSIONS IN METRES UNLESS OTHERWISE STATED.

- KEY**
- PROPOSED KERLINE
  - EXISTING ROAD MARKINGS
  - PROPOSED BUS STOP EXTENSION
- UNLESS OTHERWISE STATED EXISTING RESTRICTIONS WILL REMAIN

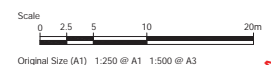
**REVISION / APPROVAL DATE**

P03	30/05/24
-----	----------

**ISSUE/REVISION**

IR	DATE	DESCRIPTION
P01	04/10/23	First Issue
P02	06/03/24	TRO Update
P03	30/05/24	TRO Updates

**ISSUE PURPOSE / SUITABILITY**  
 Suitable for review & comment  
**PROJECT NUMBER**  
 60688007F  
**SHEET TITLE**  
 PACKAGE 1  
 TRO CONSULTATION PLANS  
 LODGE LANE  
 ROYWOOD DRIVE BUS STOP  
**SHEET NUMBER**  
 401222 -ACM -HAC -  
 SMBC -DR -TR -2600 006



This drawing has been prepared for the use of AECOM's client. It may not be used, modified, reproduced or relied upon by third parties, except as required by law. AECOM accepts no responsibility, and disclaims any liability, whatsoever to any party that uses or relies on this drawing without AECOM's express written consent. Do not scale this document. All measurements must be obtained from the scaled dimensions.

ISO A1 250mm x 841mm  
 Drawn: RS  
 Approved: AC  
 Checked: PBM  
 Designer: RS  
 Project Management (visit): RPH  
 Lead checked by: ST/AT/CD/RS/2024/05/20  
 File name: C:\P\WORKING\AECOM\_DSS2\_UK\_C\TRICHARD.GARDNER@AECOM.COM\DU0434832401222-ACM-HAC-SMBC-DR-TR-2600007



**REVISION / APPROVAL DATE**

P03	30/05/24
-----	----------

**ISSUE/REVISION**

IR	DATE	DESCRIPTION
P01	04/10/23	First Issue
P02	06/03/24	TRO Update
P03	30/05/24	TRO Updates

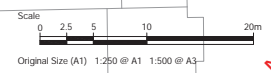
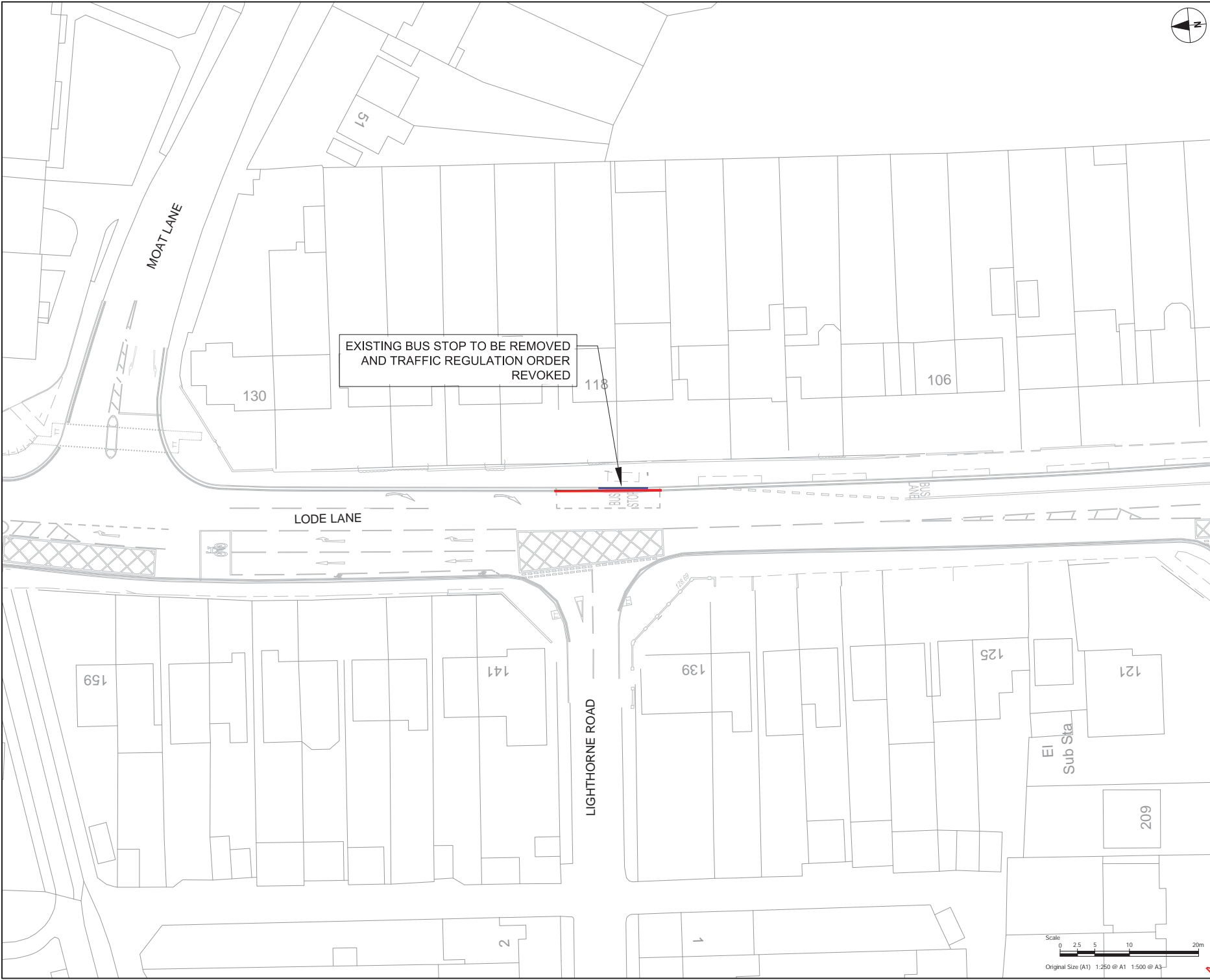
**ISSUE PURPOSE / SUITABILITY**

Suitable for review & comment

**PROJECT NUMBER**  
60688007F

**SHEET TITLE**  
PACKAGE F  
TRO CONSULTATION PLANS  
LODE LANE  
LIGHTHORNE ROAD BUS STOP  
SHEET NUMBER

Project Number	Originator	Volume
401222	-ACM	-HAC -
Location	Type	Role
SMBC -DR -TR	-2600	007








This drawing has been prepared for the use of AECOM's client. It may not be used, modified, reproduced or relied upon by third parties, except as agreed by AECOM or its insured by law. AECOM accepts no responsibility, and denies any liability whatsoever, for any party that uses or relies on this drawing without AECOM's express written consent. Do not scale. All measurements must be obtained from the stated dimensions.

ISO A1 200mm x 841mm  
 Drawn: RS  
 Approved: AC  
 Checked: PBM  
 Designer: RS  
 Project Management (visits):  
 Report:  
 Led/checked by: PATRICK MILL (2524/4520) User: P144453014/4520  
 File name: C:\P\WORKING\AECOM\_DSS2\_IN\_C\TRIC\HARD.GARDNER@AECOM.COM\DU434832401222-ACM-HAC-SMBC-DR-TR-2600008



- NOTES**
1. ALL WORKS SHALL BE CARRIED OUT IN ACCORDANCE WITH THE CONTRACT SPECIFICATION AND THE MANUAL OF CONTRACT DOCUMENTS FOR HIGHWAY WORKS INCLUDING REVISIONS AND ANY CLIENT SPECIFIC ADDITIONAL OR SUBSTITUTE CLAUSES.
  2. ANY DISCREPANCIES, ERRORS OR OMISSIONS TO BE BROUGHT TO THE ATTENTION OF THE PROJECT MANAGER.
  3. ALL DIMENSIONS TO BE CHECKED BEFORE COMMENCEMENT OF WORK ON SITE.
  4. ALL DIMENSIONS IN METRES UNLESS OTHERWISE STATED.

- KEY**
-  PROPOSED KERFLINE
  -  PROPOSED ROAD MARKING
  -  PROPOSED BUS STOP
  -  PROPOSED BUS STOP EXTENSION
  -  EXISTING ROAD MARKINGS

UNLESS OTHERWISE STATED EXISTING RESTRICTIONS WILL REMAIN

**REVISION / APPROVAL DATE**

P03	30/05/24
-----	----------

**ISSUE/REVISION**

NO	DATE	DESCRIPTION
P01	04/10/23	First Issue
P02	06/03/24	TRO Update
P03	30/05/24	TRO Updates
IR	DATE	DESCRIPTION

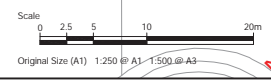
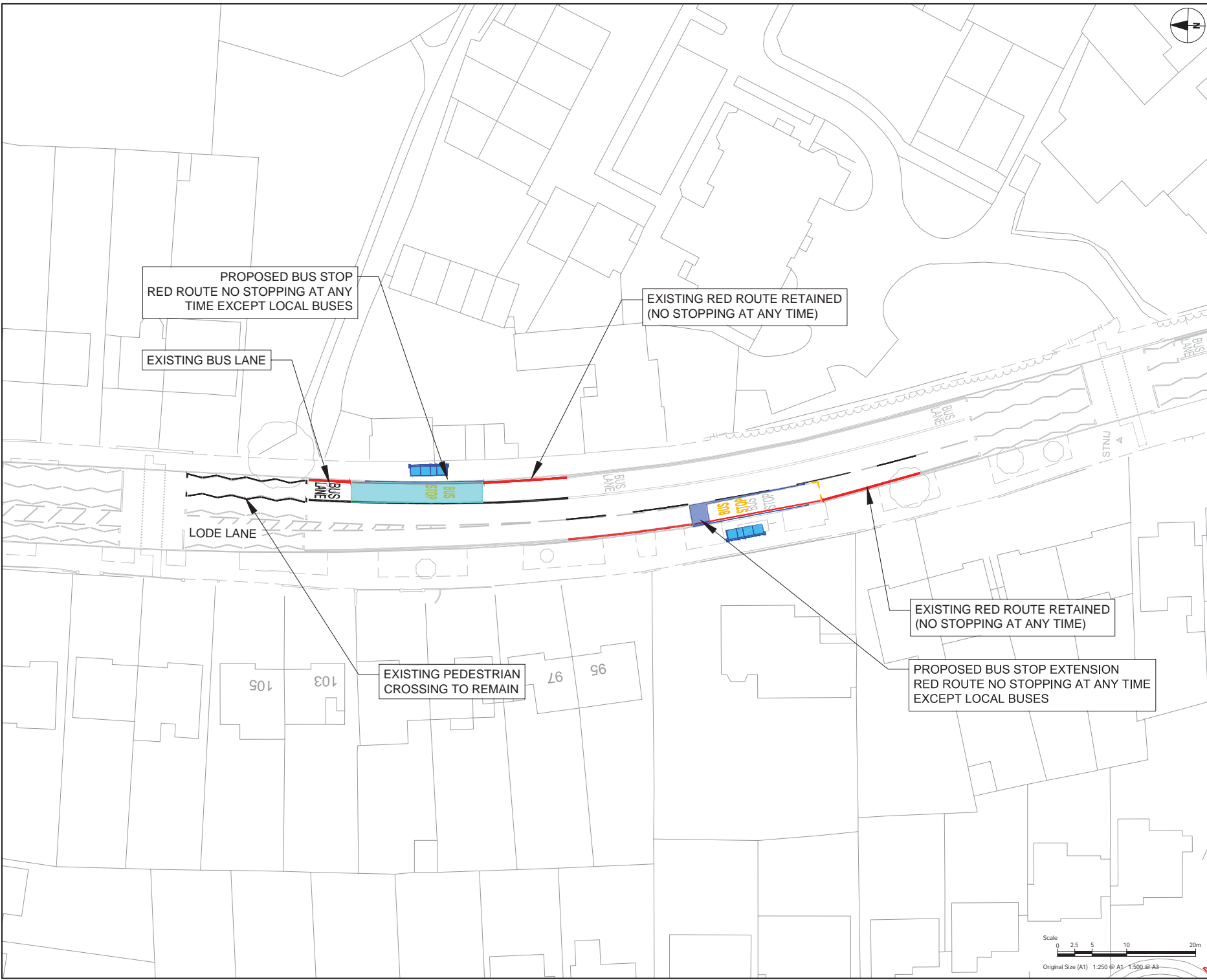
**ISSUE PURPOSE / SUITABILITY**

Suitable for review & comment

**PROJECT NUMBER**  
60688007F

**SHEET TITLE**  
PACKAGE F  
TRO CONSULTATION PLANS  
LODE LANE  
HERMITAGE ROAD BUS STOPS  
SHEET NUMBER

Project Number: 401222  
 Location: SMBC-DR-TR-2600008  
 Originator: -ACM-  
 Role: -HAC-  
 IMCHW: 1  
 Number: 1



This drawing has been prepared for the use of AECOM's client. It may not be used, modified, reproduced or relied upon by third parties, except as agreed by AECOM or as required by law. AECOM accepts no responsibility, and denies any liability, whatsoever, for the use of this drawing without AECOM's express written consent. Do not scale this document. All measurements must be obtained from the stated dimensions.



REVISION / APPROVAL DATE

P04	30/05/24
-----	----------

ISSUE/REVISION

POI	DATE	DESCRIPTION
P01	04/10/23	First Issue
P02	12/01/24	TRO Update
P03	06/03/24	TRO Update
P04	30/05/24	TRO Updates
IR	DATE	DESCRIPTION

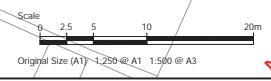
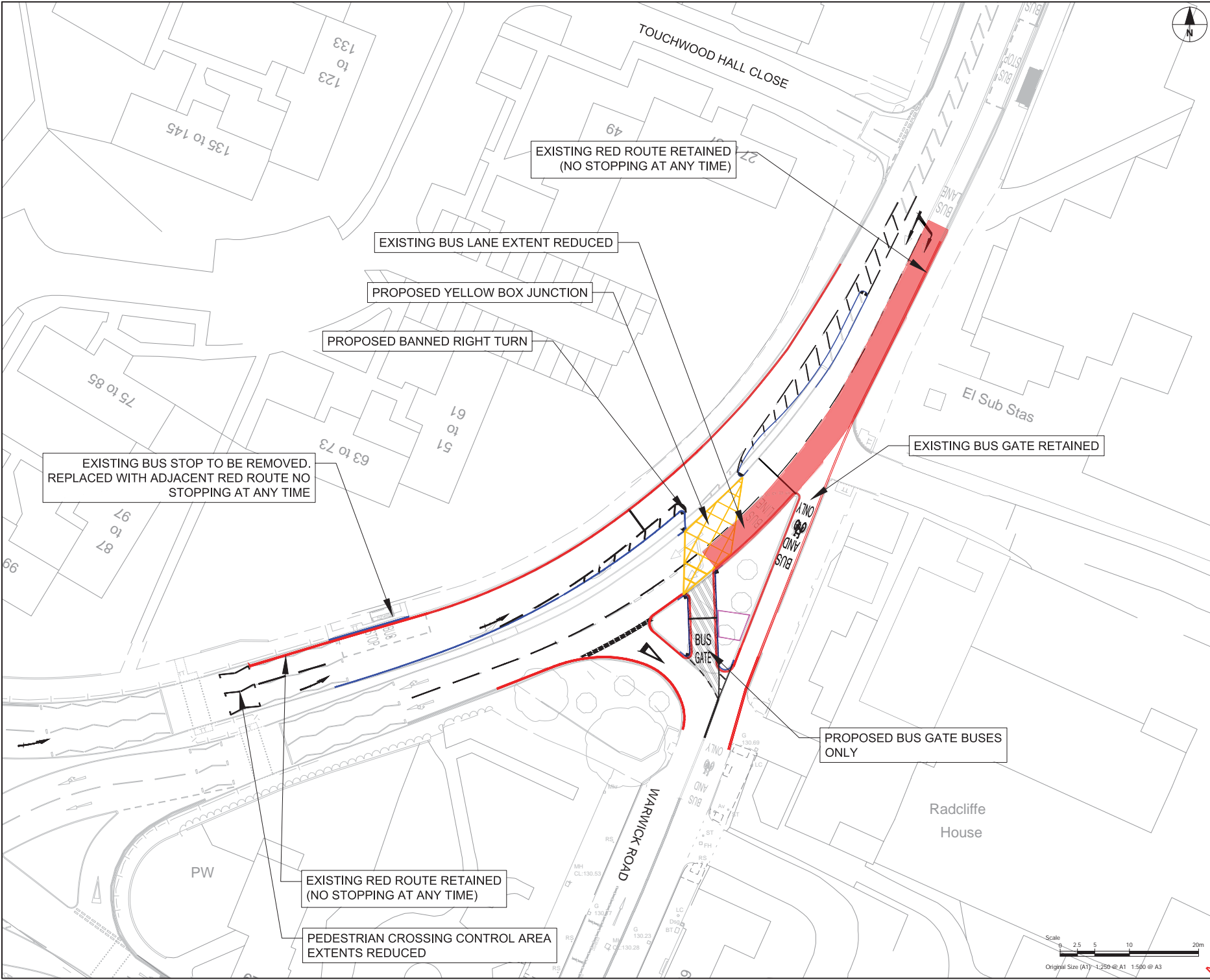
ISSUE PURPOSE / SUITABILITY

Suitable for review & comment

PROJECT NUMBER  
60688007F

SHEET TITLE  
PACKAGE 5  
TRO CONSULTATION PLANS  
LODE LANE/  
WARWICK ROAD  
SHEET NUMBER

Project Number	401222	Originator	-ACM	Volume	-HAC -
Location	SMBC -DR -TR	Type	-2600	Role	009



ISO A1 248mm x 361mm  
 Drawn: RS  
 Approved: AC  
 Checked: PBM  
 Designer: RS  
 Project Management (initials):  
 RPH:RS  
 Lead checked by: GARDNER/P0301/45/30 Lead checked: 02/04/25/30  
 File name: C:\PWORKING\AECOM\_DS20\_ILC\T\T\HARD\GARDNER@AECOM.COM\DU\4383240\2222\ACM-HAC-SMBC-DR-TR-2600009

This drawing has been prepared for the use of AECOM's client. It may not be used, modified, reproduced or relied upon by third parties, except as agreed by AECOM or its insurers, and does not constitute an offer of insurance. AECOM's liability is limited to the extent of the contract. AECOM's liability is limited to the extent of the contract. AECOM's liability is limited to the extent of the contract.

**REVISION / APPROVAL DATE**

P03	30/05/24
-----	----------

**ISSUE/REVISION**

NO	DATE	DESCRIPTION
P01	04/10/23	First Issue
P02	06/03/24	TRO Update
P03	30/05/24	TRO Updates
IR	DATE	DESCRIPTION

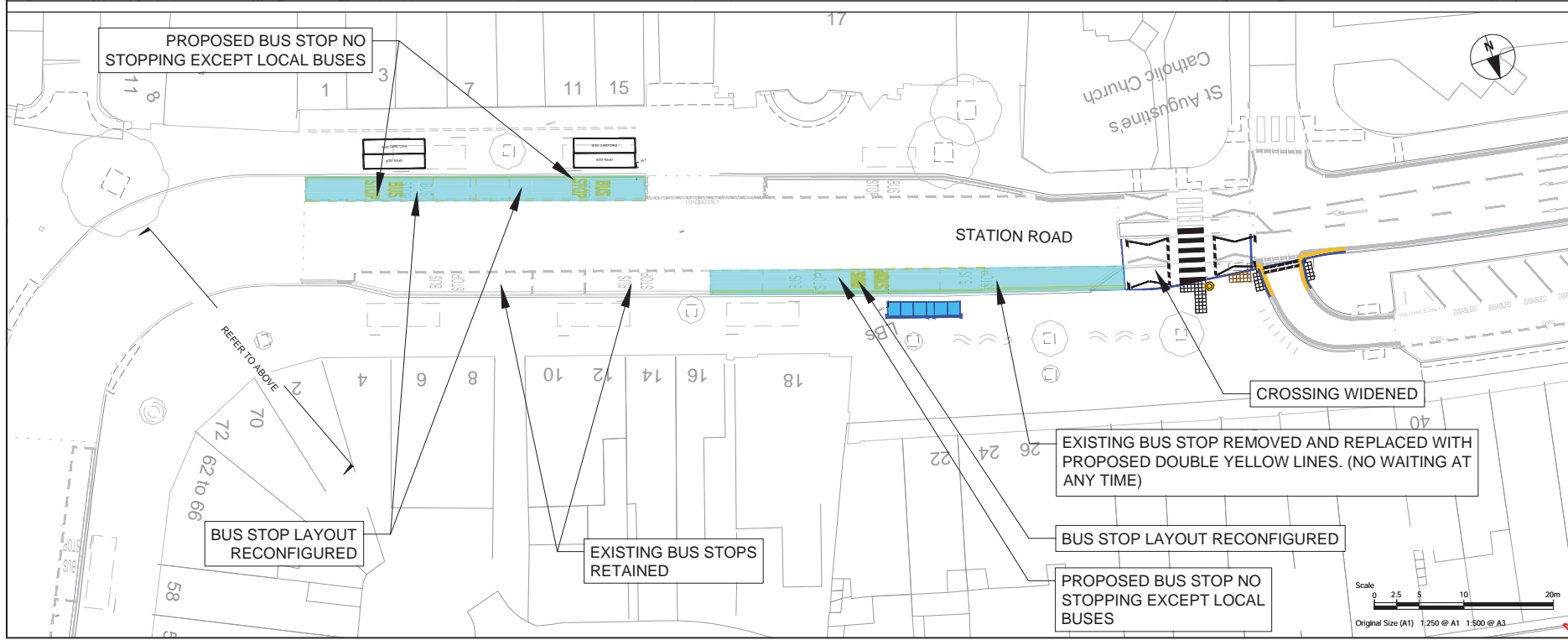
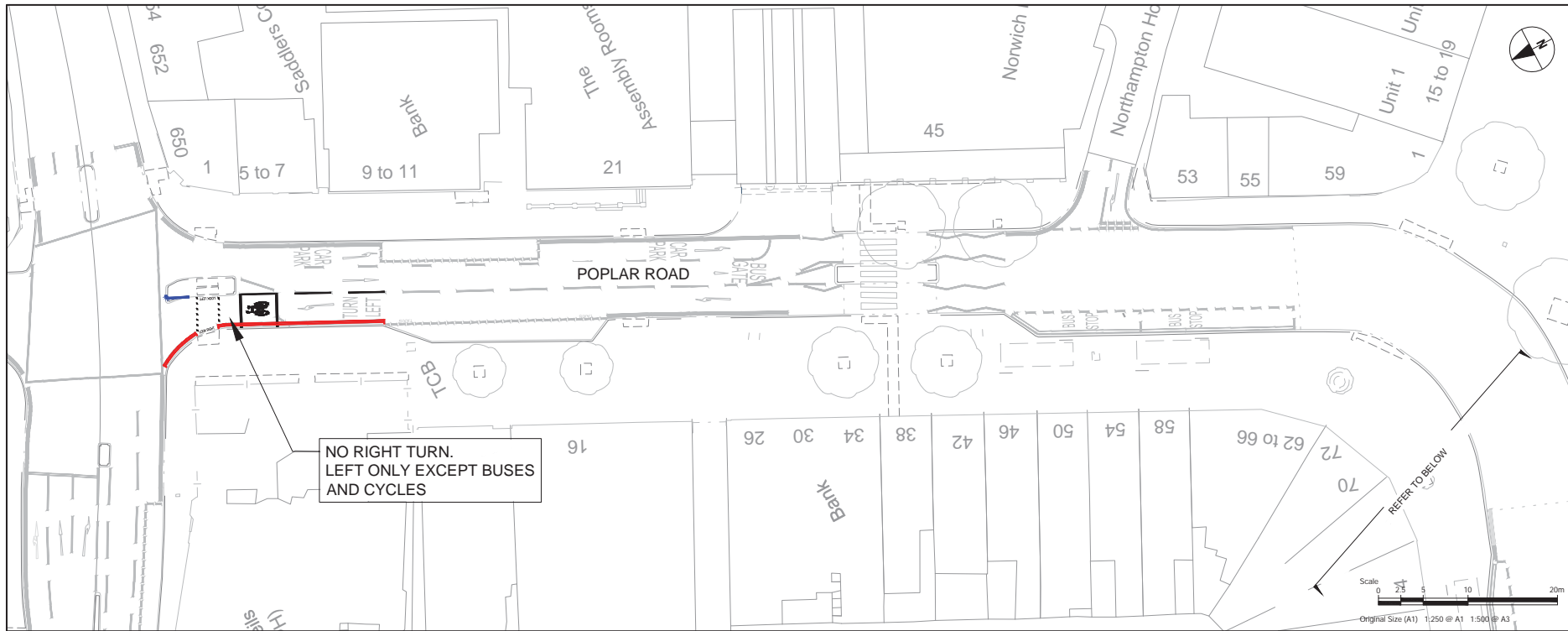
**ISSUE PURPOSE / SUITABILITY**

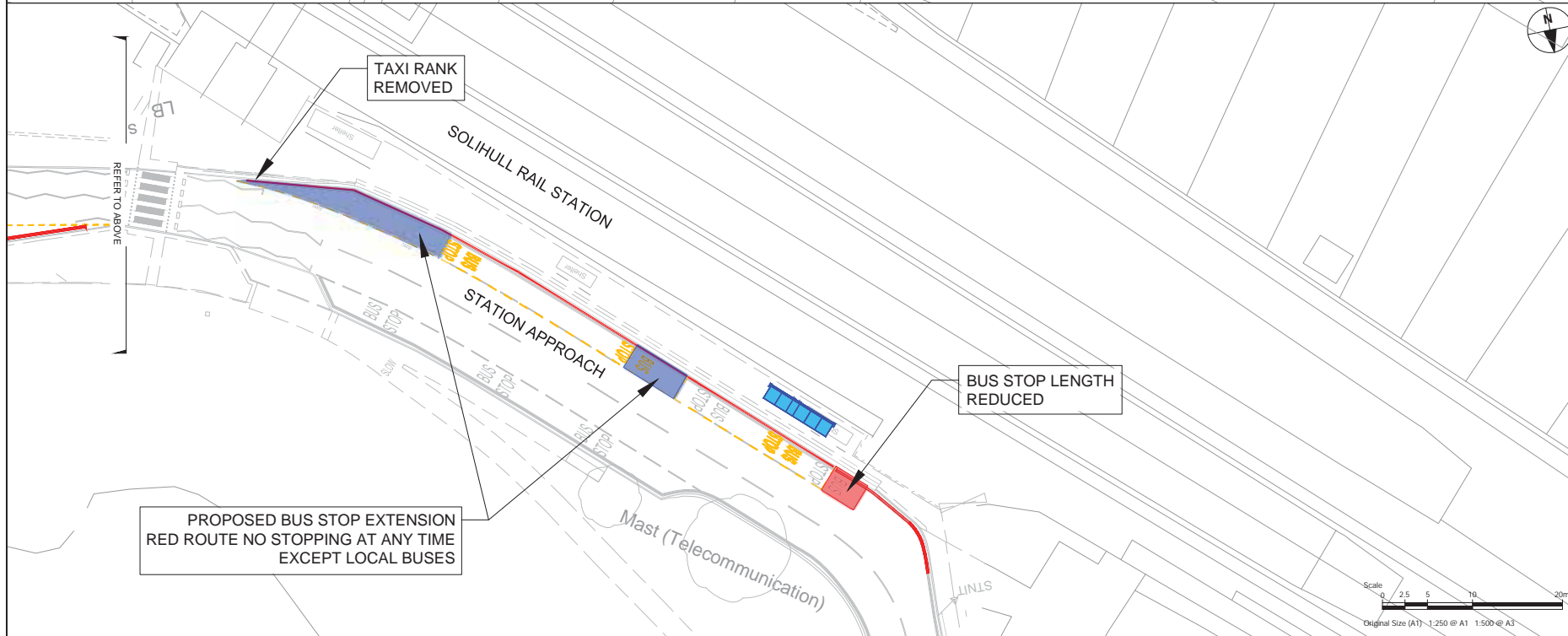
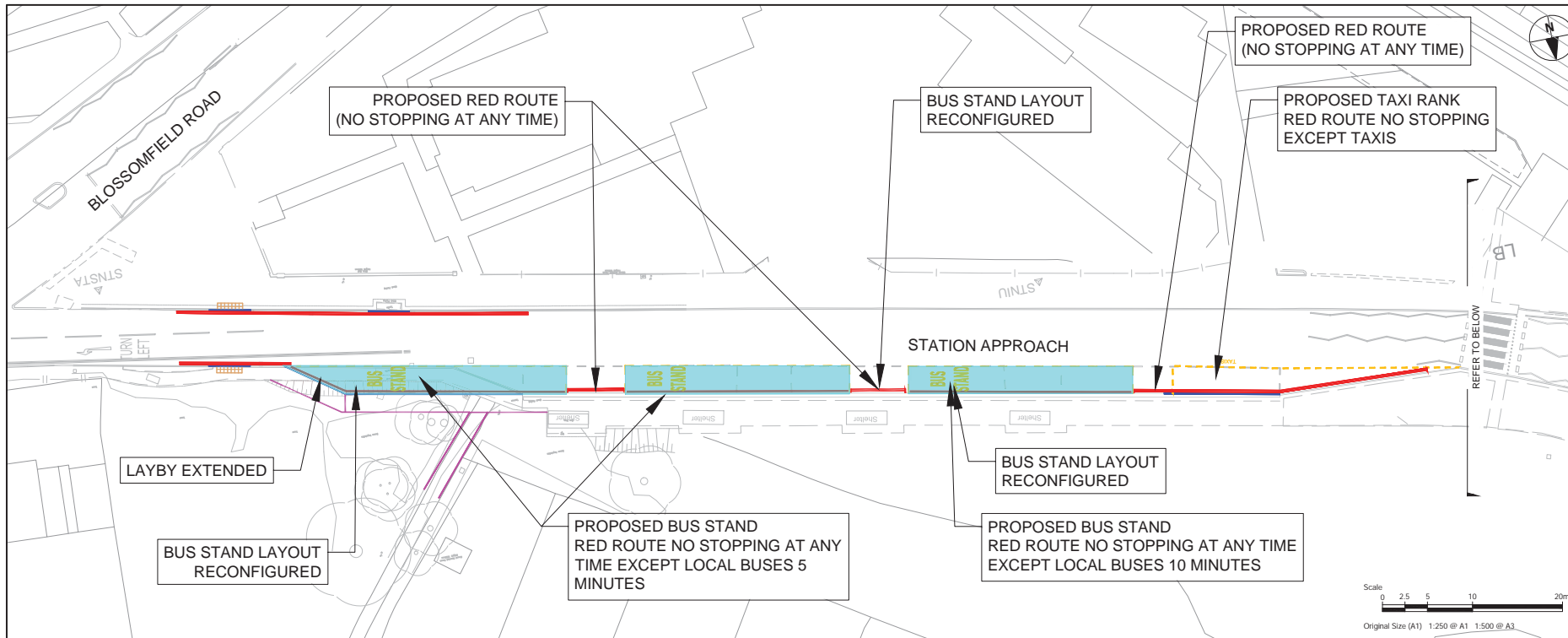
Suitable for review & comment

**PROJECT NUMBER**  
60688007F

**SHEET TITLE**  
PACKAGE F  
TRO CONSULTATION PLANS  
SOUTH L TOWN CENTRE  
POPLAR ROAD/ STATION ROAD  
**SHEET NUMBER**

Project Number	401222	Originator	-ACM	Volume	-HAC -
Location	SMBC -DR -TR	Role	-2600	1/010	





**REVISION / APPROVAL DATE**

P03	30/05/24
-----	----------

**ISSUE/REVISION**

NO	DATE	DESCRIPTION
P01	04/10/23	First Issue
P02	06/03/24	TRO Update
P03	30/05/24	TRO Updates
IR	DATE	DESCRIPTION

**ISSUE PURPOSE / SUITABILITY**

Suitable for review & comment

**PROJECT NUMBER**  
60688007F

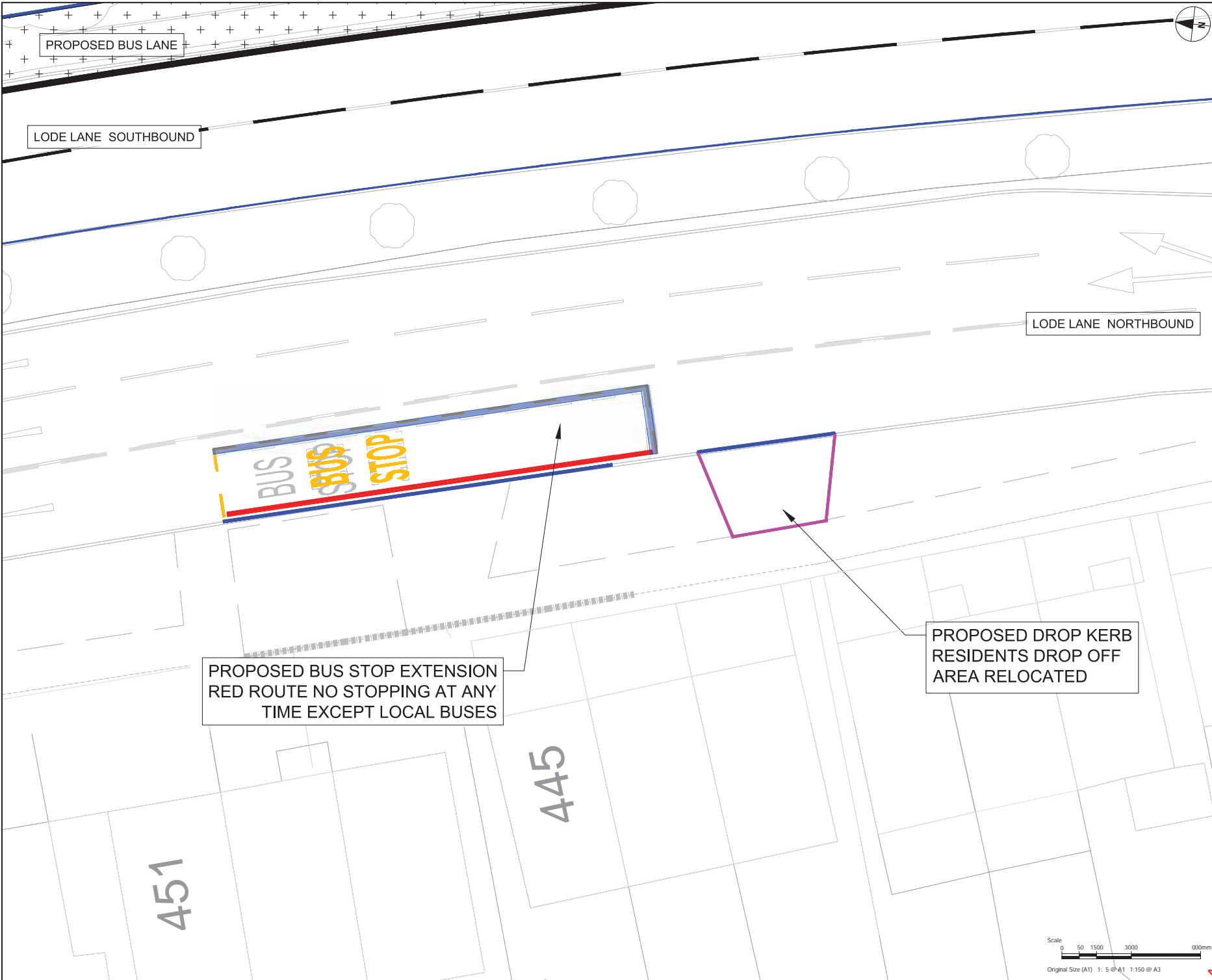
**SHEET TITLE**  
PACKAGE F  
TRO CONSULTATION PLANS  
STATION APPROACH

**SHEET NUMBER**

Project Number	Originator	Volume
401222	-ACM	-HAC-
Location	Type	Role
SMBC -DR -TR	-2600 011	

This drawing has been prepared for the use of AECOM's client, it may not be used, modified, reproduced or relied upon by third parties, except as agreed by AECOM or its insurers, without the written consent of AECOM. AECOM accepts no responsibility, and denies any liability, whatsoever to any party that uses or relies on this drawing without AECOM's express written consent. Do not scale this document. All measurements must be obtained from the scaled dimensions.

Lead checked by: GARDINER & THEOBALD, 0204 05 30, Lead: P1044, 0204 05 30  
 File name: C:\P\WORKING\AECOM\_DS2\_ILC\T\T\HARD\GARDINER@AECOM.COM\DU\434832\401222-ACM-HAC-SMBC-DR-TR-2600102



**KEY**

- PROPOSED KERBLINE
- PROPOSED BACK OF FOOTWAY/CYCLEWAY
- PROPOSED ROAD MARKING
- PROPOSED BUS STOP
- PROPOSED BUS STOP EXTENSION
- EXISTING ROAD MARKINGS
- + + + PROPOSED BUS LANE

UNLESS OTHERWISE STATED EXISTING RESTRICTIONS WILL REMAIN

**PROPOSED BUS STOP EXTENSION  
 RED ROUTE NO STOPPING AT ANY  
 TIME EXCEPT LOCAL BUSES**

**PROPOSED DROP KERB  
 RESIDENTS DROP OFF  
 AREA RELOCATED**

**REVISION / APPROVAL DATE**

P01	30/05/24
-----	----------

**ISSUE/REVISION**


IR	DATE	First Issue	DESCRIPTION
P01	30/05/24	First Issue	

**ISSUE PURPOSE / SUITABILITY**  
 Suitable for review & comment

**PROJECT NUMBER**  
60688007F

**SHEET TITLE**  
TRO CONSULTATION PLANS  
LODE LANE/  
DOVEHOUSE LANE  
BUS STOP

**SHEET NUMBER**  
401222 -ACM -HAC -  
SMBC -DR -TR -2600 102

Project Number: 401222 | Originator: -ACM | Volume: -HAC -  
 Location: SMBC -DR -TR | Type: -2600 | Role: -102



This drawing has been prepared for the use of AECOM's client. It may not be used, modified, reproduced or relied upon by third parties, except as agreed by AECOM or as required by law. AECOM accepts no responsibility, and disclaims any liability, whatsoever to any party, that uses or relies on this drawing without AECOM's express written consent. Do not scale this document. All measurements must be obtained from the stated dimensions.