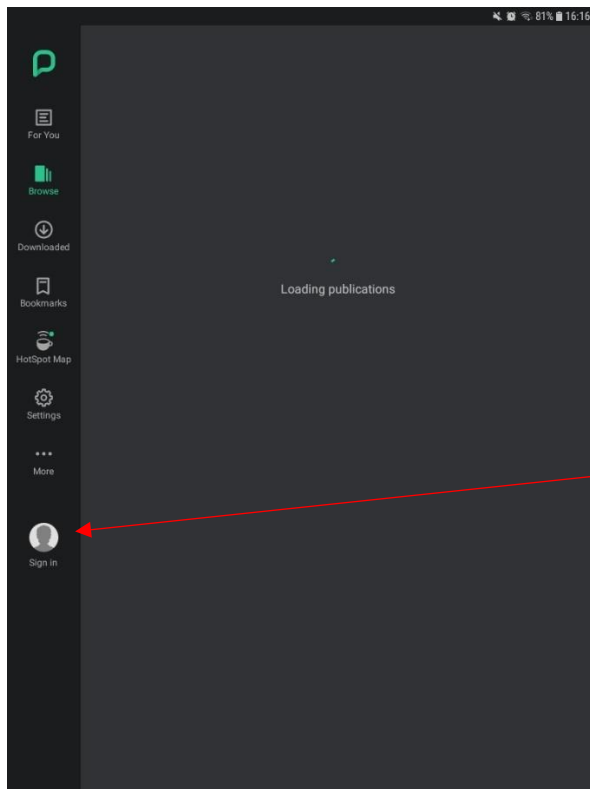


Using newspapers and emagazines from the PressReader app

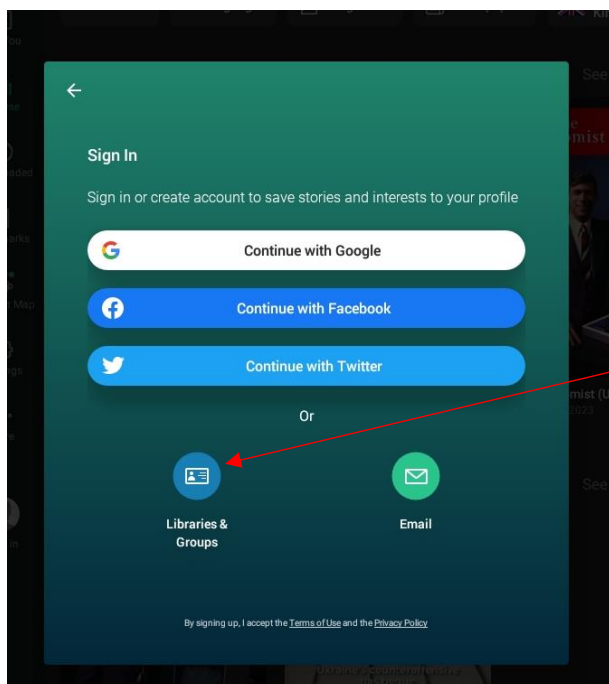
You can now log in to your library account through the PressReader app wherever you are

Then you can download newspapers and magazines to your tablet or computer to read offline, completely free of charge.

For this you will need to download the free PressReader app from the Google Play Store, or the Apple or Amazon AppStores.



Once you have downloaded the app, click on Sign In



To use the library subscription, click on Libraries and Groups

Library or Group Sign In

YOUR ACCESS TO PRESSREADER IS BROUGHT TO YOU BY YOUR LIBRARY OR GROUP. [HOW DOES IT WORK?](#)

Select Library or Group

Click on Select Library or Group and start typing Solihull until you can select Solihull Libraries

Library or Group Sign In

YOUR ACCESS TO PRESSREADER IS BROUGHT TO YOU BY YOUR LIBRARY OR GROUP. [HOW DOES IT WORK?](#)

Solihull Libraries
15 locations, including 283 Kenilworth Road, Balsall Common, Coventry, CV7 7EL, United Kingdom

ENTER YOUR LIBRARY CARD NUMBER AND PIN TO SIGN IN

Library card number
Required

PIN
Required

Stay signed in

Sign in **Cancel**

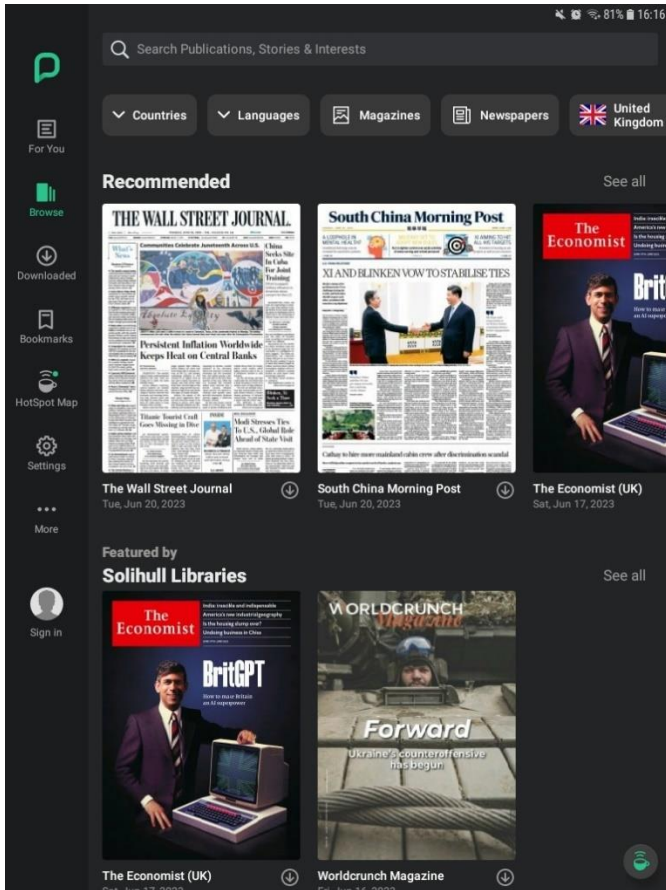
For assistance with your library card, please [contact your library](#).

Now enter your library card number with the SLP or the WP in front of the number, with no spaces, and your 4 digit PIN number.

This is linked to the library membership database so if your card has expired or you have overdue books you will not be able to login.

If you are not a member you can join online at <https://solihull.spydus.co.uk>

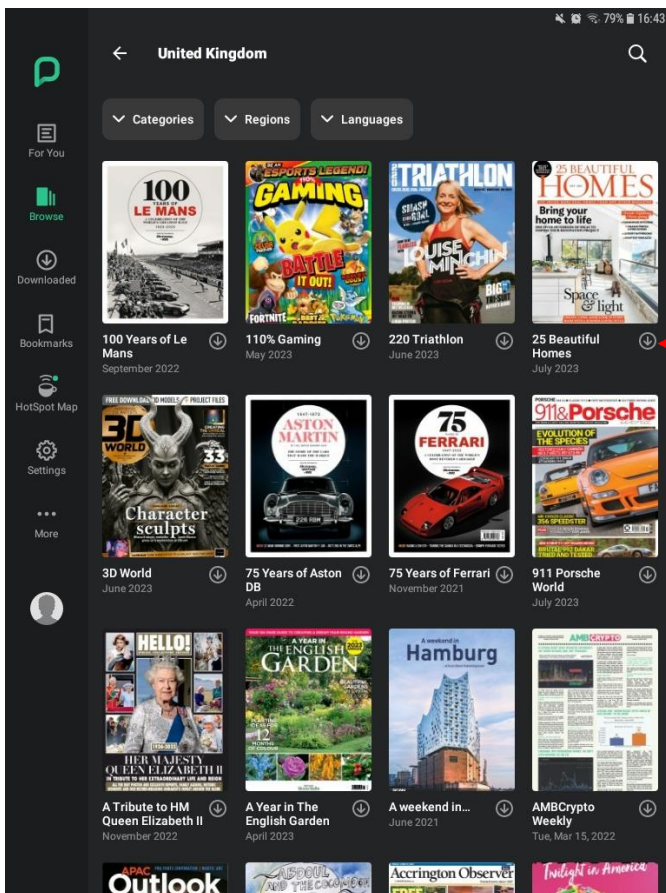
If you need your PIN you can reset it online at the address above or contact the library at 247library@solihull.gov.uk



Once logged in you will see a front page with some titles on.

You can choose a country, language, or see the magazines and newspapers included. There is a separate button for UK titles.

You can use the Search box to find particular publications, but also news stories.

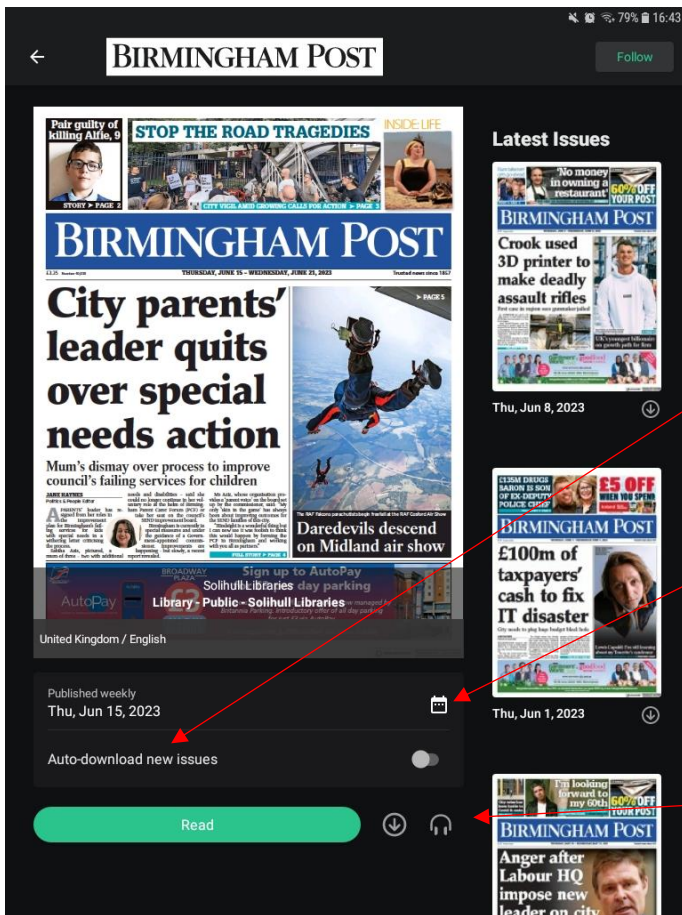


The UK button shows an alphabetical list of titles.

Scroll down to the one you want or use the search box.

You can also search by Category, eg subject interest.

Click on the Arrow symbol to download a title straightaway.

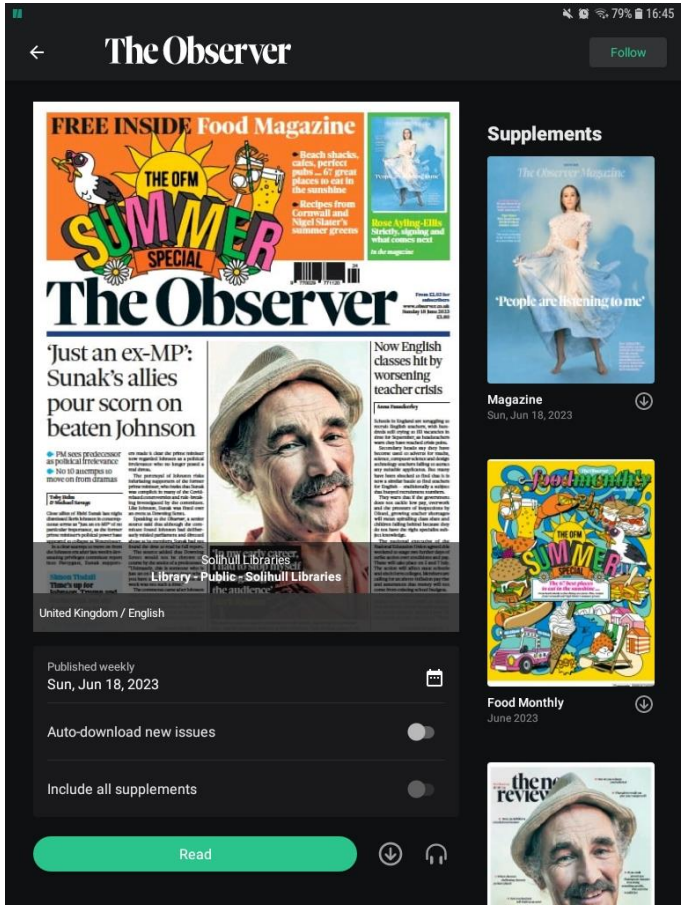


Selecting the weekly Birmingham Post, click on Read at the bottom of the page to open it

You can also set to Auto-download new issues.

Immediate back issues are shown at the side, but more can be accessed using the calendar symbol below the newspaper front page. Back issues vary from 2 weeks' worth to several months' worth.

Click on the Arrow symbol to download the issue, click on the headphones for articles and the front page to be read out.



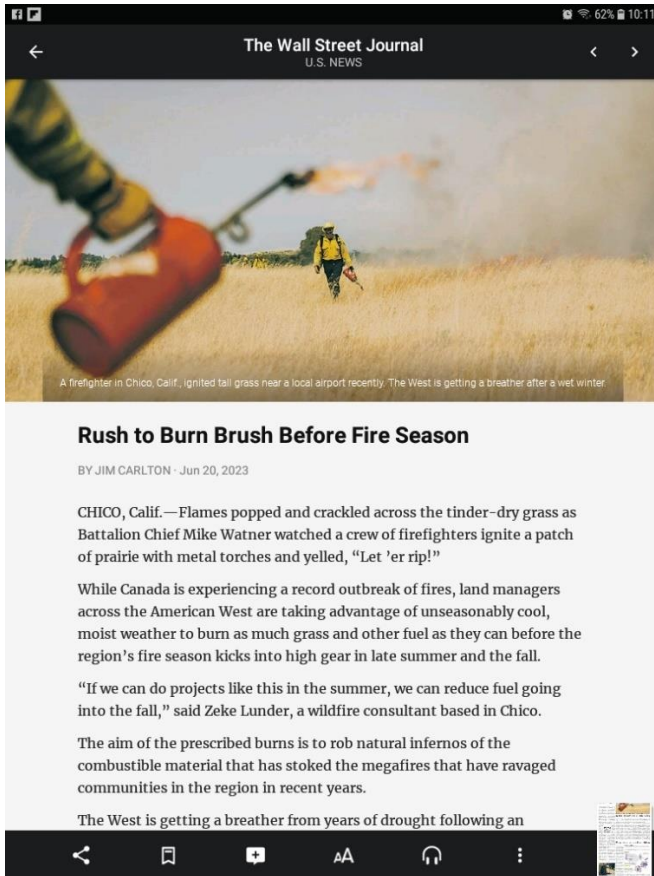
For titles like Saturday and Sunday papers, the supplements will appear next to the front page



Once in an issue, you have more options.

With the menu at the bottom of the screen, you can have articles read out, share articles, and bookmark them.

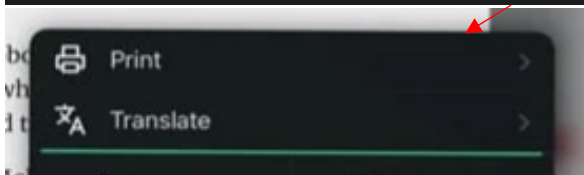
At bottom right, the symbol will convert an article from the newspaper format to a more readable one. This also gives you the option of translating articles from and to English.

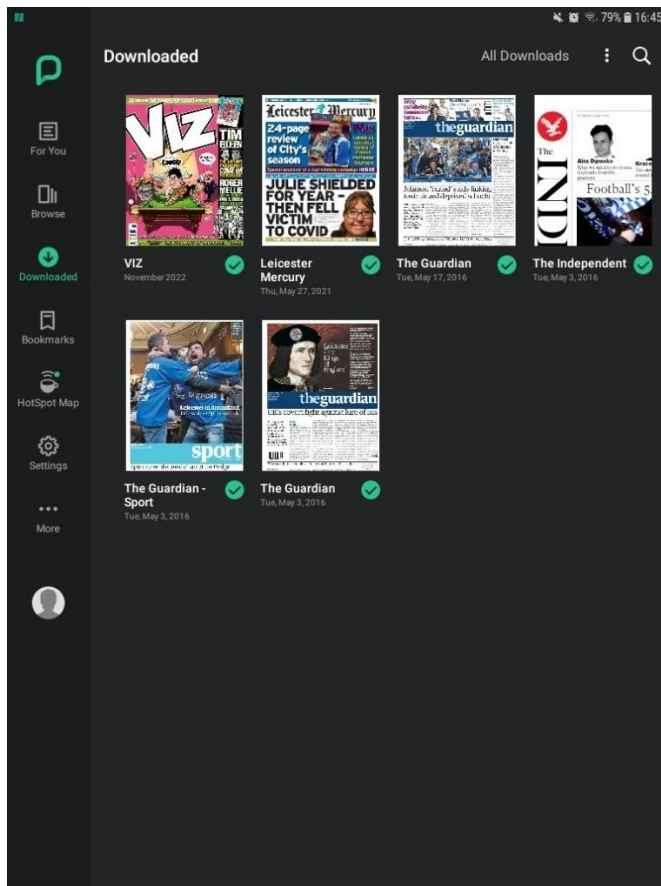


In the readable format, you can change the font and size, have articles read out.

If you click on the 3 dots symbol, you have a Translate option where you can translate articles from and to English and about 25 other languages.

If using this, you will have the choice to set this to translate for all the articles you look at, you can turn this off at any time





Downloaded titles appear under the Downloaded symbol at the side of the page.

Once downloaded they will remain on your account until you delete them – these were downloaded in 2016!

**If you need help or have any queries, contact
the library at
247library@solihull.gov.uk**