

Supporting the health of YOUNG PEOPLE IN SOLIHULL

A summary report of the Health Related Behaviour Survey 2016

These results are the compilation of data collected from a sample of primary pupils aged 6 to 11 and secondary pupils aged 12 to 15 in Solihull during Spring 2016. This survey was funded through Local Authority commissioning for Public Health and for Children & Families. It was supported and facilitated by advisers within Solihull Education Improvement Service.

Teachers were informed on how to collect the most reliable data.

Pupils in Years 2, 4 and 6 in the primary schools and Years 8 and 10 in the secondary schools completed either a paper based or an online version of the Health Related Behaviour Questionnaire.

A total of over 8900 pupils took part in 74 Solihull Infant, Primary, Secondary and Special schools.

Cross-phase links

Many of the questions in the primary and secondary versions

of the questionnaire are identical or very similar. Some of these questions are presented on page 7 of this document so that behaviour can be seen across the age range.

Trend data


Solihull schools have surveyed in previous years. Some interesting changes in the data are noted on page 8.

Over 8900 young people were involved in the survey:

School Year	Year 2	Year 4	Year 6	Year 8	Year 10	Total
Age	6-7y	8-9y	10-11y	12-13y	14-15y	
Boys	1081	1167	1076	793	527	4644
Girls	1041	1016	1020	747	513	4337
Total	2122	2183	2096	1540	1040	8981

Reference sample

Solihull data have been compared with a compilation of survey areas that have completed similar versions of the questionnaire. These areas include Camden, Cornwall, Devon, Doncaster, Ealing, Liverpool, Northumberland and Newcastle.

A selection of some of the statistically significant differences, where the level seen in the Solihull data is either 5% above or below that in the wider reference data, is indicated by the symbol  on pages 4 and 6.

For more details please contact The Schools Health Education Unit

TOPICS INCLUDE:

Citizenship

Drugs, Alcohol and Tobacco

Emotional Health and Wellbeing

Healthy Eating

Internet Use

Leisure

Physical Activity

Safety

School and Career

Sex and Relationships



Schools Health Education Unit

Tel. 01392 66 72 72

www.sheu.org.uk

The Unit specialises in questionnaire surveys of children and young people for Local Authorities, Public Health Teams, voluntary agencies, charities, schools and colleges and other partnerships. SHEU is also able to undertake consultation, monitoring and evaluation exercises, and bespoke research.

Solihull Primary school pupils in Year 2 (ages 6-7)

BACKGROUND

- 77% of pupils described themselves as white. 10% described themselves as Asian and 7% described themselves as mixed race.
- 41% of pupils were the eldest child in their family.

Spending Money

- The main items Year 2 pupils spent money on were:

	Boys	Girls
Toys	34%	32%
Sweets, chocolate	30%	30%
Fizzy drinks	23%	20%
Comics	20%	19%
Stickers or cards	19%	15%

(table shows the percentages of pupils who said they had spent money on these items in the seven days before the survey)

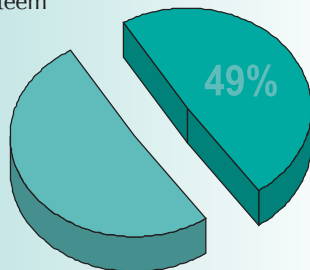
- 62% of pupils report saving their money.

HEALTHY EATING

- 1% of pupils had nothing to eat or drink for breakfast on the day of the survey. 59% of pupils had cereal.
- 39% of pupils have chips/roast potatoes, 33% crisps and 43% sweets and chocolates 'a lot'. 59% eat fresh fruit, 36% dairy produce and 46% vegetables 'a lot'.
- 29% drink fizzy drinks 'a lot'.
- 58% said they had been to the dentist in the last year, 19% said they hadn't and 23% said they didn't know.
- 74% said they cleaned their teeth at least twice the day before. 5% said not at all.

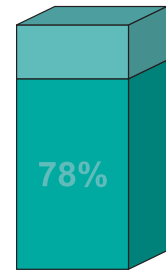
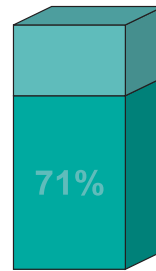
EMOTIONAL HEALTH & WELL-BEING

- 37% of pupils had high self-esteem scores.
- 49% of pupils said that they worry 'a lot' about their family.
- 32% said they worry about friendships and 33% said they worry about keeping well.
- 23% said they worry 'a lot' about school-work.
- 54% said that they like going to school, 29% said sometimes and 17% said they didn't.



LEISURE AND PHYSICAL ACTIVITY


- 71% of girls said that they dance 'sometimes' or 'a lot'. 78% of boys said that they play football 'sometimes' or 'a lot'.



- 61% of pupils said they spent time watching television after school the day before the survey, 38% played computer games and 25% went to a club.
- 55% said that they go to an after school club and 81% said that they swim 'sometimes' or 'a lot'.


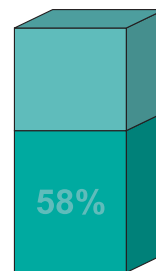
ALCOHOL AND TOBACCO

- 30% of pupils reported that they had tasted alcohol.
- 32% of pupils said that someone who lived in their house smoked.
- 6% said that they would smoke when they are older; 19% said 'maybe'.



STAYING SAFE

- 58% of pupils say that they never feel scared to go to school because of other children. 15% said they did and 26% said sometimes.



- 66% of pupils said that they always wash their hands after going to the toilet, 4% said never.
- 12% of pupils said that they had asthma, 15% said they didn't know if they did.
- 63% of pupils had used the Internet at home in the previous week. 80% said that they use the Internet for playing games. 16% said they use Facebook etc.
- 38% said that they use the Internet when their parents/cares aren't in the room. 62% said that their parents/carers have rules about what they are allowed to do online.
- 9% of pupils said that they chat to people online who they have never met. 74% said they have been told how to stay safe when they chat to people online.

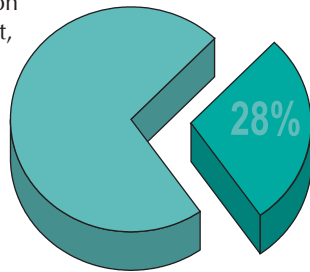
Solihull Primary school pupils in Years 4 & 6 (ages 8-9 and 10-11)

BACKGROUND

- 75% of pupils described themselves as white UK. 10% describes themselves as Asian and 6% described themselves as mixed.
- 40% were the eldest child in their family.

HEALTHY EATING

- 2% of pupils had nothing to eat or drink for breakfast on the day of the survey. 54% of pupils had cereal.
- 23% of pupils have chips/roast potatoes, 27% crisps and 30% sweets and chocolates 'on most days'. 60% eat fresh fruit, 55% dairy produce and 53% vegetables 'on most days'.
- 28% of pupils had 5 or more portions of fruit and vegetables the day before the survey.**
- 26% of pupils said that they would like to lose weight.

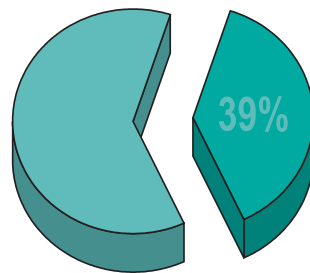


Dental care

- 84% of pupils reported that they cleaned their teeth at least twice a day (the recommended frequency); however, 22% reported that they had to have a filling last time they visited the dentist.

EMOTIONAL HEALTH & WELL-BEING

- 39% of pupils had high self-esteem scores.**
- 32% of pupils worried 'quite a lot' or 'a lot' about school tests, 28% about family relationships and 26% about keeping healthy.
- 16% of boys and 21% of girls worried about how their body changes as they grow up.

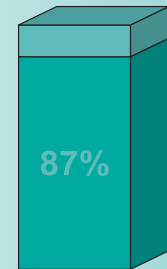
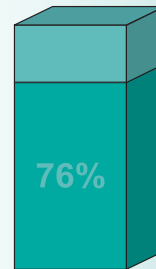


LEISURE AND PHYSICAL ACTIVITY

- 65% of pupils said they spent time watching television after school on the day before the survey, 50% played sport the night before.
- 82% of pupils reported that they enjoyed physical activities 'quite a lot' or 'a lot'.
- 71% considered themselves 'fit' or 'very fit'.

PUBERTY AND GROWING UP

- 76% of Year 6 pupils said their teachers had talked to them about how their body changes as they grow up.
- 76% of Year 6 boys and 87% of Year 6 girls said their parents had talked to them about how their body changes as they grow up.**



- 73% of Year 6 pupils said that they thought they knew enough about how their body changes as they get older.
- 76% of Year 6 boys and 83% of Year 6 girls said their parents had talked to them about how their feelings/emotions change as they grow up. 60% of Year 6 boys and 69% of Year 6 girls said their teachers had.



DRUGS, ALCOHOL AND TOBACCO

Drugs

- 59% of pupils reported that their parents had talked to them about drugs. 49% said their teachers had.
- 2% of Year 6 pupils said that they had been offered cannabis and 2% said they had been offered other drugs.

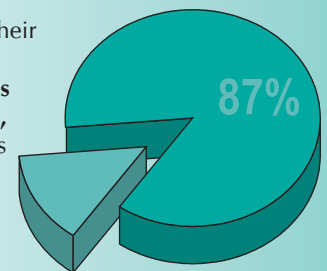
Alcohol

- 17% of boys and 10% of girls in Year 6 said they had ever had an alcoholic drink.**



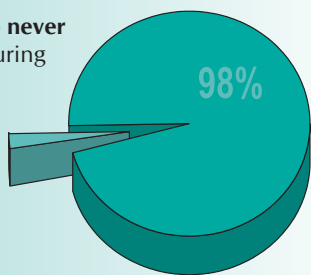
- 4% of boys and 1% of girls in Year 6 said they drank alcohol on at least one day in the last week.

- When asked about whether their parent's know if they drink alcohol, **87% of Year 6 pupils said they don't drink alcohol**, 11% said their parents always know, 1% said 'usually' and 1% said 'sometimes' or 'never'.



Tobacco

- 98% of pupils said they have never smoked at all. 0% smoked during the last seven days.
- 1% of pupils think they will smoke when they are older, 8% said maybe and 90% said no.

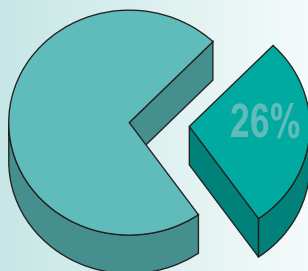


STAYING SAFE

- 64% of pupils say that they are 'never' afraid to go to school because of bullying.

- 26% said that they had been bullied at or near school within the last 12 months.

- Behaviour reported as causing distress included being teased or made fun of, being called nasty names and being pushed or hit for no reason.

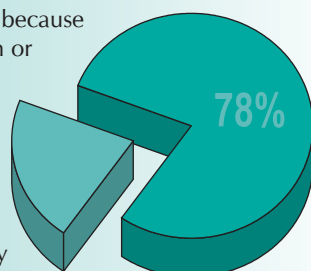


- Of those pupils who said that they had been bullied in the month prior to the survey 42% said it happened outside at breaktime and 31% said in a classroom at breaktime. 17% reported being bullied during a lesson.

- 17% of pupils reported that they thought they were bullied because of the way they looked. 12% said because of their size or weight.

- 5% thought they were bullied because of their race, colour or religion or culture. 6% said because they do well in tests.

- 78% of pupils said that their school takes bullying seriously.



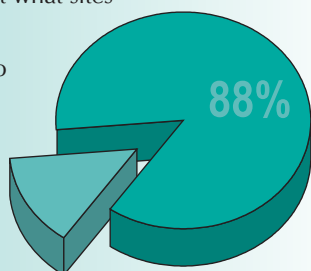
- 4% of pupils reported that they never or hardly ever feel safe at playtime (including dinnertime). 18% said they sometimes feel safe and 78% said they often feel safe.

- 93% of pupils had used the Internet at home in the last week. 70% said they use the Internet for playing online games, 71% said they use it for school work. 41% said looking at web pages about their hobbies and interests.

- 67% of pupils said that they use the Internet unsupervised when their parents/carers aren't in the room. 76% said that parents/carers have rules about what sites they can use.

- 17% of pupils said they chat to people online that they have never met.

- 88% said they have been told how to stay safe while chatting online.



- 4% said they had received a chat message that scared them or made them upset.

- 34% of pupils worried 'quite a lot' or 'a lot' about crime.

LEISURE TIME

- 72% of pupils said that they felt happy during playtimes.
- 95% of pupils said they spent time chatting/talking during school playtimes. 89% said they played running/skipping games/tag and 69% played ball games. 65% said they often spent time queuing for lunch at least sometimes.
- 52% of boys and 55% of girls in Year 6 spent time doing homework on the evening before the survey.
- 49% said they read a book for pleasure the night before, 56% played computer games and 34% said they went to a club the night before.

SPENDING MONEY

- The main items Year 6 pupils spent money on were:

	Boys		Girls
Sweets, chocolate etc.	37%	Clothes, shoes etc.	41%
Computer (games etc)	36%	Sweets, chocolate etc	39%
Clothes, shoes etc.	29%	Books	34%
Snacks (crisps etc.)	25%	School equipment	31%
Fizzy drinks	25%	Jewellery, make up etc.	28%

(Table shows the percentages of pupils who said they had spent money on these items in the seven days before the survey)

SIGNIFICANT DIFFERENCES BETWEEN SOLIHULL AND THE SHEU REFERENCE SAMPLE

For most questions in the survey, Solihull primary pupils give similar responses to those in the SHEU reference sample. The following are a selection of the interesting differences noted.

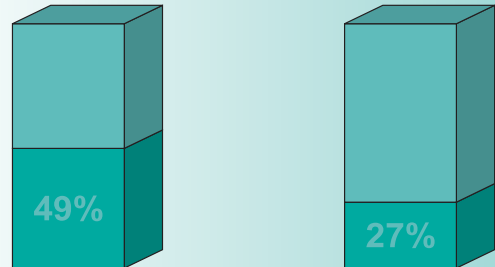
- 78% of pupils in Solihull said that in their school, takes bullying seriously. This is higher than the 72% saying this in the SHEU reference sample.
- 71% of pupils in Solihull describe themselves as 'fit' or 'very fit'. This is higher than the 63% who said this in the reference sample.
- 53% of pupils said that they have vegetables 'on most days'. This is lower than the 60% of pupils saying this in the reference sample.
- 15% of Year 6 pupils said that they know someone who uses drugs 'not as medicines'. This is higher than the 9% seen in the reference sample.
- 39% of pupils said that they walked to school on the day of the survey. This is lower than the 56% reported in the reference sample.
- 59% of pupils in Solihull said that their teachers have talked with them about growing up. This is higher than the 42% seen in the reference sample.

Solihull Secondary school pupils in Year 8 and Year 10 (ages 12-13 and 14-15)

- 25% of pupils reported a fear of going to school at least sometimes because of bullying.
- 18% said that they had been bullied at or near school in the last 12 months.
- 46% of pupils had high self-esteem scores.

PHYSICAL ACTIVITY

- 49% of the Year 10 boys consider themselves 'fit' or 'very fit' compared with only 27% of the Year 10 girls.



- 42% of pupils said they enjoyed physical activities 'a lot'.
- 34% of pupils said that they had been physically active five days or more in the last week, for at least an hour.
- 60% of pupils said that they had been involved in physical activity at school for 2 or more hours in the past 7 days.

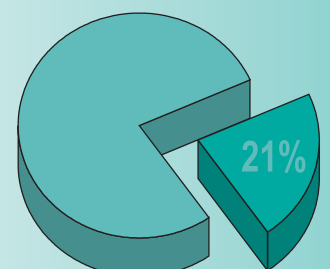
RELATIONSHIPS AND SEXUAL HEALTH

- 17% of pupils (32% Year 10 girls) said that they knew where to get emergency contraception free of charge. 55% of Year 10 pupils know where to get condoms free of charge.
- 75% of pupils said that they thought condoms were reliable methods in stopping infections like HIV/AIDS.
- 47% of pupils said that if they had a sexual health concern, they would know where to go to get help.
- 4% of pupils (8% of Year 10 girls) said that a boy/girlfriend had pressured them to have sex or do sexual things.
- 13% of pupils said they had been in a relationship with someone who had been angry or jealous when they wanted to spend time with friends; 9% said their boy/girlfriend kept checking their phone.
- 7% said that a boy/girlfriend had used hurtful or threatening language towards them.
- 5% of Year 10 pupils said that been hit by a partner. 69% of Year 10 pupils said if this happened to them they would know what to do.

DRUGS, ALCOHOL & TOBACCO

Drugs

- 21% of Solihull secondary pupils are 'fairly sure' or 'certain' that they know someone who takes drugs.
- 31% of Year 10 boys and 24% of Year 10 girls have been offered cannabis.


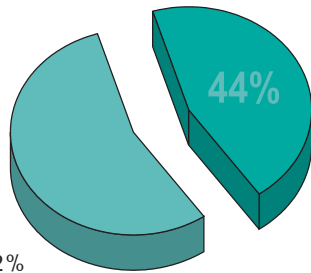


BACKGROUND

- 76% of pupils described themselves as white UK. 11% described themselves as Asian and 4% as black. 7% described themselves as mixed.
- 69% of pupils live with mother and father together.

HEALTHY EATING

- 44% of pupils 'often' or 'always' consider their health when choosing what to eat.
- 11% of Year 10 boys and 12% of Year 10 girls said they had nothing to eat or drink for breakfast on the day of the survey.
- 32% of pupils said they ate sweets and chocolates 'on most days'. 26% said they ate crisps 'on most days'.
- 58% ate dairy produce, 41% fresh fruit and 47% vegetables 'on most days'.
- 20% said that they had five or more portions of fruit and vegetables the day before.
- 10% of pupils had no water to drink on the day before the survey, 32% had around a litre or more.



EMOTIONAL HEALTH & WELL-BEING

- 68% of pupils reported that, in general, they were 'quite a lot' or 'a lot' satisfied with their life.
- Parents are the most popular sources of support for boys and girls.

The top four worries for Year 8 pupils were:

	Boys		Girls
Exams and Tests	43%	Exams and Tests	53%
After Year 11	34%	Their looks	44%
Keeping healthy	34%	After Year 11	42%
Family relationships	30%	Keeping healthy	39%

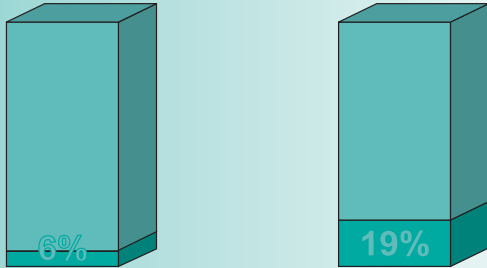
These changed to the following for Year 10 pupils:

	Boys		Girls
Exams and Tests	51%	Exams and Tests	75%
After Year 11	38%	Their looks	53%
Keeping healthy	30%	After Year 11	53%
Money problems	29%	Keeping healthy	44%

- When asked if they had taken an illegal drug in the month before the survey 0% of Year 8 pupils said they had. This rose to 5% of Year 10 pupils.
- 1% of Year 8 boys, 2% of Year 8 girls and 8% of Year 10 pupils said they had ever taken an illegal drug.
- 4% of Year 10 pupils have taken an illegal drug and alcohol on the same occasion.

Alcohol

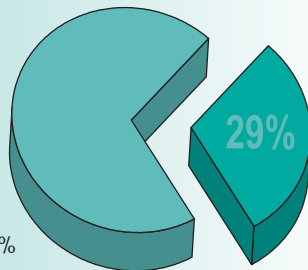
- 45% of pupils said that they have never had an alcoholic drink.
- 6% of Year 8 pupils had an alcoholic drink on at least one day in the past week. 19% of Year 10 pupils did the same.**



- 7% of Year 10 pupils said that they got drunk in the last week.
- 3% of Year 10 pupils bought alcohol from an off-licence that should sell only to over-eighteens.
- 5% of pupils said their parents never or only sometimes know if they drink at home.

Tobacco

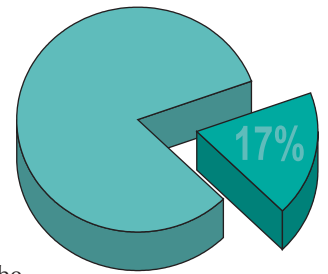
- 29% of pupils reported that there is someone who smokes indoors in their home (including themselves) on most days.**
- Boys: 1% of Year 8 boys and 5% of Year 10 boys reported that they smoke occasionally or regularly.
- Girls: 0% of Year 8 girls and 6% of Year 10 girls reported that they smoke occasionally or regularly.
- Of those who said they smoke, 70% said they could stop if they wanted to, 20% said they didn't know and 10% said they didn't think they could.



STAYING SAFE

- 8% of Year 10 pupils said that their safety had been put at risk on an occasion when they had used alcohol.
- 99% of pupils had used the Internet at home in the past week. 79% have used it at school and 47% said they access the Internet elsewhere.
- 85% of pupils said they access the Internet for using Facebook etc. 88% said for schoolwork, 83% said for chatting and 52% said for uploading videos/photos etc.
- 38% (65% Year 10 boys) said that they had seen pictures online that were for adults only.
- 34% of pupils said that they had seen pictures online that had upset them.

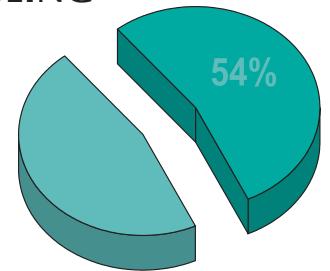
- 17% of pupils said that someone had shared an image of them via social media that made them unhappy.**



- 16% of pupils rated the safety of their area, when going out after dark, as 'poor' or 'very poor'. 3% said this about going out during the day.
- 8% said that they had been the victim of violence or aggression in the area where they live in the past 12 months.
- 7% of pupils reported that they were 'fairly sure' or 'certain' that they or their friends carried weapons or other things for protection when going out.

ECONOMIC WELL-BEING

- 54% reported that they expected to take several GCSEs and get good grades (A - C).**
- 66% of pupils want to continue in full time education after leaving school; 42% want to get training for a skilled job (e.g. apprenticeship).
- 14% of pupils have a regular paid job; the most common forms of work for pupils are paper/leaflet rounds, paid housework and babysitting .
- 26% of pupils said that they look after, or help to look after someone at home on a regular basis. 5% of pupils described themselves as a 'young carer'.



SIGNIFICANT DIFFERENCES BETWEEN SOLIHULL AND THE SHEU REFERENCE SAMPLE

For most questions in the survey, Solihull secondary pupils give similar responses to those in the SHEU reference sample. The following are a selection of the interesting differences noted.

- 42% of pupils in Solihull said they know where to get condoms free of charge. This is lower than the 49% of pupils in the reference sample.
- 16% of pupils in Solihull said that they have fizzy drinks 'on most days'. This is lower than the 21% of pupils saying this in the reference sample.
- 39% of pupils said that they would like to lose weight. This is lower than the 44% seen in the reference sample.
- 21% of pupils said that they know someone personally who uses drugs. This is lower than the 29% of pupils in the reference sample.
- 11% of pupils said they weren't satisfied with their lives at the moment compared with 16% of pupils in the wider sample.
- 88% of pupils said they have never smoked at all compared with 82% of the reference sample.

Pyramid data: Questions included in both the primary and secondary versions of the questionnaire

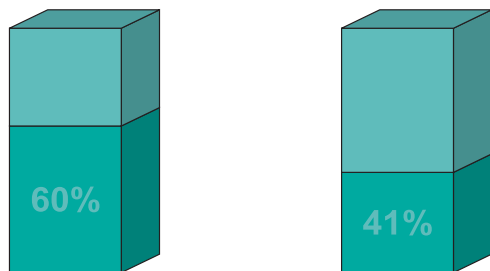
Cross-phase data

The following is a small selection of data relating to the set of questions found in the early, primary and secondary versions of the questionnaire. It is always interesting to see how young people change as they grow up.

HEALTHY EATING

Eating fresh fruit?

- Primary pupils are likely to eat fruit 'on most days' than secondary aged pupils are. Girls are also ahead of the boys. 60% of primary pupils compared with 41% of secondary pupils.



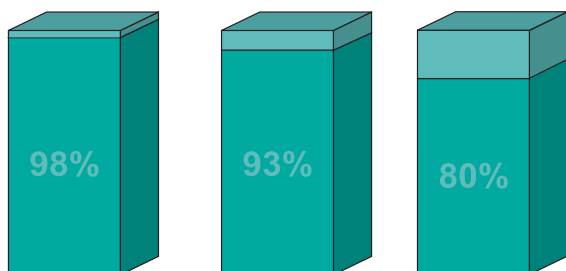
? Can 5 a day messages be promoted further to all ages?

- The proportion of primary and secondary pupils eating cereals for breakfast is higher in primary at 54% than secondary at 41%.
- 89% of primary pupils said that they had breakfast at home compared with 72% of secondary pupils. 6% of primary pupils had something on the way to school compared with 9% of secondary pupils.

SMOKING

Have you ever smoked? – Not even tried

- There are clear differences with age. 98% of Year 6 pupils compare with 93% of Year 8 and 80% of Year 10 pupils saying this.



? Can more be done to encourage Year 10 pupils not to start smoking?

EMOTIONAL HEALTH & WELL-BEING

How much do you worry about...?

- Older pupils are more likely to worry about the way they look compared with the younger pupils. 21% of primary pupils compared with 36% of secondary pupils. Girls worry more about this than boys do.
- There was little difference in the figures for pupils worrying about problems with friends or family relationships.
- 26% of primary pupils said that they had been bullied at or near school in the last 12 months. For secondary aged pupils, 18% of pupils said they had been bullied at school, 5% said they had been bullied near school.

? Is it possible to ease children's worries? Do they have time to talk, at school or elsewhere?

PHYSICAL ACTIVITIES

Enjoyment of physical activity

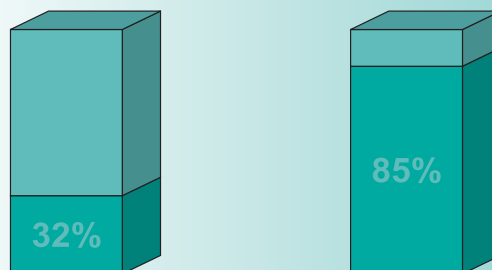
- 82% of primary pupils said that they enjoy physical activity 'quite a lot' or 'a lot'. 75% of Year 8 pupils and 67% of Year 10 pupils said the same.
- 68% of Year 6 girls thought they were 'fit' or 'very fit'. 38% of Year 8 girls and 27% of Year 10 girls said the same.
- 41% of primary aged pupils said that they had been physically active 5 days or more, for over an hour in the previous week. 34% of secondary aged pupils said the same. More boys than girls said this.

? What facilities are available for youngsters to be active? Are boys encouraged more than girls are?

INTERNET

What do you use the Internet for?

- 32% of primary pupils and 85% of secondary pupils use the Internet for social media (Facebook, Instagram, Twitter etc.)



- 71% of primary pupils said that they use the Internet for schoolwork, 88% of secondary pupils said the same.
- More boys than girls use the Internet for playing online games: 79% of boys and 61% of girls in the primary sector play online games on the Internet. This compared with 87% of Year 8 and 84% of Year 10 boys, but only 49% of Year 8 and 27% of Year 10 girls who said the same.

? How can we make sure that young people are safe and happy using the Internet?

TRENDS

Solihull schools also surveyed in 2004, 2006, 2007, 2010, 2012 and 2014 some possible emerging trends include:

- 37% of Year 6 pupils in 2006 said they could 'usually or always' say no when a friend asked them to do something they didn't want to do. This has risen steadily to 55% of pupils saying the same in 2016.
- There has been a downward trend for Primary aged pupils saying that they drank alcohol in the previous week: 17% of Year 6 pupils said they drank alcohol in 2004, this has steadily fallen to the 3% reported in 2014 and is at 3% in 2016.
- There has been an upward trend for Primary pupils reporting that their teachers had talked with them about growing up: In 2004, 39% of Year 6 pupils reported this and it rose steadily to 62% reported in 2012 falling back slightly to 60% in 2014 but up again to 76% in 2016.
- There is an upward trend across all age groups for pupils who say they have never tried smoking at all: in 2016 for example 93% of Year 8 pupils said they had never smoked at all, this has risen steadily from the 66% of Year 8 pupils who said the same in 2004.
- 39% of secondary pupils in 2006 said they they know someone personally who uses drugs. This figure has fallen steadily across the years and in 2016 it is 21%.
- There has been a rise in Secondary aged pupils saying that their safety going to and from school is 'good' or 'very good': 71% of pupils said this in 2006, 80% said this in 2016.
- There has been a steady decline in proportions of secondary aged pupils saying that they have ever had an alcoholic drink. 84% of secondary pupils reported this in 2006, this has dropped to 55% in 2014.
- 16% of secondary pupils in 2006 said that they got drunk the previous week. In 2016 this has fallen to just 4%.
- There has been an overall decline in the proportion of secondary pupils who know where to get condoms free of charge: In 2006, 47% of pupils said this, in 2010, 46% said this but in 2012 it fell to 43%. In 2014, it had fallen further to 37% but this has recovered to 42% in 2016.

The Way Forward – over to you

We are grateful to the teachers, schools, and young people for their time and contributions to this survey. As a result of their work we have excellent data to be used by schools as well as by both statutory and voluntary agencies that support the health and wellbeing of children and young people in Solihull. The data will be used to support planning as part of the Solihull Healthy Schools Programme.

Infant and Primaries:

Balsall Common Primary School, Berkswell CE Primary School, Bishop Wilson Primary School, Blossomfield Infant School, Burman Infant School, Castle Bromwich Infant School, Castle Bromwich Junior School, Chapel Fields Junior School, Cheswick Green Primary School, Coleshill Heath School, Coppice Junior School, Cranmore Infant School, Damson Wood Infant School, Dickens Heath Community Primary School, Dorridge Primary School, Fordbridge Community Primary School, George Fentham Endowed School, Greswold Primary School, Haslucks Green Junior School, Hatchford Brook Primary School, Hockley Heath Primary School, Kineton Green Primary School, Kingshurst Primary School, Lady Katherine Leveson Primary School, Langley Primary School, Marston Green Infant Academy, Marston Green Junior School, Meriden Primary School, Mill Lodge Primary School, Monkspath Primary School, Oak Cottage Primary School, Our Lady of Compassion Catholic Primary School, Our Lady of the Wayside Catholic Primary

School, Peterbrook Primary School, Sharmans Cross Junior School, Shirley Heath Junior School, Smith's Wood Primary Academy, St. Alphege CE Infant School, St. Alphege Junior School, St. Andrew's RC Primary School, St. Anne's RC Primary School, St. Anthony's RC Primary School, St. Augustine's RC Primary School, St. George & St. Teresa RC Primary School, St. John the Baptist RC Primary School, St. Margaret's Primary School, St. Mary & St. Margaret's CE Primary School, St. Patrick's CE Primary Academy, Streetsbrook Infant and Nursery School, Tidbury Green School, Tudor Grange Primary Academy, Valley Infant School, Valley Primary School, Widney Junior School, Windy Arbor Primary School, Woodlands Infant School, Yew Tree Primary School and Yorkswood Primary School.

Secondaries:

Alderbrook School, Arden School and Language College, CTC Kingshurst Academy, Grace Academy, John Henry Newman Catholic College, Langley School, Light Hall School, Lode Heath School, Park Hall Academy, Smith's Wood Sports College, St. Peter's Catholic School, Triple Crown Centre and Tudor Grange Academy.

Special Schools:

Aukland Education Centre, Hazel Oak School and Northern House School.

For further information about the survey please contact:

Natasha Chamberlain,
Associate Adviser
Solihull Education Improvement Service
Education and Skills Division
Tel: 0121 7046620
www.solihull.gov.uk

