



**BIRMINGHAM & SOLIHULL  
PLAYING PITCH STRATEGY  
ASSESSMENT REPORT  
JANUARY 2017**

QUALITY, INTEGRITY, PROFESSIONALISM

**Knight, Kavanagh & Page Ltd**

Company No: 9145032 (England)

MANAGEMENT CONSULTANTS

Registered Office: 1 -2 Frecheville Court, off Knowsley Street, Bury BL9 0UF

T: 0161 764 7040 E: [mail@kcp.co.uk](mailto:mail@kcp.co.uk) [www.kcp.co.uk](http://www.kcp.co.uk)



# **BIRMINGHAM & SOLIHULL PLAYING PITCH ASSESSMENT**

---

ABBREVIATIONS.....	1
PART 1: INTRODUCTION AND METHODOLOGY.....	2
PART 2: FOOTBALL .....	17
PART 3: THIRD GENERATION TURF (3G) ARTIFICIAL GRASS PITCHES (AGPS).....	72
PART 4: CRICKET .....	93
PART 5: RUGBY UNION.....	135
PART 6: RUGBY LEAGUE .....	172
PART 7: HOCKEY .....	176
PART 8: LACROSSE.....	203
PART 9: OTHER GRASS PITCH SPORTS .....	206
PART 10: TENNIS.....	210
APPENDIX 1: AREA-BY-AREA FOOTBALL MAPS.....	223
APPENDIX 2: SPORTING CONTEXT .....	227
APPENDIX 3: CONSULTEE LIST .....	234

# BIRMINGHAM & SOLIHULL PLAYING PITCH ASSESSMENT

---

## ABBREVIATIONS

AGP	Artificial Grass Pitch
3G	Third Generation (artificial turf)
NGB	National Governing Body
FA	Football Association
ECB	England and Wales Cricket Board
EH	England Hockey
RFU	Rugby Football Union
S106	Section 106
FIT	Fields in Trust
GIS	Geographical Information Systems
KKP	Knight, Kavanagh and Page
LDF	Local Development Framework
NPPF	National Planning Policy Framework
FPM	Facilities Planning Model
FE	Further Education
HE	Higher Education
TGR	Team Generation Rate
FC	Football Club
YFC	Youth Football Club
JFC	Junior Football Club
CC	Cricket Club
RUFC	Rugby Union Football Club
RLFC	Rugby League Football Club
HC	Hockey Club
TC	Tennis Club

# BIRMINGHAM & SOLIHULL PLAYING PITCH ASSESSMENT

---

## PART 1: INTRODUCTION AND METHODOLOGY

This is the Playing Pitch Assessment Report prepared by Knight Kavanagh & Page (KKP) jointly for Birmingham City Council (BCC) and Solihull Metropolitan Borough Council (SMBC) and its partners.

This report presents a supply and demand assessment of playing pitch facilities in accordance with Sport England's Playing Pitch Strategy Guidance: An approach to developing and delivering a playing pitch strategy. It has been followed to develop a clear picture of the balance between the local supply of and demand for playing pitches and other outdoor sports facilities in both Birmingham and Solihull.

The guidance details a stepped approach to developing a Playing Pitch Strategy (PPS). These steps are separated into five distinct sections:

- ◀ Stage A: Prepare and tailor the approach (Step 1)
- ◀ Stage B: Gather information and views on the supply of and demand for provision (Steps 2 & 3)
- ◀ Stage C: Assess the supply and demand information and views (Steps 4, 5 & 6)
- ◀ Stage D: Develop the strategy (Steps 7 & 8)
- ◀ Stage E: Deliver the strategy and keep it robust and up to date (Steps 9 & 10)

Stages A to C are covered in this report.

Although the Assessment Report has been prepared as a joint document, separate Strategy reports will be prepared for each authority area.

The PPS will replace previous versions delivered in 2011 for Birmingham City Council and 2012 for Solihull Metropolitan Borough Council.

### **Stage A: Prepare and tailor the approach**

#### ***Why the PPS is being developed***

The primary purpose of the PPS is to provide a strategic framework that ensures the provision of outdoor sports facilities meets the local needs of existing and future residents within Birmingham and Solihull. The Strategy will be produced in accordance with national planning guidance and provide robust and objective justification for future playing pitch provision throughout.

The Strategy will be produced in accordance with national planning guidance and provide robust and objective justification for future playing pitch provision. The key drivers for the development of the Playing Pitch Strategy are set out below:

- ◀ To inform the review of emerging planning policy within the Local Development Frameworks of the participating local authorities.
- ◀ To provide adequate planning guidance to assess development proposals affecting playing fields in line with National Planning Policy Framework (NPPF) 2012.
- ◀ To inform land use decisions in respect of future use of existing outdoor sports areas and playing pitches within the study areas.
- ◀ To provide a strategic framework for the provision and management of playing pitches and artificial grass pitches (AGPs) within the study areas.

## BIRMINGHAM & SOLIHULL PLAYING PITCH ASSESSMENT

---

- ◀ To identify the opportunities for and evidence to support external funding bids and maximise support for outdoor sport and physical activity facilities and playing pitches.
- ◀ To provide the basis for ongoing monitoring and review of the use, distribution, function, quality and accessibility of outdoor sport, physical activity facility provision and playing pitches.
- ◀ To identify the cross-boundary issues for each local authority.

The strategy will run to 2028 for Solihull and to 2031 for Birmingham (in line with the respective local plans) but should be reviewed on an annual basis to keep it up-to-date and robust. As such, the tools used to develop the Strategy (i.e. the databases used to store information and inform supply and demand analysis) will be handed over to the Council's and full training will be offered.

The review and monitoring process will be developed in accordance with Stage E of the PPS guidance and adopted with the Strategy. Following the completion of the Assessment Report and the Strategy, it is recommended that the Steering Group (minus KKP) continues to meet at least once a year to update the project and to highlight key issues/developments moving forward. Not only will this help action the work but it will also extend the lifespan of the Strategy.

### ***Meeting Sport England PPS requirements***

- ◀ To support the improving health and well-being and increasing participation in sport.
- ◀ Sports development programmes and changes in how the sports are played.
- ◀ The need to provide evidence to help protect and enhance existing provision.
- ◀ The need to inform the development and implementation of planning policy.
- ◀ The need to inform the assessment of planning applications.
- ◀ Potential changes to the supply of provision due to capital programmes e.g. for educational sites.
- ◀ To review budgetary pressures and ensure the most efficient management and maintenance of playing pitch provision.
- ◀ To develop a priority list of deliverable projects that will help to meet any current deficiencies provide for future demands and feed into wider infrastructure planning work.
- ◀ To prioritise internal capital and revenue investment.
- ◀ To provide evidence to help secure internal and external funding.

One of the core planning principles of the National Planning Policy Framework (NPPF) is to improve health, social and cultural wellbeing for all, and deliver sufficient community and cultural facilities and services to meet local needs. Section 8 of the NPPF deals specifically with the topic of healthy communities. Paragraph 73 discusses the importance of access to high quality open spaces and opportunities for sport and recreation that can make an important contribution to the health and well-being of communities.

Paragraphs 73 and 74 of the NPPF discuss assessments and the protection of “existing open space, sports and recreational buildings and land, including playing fields”. A Playing Pitch Strategy will provide the evidence required to help protect playing fields to ensure sufficient land is available to meet existing and projected future pitch requirements.

Paragraph 76 and 77 promote the identification of important green spaces by local communities and the protection of these facilities. Such spaces may include playing fields.

# BIRMINGHAM & SOLIHULL PLAYING PITCH ASSESSMENT

---

## ***Birmingham Development Plan (2011-2031)***

The Birmingham Development Plan was adopted by the Council in January 2017 and sets out a spatial vision and strategy for the sustainable growth of Birmingham for the period 2011 to 2031.

The Vision of the Plan is:

*By 2031 Birmingham will be renowned as an enterprising, innovative and green City that has delivered sustainable growth meeting the needs of its population and strengthening its global competitiveness.*

The objectives are as follows:

- ◀ To develop Birmingham as a City of sustainable neighbourhoods that are safe, diverse and inclusive with locally distinctive character.
- ◀ To make provision for a significant increase in the City's population.
- ◀ To create a prosperous, successful and enterprising economy with benefits felt by all.
- ◀ To promote Birmingham's national and international role.
- ◀ To provide high quality connections throughout the City and with other places including encouraging the increased use of public transport, walking and cycling.
- ◀ To create a more sustainable City that minimises its carbon footprint and waste, and promotes brownfield regeneration while allowing the City to grow.
- ◀ To strengthen Birmingham's quality institutions and role as a learning City and extend the education infrastructure securing significant school places.
- ◀ To encourage better health and well-being through the provision of new and existing recreation, sport and leisure facilities linked to good quality public open space.
- ◀ To protect and enhance the City's heritage assets and historic environment.
- ◀ To conserve and enhance Birmingham's natural environments, allowing biodiversity and wildlife to flourish.
- ◀ To ensure that the City has the infrastructure in place to support its future growth and prosperity.

## ***Solihull Local Plan: Shaping a Sustainable Future (2011-2028)***

The purpose of the Plan (adopted December 2013) is to set out the long-term spatial vision for how its towns, villages and countryside will develop and change over the plan period (2011-2028) and how this vision will be delivered through a strategy for promoting, distributing and delivering sustainable development and growth.

The plan strategy promotes economic and job growth in the Borough and provides new housing to meet the Borough's needs, as well as land for other activities including retail, sport and leisure. The Strategy aims to conserve and improve the character and quality of the environment, an important component of the Borough's attractiveness to investment and success.

The plan identifies the following key challenges:

- ◀ Reducing inequalities in the Borough
- ◀ Addressing affordable housing needs across the Borough
- ◀ Sustaining the attractiveness of the Borough for people who live, work and invest in Solihull
- ◀ Securing sustainable economic growth

# BIRMINGHAM & SOLIHULL PLAYING PITCH ASSESSMENT

---

- ◀ Protecting key gaps between urban areas and settlements
- ◀ Climate change
- ◀ An imbalance in the housing offer across the Borough and a shortage of Gypsy and Traveller sites
- ◀ Increasing accessibility and encouraging sustainable travel
- ◀ Providing sufficient waste management facilities and providing for sand and gravel aggregates
- ◀ Improving health and well being
- ◀ Protecting and enhancing natural assets
- ◀ Water quality and flood risk

The vision of the Local Plan is:

*By 2028, Solihull will have built on its distinct reputation as an attractive and aspirational place to live, learn, work and play, with strong links to Birmingham and the wider Local Enterprise Partnership area, to the major urban area of Coventry and rural Warwickshire.*

## **Solihull Local Plan Review**

Following approval of the Draft Local Plan Review document in November 2016, consultation is currently ongoing and will take place until February 2017. The Council is seeking views on the revised spatial strategy, policies and proposed site allocations for housing and employment land, in addition to those in the existing plan.

Since the Local Plan was adopted, a legal challenge has resulted in the overall housing requirement being deleted and remitted back to the Council for reconsideration. The examination of the Birmingham Development Plan has made clear that there is a shortfall in land for new housing, which will have to be addressed across the wider housing market area and a review of the Solihull Local Plan is required to consider this.

In addition, the Government's plans for high speed rail has reached an advanced stage and the first station outside of London is to be built within Solihull. Works are scheduled to start in 2017 and construction should be complete by 2026. The interchange station will be constructed on land that is currently within the Green Belt and the Council's ambitions for growth in interchange area mean that the land will need to be removed from the Green Belt through a review of the Local Plan.

## **Management arrangements**

A Project Team from both Council's has worked with KKP to ensure that all relevant information is readily available and to support the consultants as necessary to ensure that project stages and milestones are delivered on time, within the cost envelope and to the required quality standard to meet Sport England guidance.

Further to this, the Steering Group is and has been responsible for the direction of the PPS from a strategic perspective and for supporting, checking and challenging the work of the project team. The Steering Group is made up of representatives from the Council's, Sport England and NGBs.

# BIRMINGHAM & SOLIHULL PLAYING PITCH ASSESSMENT

---

## ***Agreed scope***

The following types of outdoor sport facilities were agreed by the steering group for inclusion in the Assessment and Strategy:

- ◀ Football pitches
- ◀ Cricket pitches
- ◀ Rugby union pitches
- ◀ Rugby league pitches
- ◀ Hockey pitches (sand/water-based AGPs)
- ◀ Third generation turf pitches (3G pitches)
- ◀ Lacrosse pitches
- ◀ Other grass sports pitches (i.e. American Football and Kabaddi)
- ◀ Tennis courts

It should be noted that for the non-pitch sports (i.e. tennis) included within the scope of this study, the supply and demand principles of Sport England methodology: Assessing Needs and Opportunities Guide for Indoor and Outdoor Sports Facilities (ANOG) are followed, to ensure the process is compliant with the National Planning Policy Framework (NPPF). This is less prescriptive than the PPS guidance. Thus, where applied, the approach to assessing non-pitch sports is a supply/demand assessment based on more a 'light touch' approach.

## **The study area**

The study areas will be the Birmingham City Council area and the Solihull Metropolitan Borough Council area. Sub areas or analysis areas have also been created to allow for a more localised assessment of provision and examination of playing pitch supply and demand at a local level. Use of analysis areas also allows local circumstances and issues to be taken into account.

For Birmingham, the ten districts that comprise of the Council's administrative area have been split to follow the general division of the City to make up four distinct geographical areas:

- ◀ **Area 1** – Sutton Coldfield & Erdington Districts
- ◀ **Area 2** – Ladywood & Perry Barr Districts
- ◀ **Area 3** – Edgbaston, Northfield & Selly Oak Districts
- ◀ **Area 4** – Hall Green, Yardley & Hodge Hill Districts

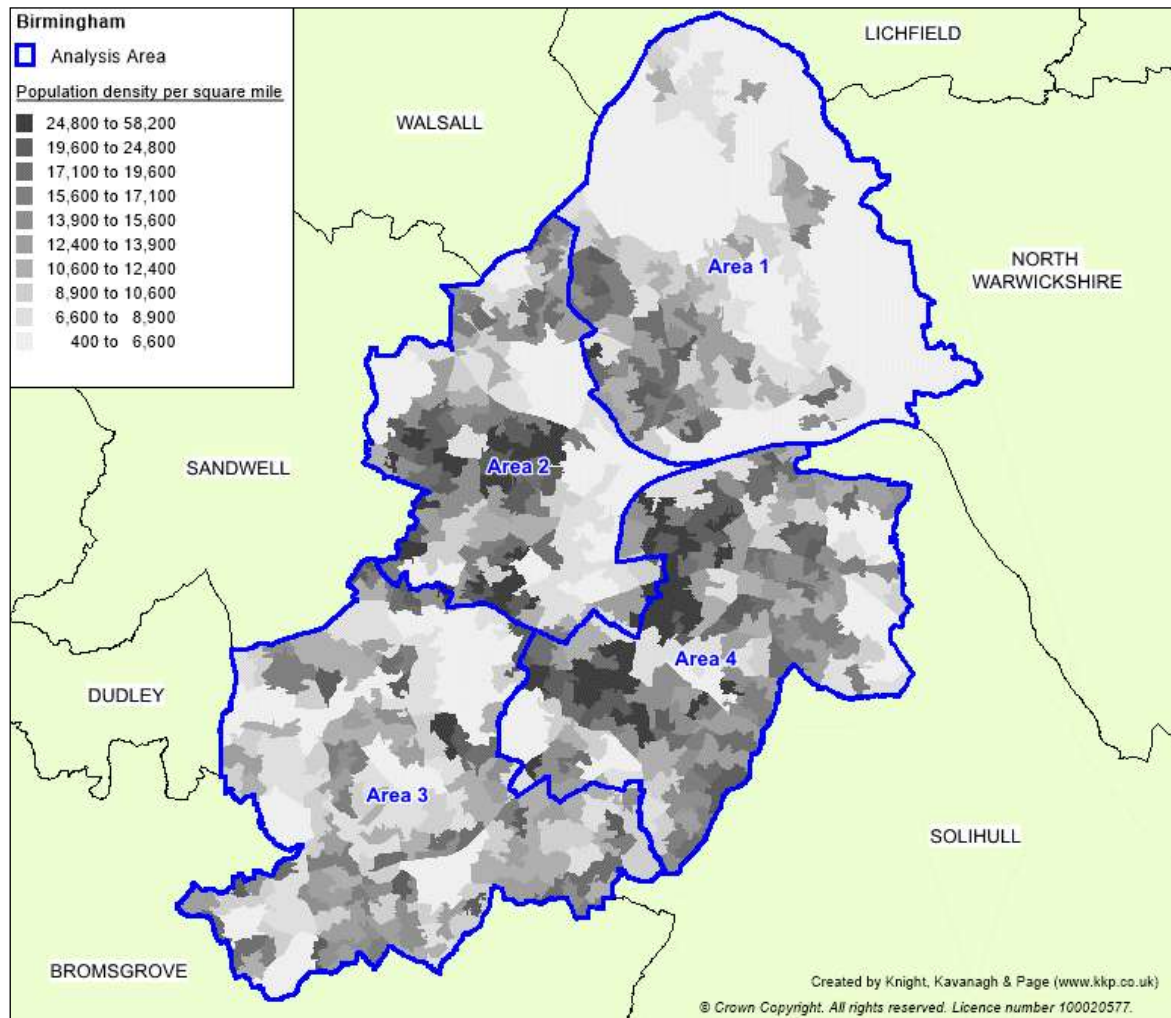
For Solihull, the Council's administrative area has been split into three neighbourhood areas made up of the following wards:

- ◀ **North Area** – Bickenhill, Kingshurst and Fordbridge, Castle Bromwich, Chelmsley Wood, Smiths Wood.
- ◀ **Central Area** – Elmdon, Lyndon Olton, Silhill, St Alphege, Shirley East/West/South.
- ◀ **Rural Area** – Blythe, Dorridge and Hockley Heath, Knowle, Meriden.



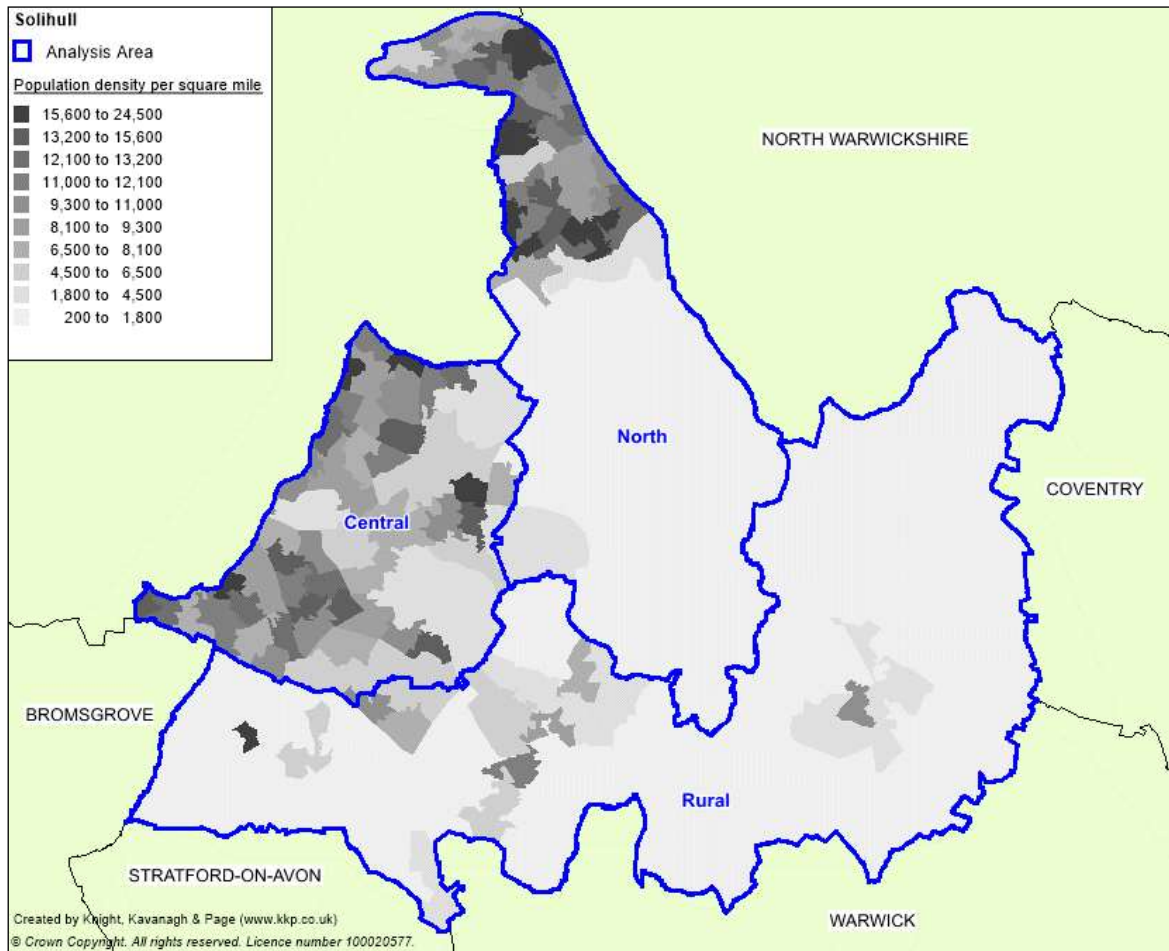
# BIRMINGHAM & SOLIHULL PLAYING PITCH ASSESSMENT

Figure 1.1: Birmingham analysis area map



# BIRMINGHAM & SOLIHULL PLAYING PITCH ASSESSMENT

Figure 1.2: Solihull analysis area map



# BIRMINGHAM & SOLIHULL PLAYING PITCH ASSESSMENT

---

## **Stage B: Gather information and views on the supply of and demand for provision**

A clear picture of supply and demand for playing pitches in both Birmingham and Solihull needs to be provided to include an accurate assessment of the quality of pitches. This is achieved through consultation with key stakeholders to ensure that they inform the subsequent strategy. It informs current demand, adequacy, usage, future demand and strategies for maintenance and investment for outdoor sports facilities.

### ***Gather supply information and views – an audit of playing pitches***

PPS guidance uses the following definitions of a playing pitch and playing field. These definitions are set out by the Government in the 2015 'Town and Country Planning (Development Management Procedure) (England) Order'.<sup>1</sup>

- ◀ ***Playing pitch*** – a delineated area of 0.2ha or more which is used for association football, rugby, cricket, hockey, lacrosse, rounders, baseball, softball, American football, Australian football, Gaelic football, shinty, hurling, polo or cycle polo.
- ◀ ***Playing field*** – the whole of a site which encompasses at least one playing pitch.

Although the statutory definition of a playing field is a site with at least one pitch of 0.2ha or more, this PPS takes into account smaller sized pitches that contribute to the supply side, for example, 5v5 mini football pitches. This PPS counts individual grass pitches (as a delineated area) as the basic unit of supply. The definition of a playing pitch also includes artificial grass pitches (AGPs).

As far as possible the assessment report aims to capture all of the pitches within Birmingham and Solihull; however, there may be instances, for example, on school sites, where access was not possible and has led to omissions within the report. Where pitches have not been recorded within the report they remain as pitches and for planning purposes continue to be so. Furthermore, exclusions of a pitch does not mean that it is not required from a supply and demand point of view.

### *Quantity*

All playing pitches are included irrespective of ownership, management and use. Playing pitch sites were initially identified using Sport England's Active Places web based database and the Council's and NGBs supported the process by checking and updating this initial data. This was also verified against club information supplied by local leagues and clubs. For each site, the following details were recorded in the project database (which will be supplied as an electronic file):

- ◀ Site name, address (including postcode) and location
- ◀ Ownership and management type
- ◀ Security of tenure
- ◀ Total number, type and quality of pitches

---

<sup>1</sup> [www.sportengland.org](http://www.sportengland.org)>Facilities and Planning> Planning Applications

# BIRMINGHAM & SOLIHULL PLAYING PITCH ASSESSMENT

---

## *Accessibility*

Not all pitches offer the same level of access to the community. The ownership and accessibility of playing pitches also influences their actual availability for community use. Each site is assigned a level of community use as follows:

- ◀ **Available for community use and used** - pitches in public, voluntary, private or commercial ownership or management (including education sites) recorded as being available for hire and currently in use by teams playing in community leagues.
- ◀ **Available but unused** - pitches that are available for hire but are not currently used by teams which play in community leagues; this most often applies to school sites but can also apply to sites which are expensive to hire.
- ◀ **No community use** - pitches which as a matter of policy or practice are not available for hire or use by teams playing in community leagues. This should include professional club pitches along with some semi-professional club pitches where play is restricted to the first or second team.
- ◀ **Disused** – pitches that are not being used at all by any users and are not available for community hire either. Once these sites are disused for five or more years they will then be categorised as 'lapsed sites'.
- ◀ **Lapsed** - last known use was as a playing field more than five years ago (these fall outside of Sport England's statutory remit but still have to be assessed using the criteria in paragraph 74 of the National Planning Policy Framework).

In addition, there should be a good degree of certainty that the pitch will be available to the community for at least the following three years. A judgement is made based on the information gathered and a record of secured or unsecured community use put against each site. NB: This refers to pitches in community use and not lapsed/disused sites.

## *Quality*

The capacity of pitches to regularly provide for competitive play, training and other activity over a season is most often determined by their quality. As a minimum, the quality and therefore the capacity of a pitch affects the playing experience and people's enjoyment of a sport. In extreme circumstances, it can result in a pitch being unable to cater for all or certain types of play during peak and off peak times.

It is not just the quality of the pitch itself that has an effect on its capacity but also the quality, standard and range of ancillary facilities. The quality of both the pitch and ancillary facilities will determine whether a pitch is able to contribute to meeting demand from various groups and for different levels and types of play.

The quality of all pitches identified in the audit and the ancillary facilities supporting them are assessed regardless of ownership, management or availability. Along with capturing any details specific to the individual pitches and sites, a quality rating is recorded within the audit for each pitch.

These ratings are used to help estimate the capacity of each pitch to accommodate competitive and other play within the supply and demand assessment.

## BIRMINGHAM & SOLIHULL PLAYING PITCH ASSESSMENT

In addition to undertaking non-technical assessments (using the templates provided within the guidance and as determined by NGBs), users and providers were also consulted on the quality and in some instances the quality rating was adjusted to reflect this.

### ***Gather demand information and views***

Presenting an accurate picture of current demand for playing pitches (i.e. recording how and when pitches are used) is important when undertaking a supply and demand assessment. Demand for playing pitches in Birmingham and Solihull tends to fall within the following categories:

- ◀ Organised competitive play
- ◀ Organised training
- ◀ Informal play

In addition, unmet and displaced demand for provision is also identified on a sport-by-sport basis. Unmet demand is defined as the number of additional teams that could be fielded if access to a sufficient number of pitches (and ancillary facilities) was available. Displaced demand refers to teams that are generated from residents of the area but due to any number of factors do not currently play within the area.

Current and future demand for playing pitches is presented on a sport-by-sport basis within the relevant sections of this report.

A variety of consultation methods were used to collate demand information about leagues, clubs, county associations and national/regional governing bodies of sport. Face-to-face consultation was carried out with key clubs from each sport. This allowed for the collection of detailed demand information and an exploration of key issues to be interrogated and more accurately assessed.

For data analysis purposes an online survey (converted to postal if required) was utilised. This was sent to all clubs not covered by face-to-face consultation.

Local sports development officers, county associations and regional governing body officers advised which of the clubs to include in the face-to-face consultation. Sport England was also included within the consultation process prior to the project commencing. Issues identified by clubs returning questionnaires were followed up by telephone or face-to-face interviews.

The response rates of such consultation for Birmingham are as follows:

Sport	Total number	Number responding	Response rate	Methods of consultation
Football clubs	219	114	52%	Face-to-face; online survey
Football teams	628	446	71%	
Cricket clubs	21	18	86%	Online survey
Rugby union clubs	11	8	73%	Face-to-face; online survey
Rugby league clubs	1	1	100%	Telephone
Hockey clubs	9	8	89%	Online survey
Lacrosse clubs	1	1	100%	Telephone

## BIRMINGHAM & SOLIHULL PLAYING PITCH ASSESSMENT

Sport	Total number	Number responding	Response rate	Methods of consultation
Universities	5	4	80%	Face-to-face
Colleges	10	10	100%	Face-to-face
Secondary schools	109	89	82%	Face-to-face; online survey
Primary schools	299	157	53%	Online survey

And as follows for Solihull:

Sport	Total number	Number responding	Response rate	Methods of consultation
Football clubs	100	64	64%	Face-to-face; online survey
Football teams	380	300	79%	
Cricket clubs	19	19	100%	Online survey
Rugby union clubs	6	6	100%	Face-to-face; online survey
Rugby league clubs	1	1	100%	Telephone
Hockey clubs	4	6	67%	Online survey
Colleges	2	2	100%	Face-to-face
Secondary schools	17	17	100%	Face-to-face
Primary schools	50	31	62%	Online survey

### ***Future demand***

Alongside current demand, it is important for a PPS to assess whether the future demand for playing pitches can be met. Using population projections and proposed housing growth an estimate can be made of the likely future demand for playing pitches.

### ***Population growth***

The resident population in Birmingham is recorded as 1,101,260 (based on ONS 2014 mid-year estimates). By 2039, population is projected to increase by 18.5% to 1,304,710 (ONS 2014-based projections 2014-2039).

The resident population in Solihull is recorded as 209,890 (based on ONS 2014 mid-year estimates). By 2039, it is projected to increase by 14% to 239,251 (ONS 2014-based projections 2014-2039).

Team generation rates are used to provide an indication of how many people it may take to generate a team (by gender and age group), in order to help estimate the change in demand for pitch sports that may arise from any population change in the study area.

Future demand for pitches is calculated by adding the percentage increases, to the ONS population increases in each analysis area. This figure is then applied to the TGRs and is presented on a sport-by-sport basis within the relevant sections of this report.

Other information sources used to help identify future demand include:

- ◀ Recent trends in the participation in playing pitch sports.
- ◀ The nature of the current and likely future population and their propensity to participate in pitch sports.



## BIRMINGHAM & SOLIHULL PLAYING PITCH ASSESSMENT

- ◀ Feedback from pitch sports clubs on their plans to develop additional teams.
- ◀ Any local and NGB specific sports development targets (e.g. increase in participation).

### *Housing growth*

The Birmingham Development Plan proposes an additional 51,100 homes over the period to 2031. The housing requirement will be delivered in accordance with the following indicative average annual rates:

- ◀ 1,650 dwellings per annum (2011/2012-2014/2015)
- ◀ 2,500 dwellings per annum (2015/2016-2017/2018)
- ◀ 2,850 dwellings per annum (2018/2019-2030/2031)

Birmingham's objectively assessed housing need is for 89,000 additional homes; however, it is not possible to deliver this within the City boundary. The Council is therefore working actively with neighbouring local authorities through the Duty to co-operate to ensure that appropriate provision is made elsewhere.

The Solihull Draft Local Plan Review states that it will allocate sufficient land for at least 6,522 new additional homes (in addition to the allocation in the original Local Plan) to ensure sufficient housing land supply to deliver 15,029 additional homes in the period 2014-2033. The annual housing land provision target is therefore 791 net additional homes per year (2014-2033).

This housing growth can be delivered through sites with planning permission, suitable deliverable sites identified within the Strategic Housing and Economic Land Availability Assessment, locations proposed for allocation by this policy and unidentified windfall sites, predominately within South Solihull. The following table provides an overview of housing land supply:

Summary of housing growth	Capacity
Housing completions	1,385
Sites with planning permission (started)	795
Sites with planning permission (not started)	1,467
Sites identified in land availability assessments	286
Local Plan allocations without planning permission	2,640
Less 10% to sites with planning permission (not started), sites identified in land availability assessments and Local Plan allocations	-439
Windfall housing land supply (2018-2033)	2,250
Local Plan Review proposed sites (new allocations)	6,150
UK Central Hub Area	1,000
<b>Total</b>	<b>15,534</b>

The estimated capacity of 15,534 exceeds the requirement of 15,029 by 505 dwellings, thus representing a margin of 8% and a cautious approach to ensure that the housing requirement figure will be met.

# BIRMINGHAM & SOLIHULL PLAYING PITCH ASSESSMENT

---

## *High Speed 2*

High Speed 2 (HS2) is a new high-speed railway proposed by the Government to connect major cities in Britain. It will be built in phases.

Phase One of the HS2 network will run from London to the West Midlands and will start operating in 2026; Phase two will complete the 'Y' shaped network from Birmingham to Manchester and Leeds and will start operating in 2032. Phase one will reduce Birmingham to London journey times to 49 minutes and phase two would reduce travel times to Edinburgh, Glasgow, Newcastle, Leeds and Manchester.

Independent research carried out in 2013 predicts that a fully operational HS2, along with the right local transport improvements, could see in the West Midlands:

- ◀ 50,000 additional jobs (26,000 of which would be in Birmingham and Solihull)
- ◀ An average wage increase of £680 per worker
- ◀ A £4 billion increase in economic output per year

## *Commonwealth Games (2026)*

The Commonwealth Games is the third largest global multisport event. Birmingham's announcement of its intention to officially enter the race to host the Commonwealth Games in 2026 has the full support of Birmingham City Council, the Greater Birmingham and Solihull LEP, the West Midlands Combined Authority and Midlands Engine. The Games has the potential to generate in excess of £390 million GVA for the local economy, create thousands of jobs and showcase the region on the global stage.

Major sporting events have the potential to act as a catalyst for regeneration, attracting increased inward investment and accelerating development. The feasibility study should therefore consider current and proposed projects and how these can be aligned with Games delivery to maximise the regeneration benefits for Birmingham. The Games should capitalise upon both these specific physical regeneration opportunities and the softer opportunities around community development, raising aspiration, and environmental/public realm benefits. They should also provide a regeneration legacy for local communities as well as the city as a whole.

Whilst Birmingham has traditionally enjoyed an international reputation for staging world events, in recent years its status as a leading sports city in the UK has declined, following major investment in Sheffield, Manchester, London and Glasgow, each as the result of hosting major multi-sport and high profile single sport events. The aspirations are to reverse this trend and reposition Birmingham as a leading sports event city, a profile reflective of its second city status.

The Council recognises the important role sports events can play in supporting its wider sporting priorities and has identified a number of priority sports for events, on the basis that they can potentially achieve strong economic benefits and deliver a strong facility legacy for Birmingham residents. These include gymnastics, tennis, badminton, rugby, athletics, swimming and cycling (BMX). Consideration of the potential for a 2026 CWG to promote increased physical activity, sports participation, inspire sporting success and deliver a strong facility legacy across key sports needs to inform the development of the games concept and the legacy impact of the games.



# BIRMINGHAM & SOLIHULL PLAYING PITCH ASSESSMENT

---

Birmingham has a track record of delivering large international sporting events, recently hosting The Ashes at Edgbaston, Rugby World Cup fixtures at Villa Park, Diamond League athletics meetings at the Alexander Stadium, the Aegon Classic tennis championships at the Edgbaston Priory Club, the All England Open Badminton Championships and the UCI BMX Championships. In addition, the NEC, Genting Arena and Barclaycard Arena as well as the ICC, regularly host high-profile concerts, conferences and shows. Next year Birmingham will host the Birmingham International Marathon, while the city also welcomes fixtures of the ICC Champions Trophy 2017 and the World Indoor Athletics Championships in 2018.

## **Stage C: Assess the supply and demand information and views**

In line with Sport England's Playing Pitch Guidance Stage C, an in-depth understanding of playing pitch provision has been developed using the supply and demand information and by assessing views from stakeholders in light of local and national information. This stage should:

- ◀ Provide a clear understanding of the provision and management of playing pitches at individual sites.
- ◀ Develop the current and future picture of provision.
- ◀ Identify the key findings and issues

### ***Understand the situation at individual sites***

Qualitative pitch ratings are linked to a pitch capacity rating derived from NGB guidance and tailored to suit a local area. The quality and use of each pitch is assessed against the recommended pitch capacity to indicate how many match equivalent sessions per week (per season for cricket) a pitch could accommodate.

This is compared to the number of matches actually taking place and categorised as follows, to identify:

Potential spare capacity: Play is below the level the site could sustain.	
At capacity: Play is at a level the site can sustain.	
Overused: Play exceeds the level the site can sustain.	

### ***Develop the current picture of provision***

Once capacity is determined on a site-by-site basis, actual spare capacity is calculated on an area-by-area basis via further interrogation of temporal demand. Although this may have been identified, it does not necessarily mean that there is surplus provision. For example, spare capacity may not be available when it is needed or the site may be retained in a 'strategic reserve' to enable pitch rotation to reduce wear and tear.

Capacity ratings assist in the identification of sites for improvement/development, rationalisation, decommissioning and disposal.

### ***Develop the future picture of provision (scenario testing)***

Modelling scenarios to assess whether existing provision can cater for unmet, displaced and future demand is made after the capacity analysis. This will also include, for example, removing sites with unsecured community use to demonstrate the impact this would have

## BIRMINGHAM & SOLIHULL PLAYING PITCH ASSESSMENT

---

if these sites were to be decommissioned in the future. Scenario testing occurs in the strategy report and therefore does not generally form part of the assessment report.

### ***Identify the key findings and issues***

By completing Steps 1-5, it is possible to identify several findings and issues relating to the supply, demand and adequacy of outdoor sport provision in Birmingham and Solihull. This report seeks to identify and present the key findings and issues, which should now be checked, challenged and agreed by the Steering Group prior to development of the Strategy (Section D).

The following sections summarise the local administration of the main grass pitch sports in Birmingham and Solihull as well as outdoor tennis courts. Each provides a quantitative summary of provision and a map showing the distribution of facilities. It also provides information about the availability of facilities to/for the local community and, the governing body of each sport and regional strategic plan (where they exist). Local league details are provided in order to outline the competitive structure for each sport. The findings of club consultation and key issues for each sport are summarised.

# BIRMINGHAM & SOLIHULL PLAYING PITCH ASSESSMENT

---

## PART 2: FOOTBALL

### 2.1: Introduction

Birmingham County FA is the primary organisation responsible for the development (and some elements of administration) of football across Birmingham and Solihull. It is also responsible for the administration, in terms of discipline, rules and regulations, cup competitions and representative matches, development of clubs and facilities, volunteers, referees, coaching courses and delivering national football schemes.

This section of the report focuses on the supply and demand for grass football pitches only. Part 3 captures supply and demand for third generation (3G) artificial grass pitches (AGPs). In the future, it is anticipated that there will be a growing demand for the use of 3G pitches for competitive football fixtures, especially to accommodate mini and youth football.

The FA's recommended pitch size for adult football is 100 x 64 metres. The recommended size of a youth 11v11 pitch is 91 x 55 metres for u16s and u15s and 82 x 50 metres for u14s and u13s, whilst for 9v9 football (u12s and u11s) it is 73 x 46 metres. The recommended size for 7v7 pitches (u10s and u9s) is 55 x 37 metres and for 5v5 pitches (u8s and u7s) it is 37 x 27 metres. All pitch sizes should also include a three metre safety run-off area.

### **Consultation**

As well as face-to-face consultation with key football clubs, an electronic survey was sent to all clubs playing in both Birmingham and Solihull. Contact details were provided by Birmingham County FA and the invitation to complete the survey was distributed via email. The survey was returned by 114 Birmingham based clubs and 64 Solihull based clubs (including face-to-face meetings), which equates to an overall club response rate of 56% (52% for Birmingham and 64% for Solihull) and an overall team response rate of 74% (71% for Birmingham and 79% for Solihull).

The following key clubs were met with for a face-to-face consultation in Birmingham:

- ◀ Boldmere Falcons FC
- ◀ Castle Vale Town FC
- ◀ Continental Star FC
- ◀ Maypole FC
- ◀ North Birmingham Celtic FC
- ◀ Sporting FC
- ◀ Sutton Coldfield Town FC
- ◀ Sutton United FC

And the following key clubs were met with for a face-to-face consultation in Solihull:

- ◀ Balsall & Berkswell Hornets FC
- ◀ Kingshurst Sporting FC
- ◀ Knowle FC
- ◀ Leaffield Athletic FC

## BIRMINGHAM & SOLIHULL PLAYING PITCH ASSESSMENT

In addition, Sportsco FC in Birmingham and Solihull Moors Juniors, Solihull, Arden Forest, CCC's and Marston Green football clubs in Solihull were invited to a face-to-face consultation but were either unavailable or did not reply to requests. The majority did, however, complete a survey with the only exception being CCC's FC.

### 2.2: Supply

The audit identifies 390 grass football pitches in Birmingham and 239 in Solihull across 143 sites and 87 sites respectively. Of the pitches, 305 are available for community use in Birmingham across 97 sites and 203 are available in Solihull across 70 sites, as presented in the table below. The large majority of unavailable pitches in both local authorities are located within schools.

Table 2.1: Summary of grass football pitches available to the community

Local authority	Analysis area	Available for community use					Totals
		Adult	Youth 11v11	Youth 9v9	Mini 7v7	Mini 5v5	
Birmingham	Area 1	27	11	16	20	12	86
	Area 2	36	2	3	11	2	54
	Area 3	50	16	17	14	10	107
	Area 4	36	3	5	10	4	58
<b>Total</b>		<b>149</b>	<b>32</b>	<b>41</b>	<b>55</b>	<b>28</b>	<b>305</b>
Solihull	Central	38	2	6	8	3	57
	North	31	7	15	17	9	79
	Rural	25	3	12	15	12	67
<b>Total</b>		<b>94</b>	<b>12</b>	<b>33</b>	<b>40</b>	<b>24</b>	<b>203</b>

In Birmingham, Area 3 (107 pitches) contains the most number of pitches with Area 1 (86 pitches) serviced by the next largest amount. Area 2 (54 pitches) and Area 4 (58 pitches) consist of substantially less provision, although there are more adult pitches in both analysis areas when compared to Area 1.

For Solihull, the North Analysis Area (79 pitches) contains the most number of pitches. In comparison, the Rural (67 pitches) and Central (57 pitches) analysis areas consist of significantly less albeit the Central Analysis Area is serviced by more adult pitches.

There are a large number of adult pitches in both Birmingham (149) and Solihull (94) when compared to other pitch sizes, which reflects that the majority of teams use adult pitches. It should be noted, however, that nationally many youth 11v11 teams are playing on adult pitches and this is the case throughout Birmingham and Solihull. In part, this may be due to a lack of dedicated provision rather than through preference and goes against the FA Youth Review.

In Birmingham, 89 youth teams (u13s-u16s) regularly use adult pitches for home matches and the same applies to 75 youth teams (u13s-u16s) in Solihull. Sites containing adult pitches that are used for youth football can be seen in the table overleaf. Such sites can provide a starting point to increase youth 11v11 provision so long as no adult teams are adversely affected by a pitch re-configuration.

## BIRMINGHAM & SOLIHULL PLAYING PITCH ASSESSMENT

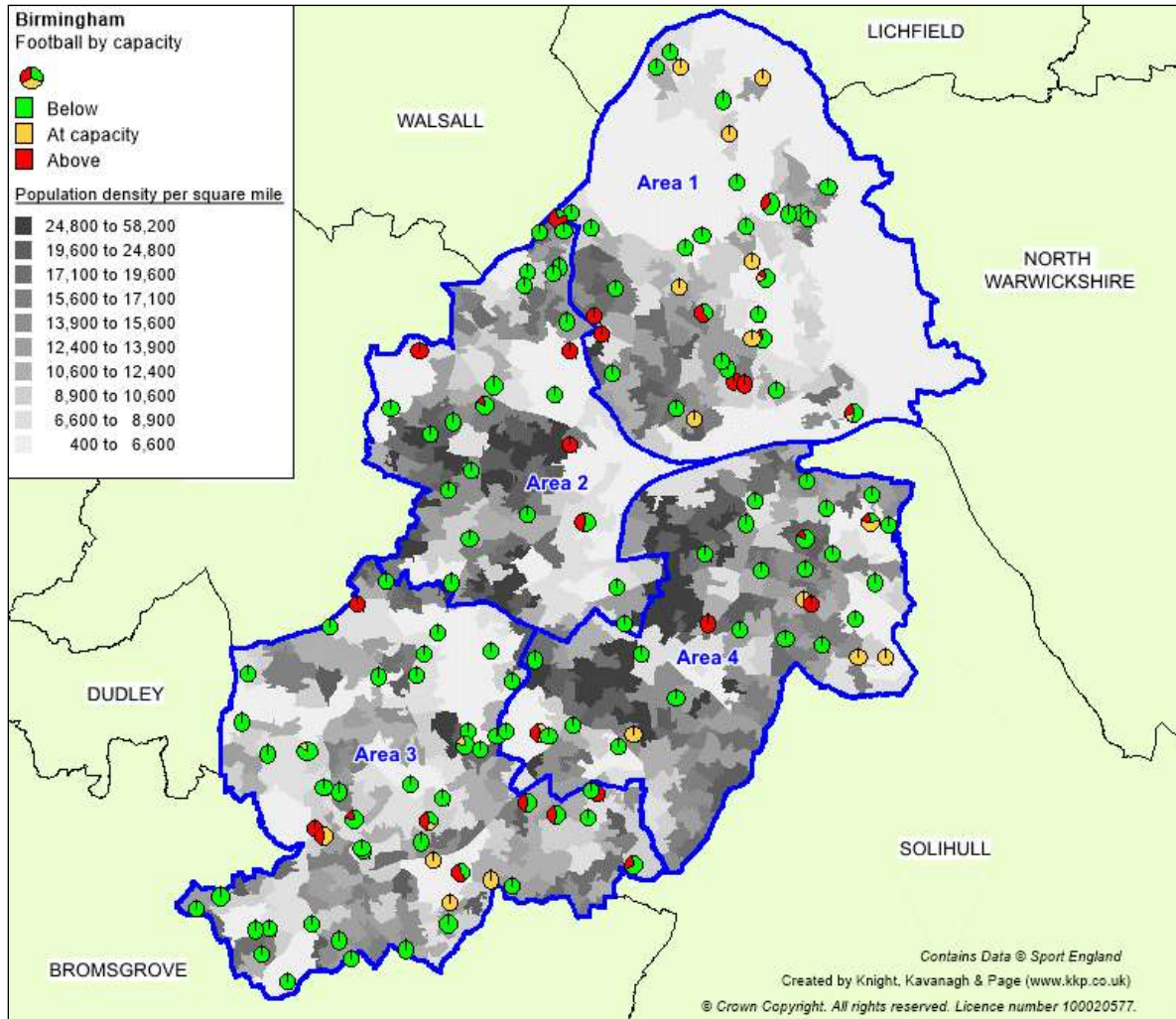
Table 2.2: Sites containing adult pitches that are used for youth football

Birmingham	Solihull
Austin Sports and Social Club	Bentley Heath Recreation Ground
Bishop Walsh Catholic School	Castle Bromwich Playing Fields
Boldmere Sports and Social Club	CTC Kingshurst Academy
Brockhurst Road Playing Field	Grace Academy
Burford Road	Highgate United Football Club
Calthorpe Park	Knowle Football Club
Cardinal Wiseman Technology College	Land Rover Sports and Social Club
Cooksey Lane Playing Field	Lyndon Playing Field
Elmdon Playing Field	Marston Green Football Club
Erin Go Bragh Holly Lane Sport	Marston Green Recreation Ground
Great Barr School (Leisure Centre)	Meriden Sports Park
Hamstead Hall Academy	Palmers Rough Recreation Ground
Heybarnes Recreation Ground	Shirley Town Football Club
Highfield Farm	Silhill Football Club
Holford Drive Community Sports Hub	Silhillians Sports Club
King Edward VI Sheldon Heath Academy	Tanworth Lane Sports Ground
Kings Norton Boys' School	Tudor Grange Leisure Centre
Kings Norton Playing Fields	Wychall Wanderers Football Club
North Birmingham Academy	
Rectory Park	
Rowheath Pavilion	
Saltley Health and Wellbeing Centre	
Shard End No.6 Playing Field	
The Pavilion	
The University of Birmingham (Metchley Lane)	
Triplex Sports Association	
Yenton Playing Fields	

Figures 2.1 and 2.2 overleaf identify all grass football pitches currently servicing Birmingham and Solihull. For a key to the map, see tables 2.27 (Birmingham) and 2.28 (Solihull).

# BIRMINGHAM & SOLIHULL PLAYING PITCH ASSESSMENT

Figure 2.1: Location of all football pitches in Birmingham by capacity<sup>2</sup>

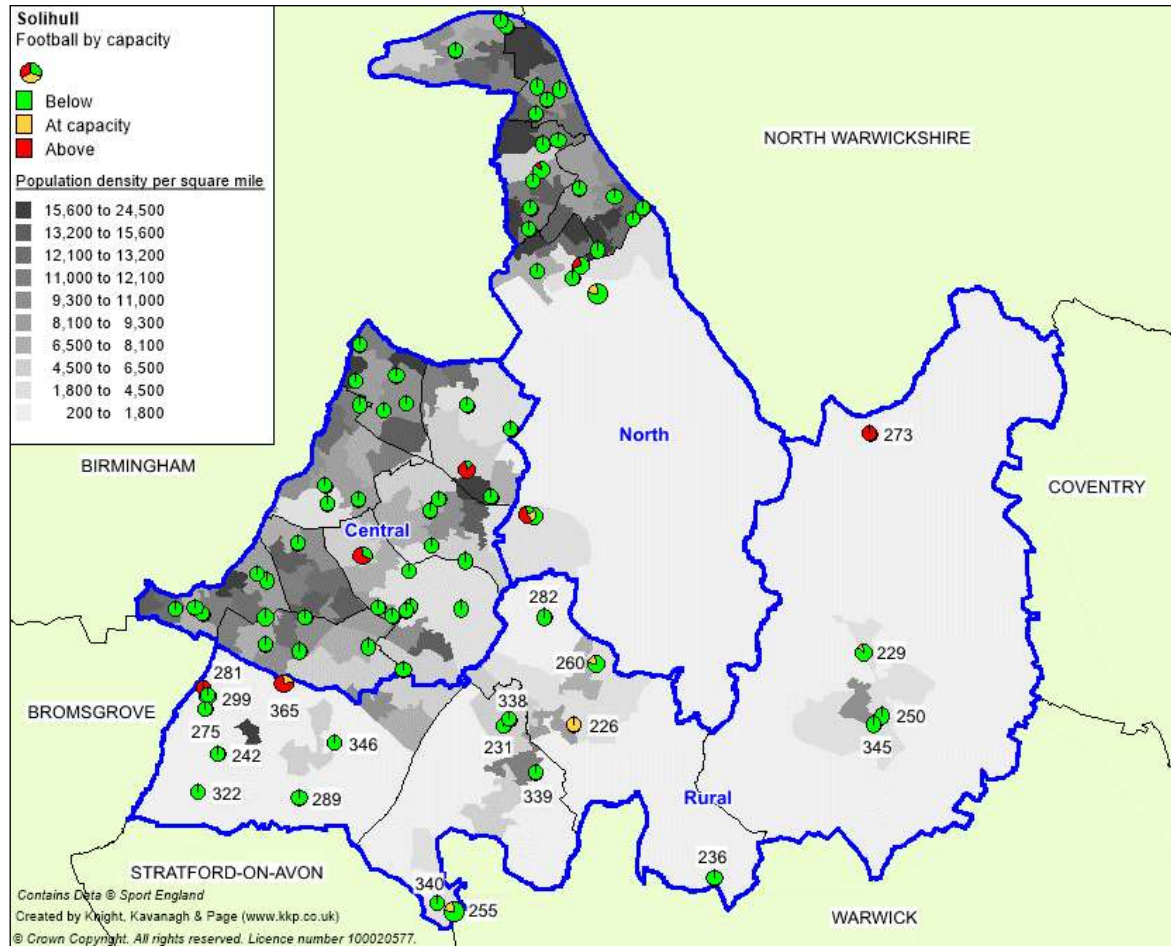


<sup>2</sup> For reference to individual site ID's, please see area-by-area figures in Appendix 1.



# BIRMINGHAM & SOLIHULL PLAYING PITCH ASSESSMENT

Figure 2.1: Location of all football pitches in Solihull<sup>3</sup>



<sup>3</sup> For reference to individual site ID's in the North and Central analysis areas, please see area-by-area figures in Appendix 1.

# BIRMINGHAM & SOLIHULL PLAYING PITCH ASSESSMENT

---

## ***Future provision***

### *Birmingham*

In Birmingham, Cadbury Sixth Form College is considering developing a residential unit on its playing field, which would result in the loss of its youth 11v11 pitch and a likely need for it to be relocated. It must therefore be noted that any net loss of playing pitch provision, regardless of community use levels, will require relevant planning permission and Sport England approval.

North Birmingham Academy reports an aspiration to improve an adult pitch on its site. The School has recently undergone an FA Pitch Improvement Programme (PIP) assessment to help determine this.

Archbishop Ilsley Catholic Technology College are in discussions to take on a lease of Broomhall Playing Fields, which previously contained two grass pitches although these were not marked out during site assessments. The School has made contact with the FA regarding PIP and consultation with the School discovered that it intends to develop grass pitches in partnership with Solihull Moors FC.

Avelchurch FC reports an intention to develop a site known as the Hayes. The site sits just outside of the Birmingham planning boundary.

Other potential developments include Shard End No.6 Playing Field, which the International School is potentially acquiring and Senneleys Park, which has S106 available to it for development. The latter is a potential option for a 3G pitch development.

### *Solihull*

In Solihull, Knowle FC reports an ambition to relocate to an alternative site so that it can increase its pitch stock. To achieve this, the Club is looking to sell its existing site (Knowle Football Club) and move to a new facility that can provide a minimum of five dedicated pitches. The Club currently has access to just one adult pitch (albeit over markings provide 9v9, 7v7 and 5v5 pitches), which causes a large amount of overplay.

A proposal is also in place for additional grass pitches to be created at Dickens Heath Sports Club. A strategy relating to this has been created by Plan4Sport and the initial plan is for two adult, one 9v9, one 7v7 and one 5v5 pitch to be provided (as well as a full size, floodlit 3G pitch). An overall loss of playing field may occur (subject to approval).

## ***Disused provision***

In addition to the aforementioned Broomhall Playing Fields, there are a further nine sites in Birmingham that previously contained football pitches at some point in the past five years but no longer do so. These are as follows:

- ◀ Co-operative Sports and Social Club
- ◀ Hamstead Site
- ◀ Rookery Park
- ◀ Summerfield Park
- ◀ Doug Ellis Sports Centre
- ◀ Long Nuke
- ◀ Perry Park
- ◀ Wishaw Lane



## BIRMINGHAM & SOLIHULL PLAYING PITCH ASSESSMENT

---

All of the above have the potential to be re-provided as none have been built on, although some have been replaced by alternative provision such as Co-operative Sports and Social Club, which now contains a cricket square (albeit poor quality).

Summerfield Park is also used for cricket activity, however, the site has S106 funds that could be used to assist in re-providing football provision (in addition to the cricket provision).

Similarly, Wishaw Lane has S106 monies for its development. Plans are in place for this to be used to create five or six football pitches (of various sizes), two changing rooms and substantial car parking as well as for drainage improvements to be carried out. Should this go ahead, multiple clubs are interested in becoming anchor tenants of the site. The earmarked funds have to be used by 2019.

As well as disused sites, various unattached school playing fields either previously provided football pitches or have the potential to provide football pitches in the future. This includes the following:

- ◀ Broomhall Playing Fields
- ◀ Gospel Lane
- ◀ Holloway Head
- ◀ Stetchford Road Playing Fields
- ◀ Glenmead Road
- ◀ Henry Road
- ◀ Leaford Road
- ◀ Spring Lane Playing Fields

Holloway Head is currently undergoing a development for new football pitches to be provided, although the exact size and number is as yet unknown.

Spring Lane Playing Fields is in use as a training venue by Sportsco FC but does not have any official pitches marked out and is not used for matches.

In relation to Stetchford Road Playing Fields, there was a previous application for a building extension that would have resulted in a net loss of playing field space. This, however, did not take place. Instead, the land is being transferred to Colebourne Primary School and Brays Special School to address both schools' needs. Within the transfer agreement, there will be a clause for community use to be provided.

For those disused sites that do not provide any current sporting provision it is recommended that they are held as strategic reserve.

### ***Pitch quality***

The quality of football pitches in both Birmingham and Solihull has been assessed via a combination of site visits (using non-technical assessments as determined by The FA) and user consultation to reach and apply an agreed rating as follows:

- ◀ Good
- ◀ Standard
- ◀ Poor

## BIRMINGHAM & SOLIHULL PLAYING PITCH ASSESSMENT

Pitch quality primarily influences the carrying capacity of a site; often pitches lack the drainage and maintenance necessary to sustain levels of use. Pitches that receive little to no ongoing repair or post-season remedial work are likely to be assessed as poor, therefore limiting the number of games they are able to accommodate each week without it having a detrimental effect on quality. Conversely, well-maintained pitches that are tended to regularly are likely to be of a higher standard and capable of taking a number of matches without a significant reduction in surface quality.

Private sites (e.g. sports clubs) typically offer better quality facilities than Council parks/playing fields and school pitches. In general, such sports clubs tend to have dedicated ground staff or volunteers working on pitches and the fact that they are often secured by fencing prevents unofficial use. The maintenance of council sites tends to be less frequent and unofficial use of these sites can further exacerbate quality issues.

The percentage parameters used for the non-technical assessments were; Good (>80%), Standard (50-80%), Poor (<50%). The final quality ratings assigned to the sites also take into account the user quality ratings gathered from consultation.

### *Birmingham*

The majority of pitches in Birmingham are assessed as standard quality with only a small number assessed as good or poor quality. In total, 17 pitches are assessed as good quality, 259 as standard quality and 29 as poor quality.

*Table 2.3: Pitch quality assessments in Birmingham (community use pitches)*

Adult pitches			Youth pitches			Mini pitches		
Good	Standard	Poor	Good	Standard	Poor	Good	Standard	Poor
13	122	14	2	64	7	2	73	8

The majority of pitches managed by the Council are assessed as standard quality and there is an unusually low amount of poor quality council pitches when compared to other local authorities. This is due to a relatively sophisticated maintenance regime that includes regular grass cutting (16 times per annum), quarterly aeration and fertilisation twice a year. Furthermore, each pitch is re-seeded and high traffic areas such as goalmouths are sand dressed as part of an end of season renovation programme. That being said, ongoing budget restrictions means that the level of maintenance could reduce in the future, thus placing greater threat on council pitches and especially the quality of those pitches. As such, rationalisation and/or asset transfer of sites may be required.

The above is not to say that all council pitches are without current problems. The following Council sites contain poor quality pitches despite adequate maintenance:

- ◀ Heybarnes Recreation Ground
- ◀ King George V Playing Field
- ◀ Norman Chamberlain Playing Field
- ◀ Wood Lane Playing Fields
- ◀ Woodgate Valley
- ◀ Yardley Wood Playing Field

## BIRMINGHAM & SOLIHULL PLAYING PITCH ASSESSMENT

Issues at these sites include inadequate drainage, an uneven surface and slopes that range from moderate to severe. Furthermore, the open access nature of the sites often leads to high levels of unofficial use, vandalism and dog fouling which exacerbates existing poor quality.

The majority of pitches within schools receive a similar level of maintenance, which in most cases is sub-contracted to an external company such as Glendales or managed by the Council. As such, the only community available school site adjudged to have poor quality pitches is Lordswood Schools and this is due to drainage issues. All remaining pitches at school sites are rated as standard.

Maintenance of pitches at club and private sites varies. Some clubs hire dedicated ground staff, whilst others depend on remedial work by volunteers that is often limited by cost and a lack of specialised equipment. Club sites containing good quality pitches include Transport Stadium (West Midlands Travel), Hollyfields Sports and Social Club and Boldmere Sports and Social Club. In Contrast, Austin Sports and Social Club and Coleshill Road Nurseries Sports Ground contain pitches assessed as poor quality. The latter has recently been acquired by Sutton United FC on a 17 year lease but is not considered fit for matches.

In general, club consultation indicates varying degrees of change in pitch quality over the previous three years. Of responding clubs in Birmingham, 66% report no significant difference compared to 16% that report worsening pitch quality and 18% that report improving pitch quality.

The most common factors attributed to pitch improvements are an investment in drainage work and more frequent, specialised maintenance, whilst the opposite is true for pitches that are worsening in quality. Specific comments relating to pitch conditions at individual sites can be seen in the following table. The observations are a selected combination of club feedback and site assessment information.

*Table 2.5: Site-specific comments (Birmingham sites)*

Site ID	Site	User comments
13	Austin Sports and Social Club	Pitch suffers from severe drainage issues and is inadequately maintained.
24	Boldmere Sports and Social Club	Good quality pitches that are well maintained.
36	Calthorpe Park	Numerous clubs remark that the goalposts are poor quality.
38	Castle Vale Football Stadium	Stadia pitch is good quality (with a 3G proposal) but other pitches suffer from drainage issues and unauthorised access. The Club is looking at a grant for grass pitch maintenance equipment.
40	Cofton Park	High levels of unofficial use and dog fouling.
78	Heybarnes Recreation Ground	Drainage issues exacerbated by high levels of unofficial use.
89	Hollyfields Sports and Social Club	Recognised as the best quality pitches in the area by many teams.
93	Jaffray Playing Fields	Site should be secured by fencing but this regularly gets breached resulting in unofficial use.
104	Normal Chamberlain Playing Field	Joyriding problem worsens pitch quality.
106	King George V Playing Fields	High levels of unofficial use worsens pitch quality.

## BIRMINGHAM & SOLIHULL PLAYING PITCH ASSESSMENT

Site ID	Site	User comments
107	King Georges Field	Has had recent S106 funding for pitch improvements.
112	Kings Norton Playing Field	Some drainage issues evident, particularly on adult pitch.
116	Leyhill	Trees overhand goal areas with leaf fall causing quality issues.
119	Lordswood Schools	Severe drainage issues on all pitches.
140	Norman Chamberlain Playing Field	Drainage issues exacerbated by high levels of unofficial use.
141	North Birmingham Academy	Pitches suffer from drainage issues.
158	Rectory Park	High levels of dog fouling.
168	Shenley Lane Community Association	Pitches suffer from moderate sloping and some drainage problems.
195	The Pavilion	Some pitches have recently been affected by an infestation of chafer grubs, which eats grass roots.
199	University of Birmingham (Metchley Lane)	Well maintained pitches that clubs users rate as good quality.
220	Yardley Wood Playing Field	Drainage issues, poor grass coverage and unofficial use all prevalent.
368	Rowheath Pavilion	Drainage has improved recently but is still an issue during inclement weather spells.
371	Victoria Common	Matches are being played on unofficial pitches with unofficial goalposts.

For a full breakdown of quality ratings at each site, please refer to Table 2.27.

### Solihull

The majority of pitches in Solihull are again assessed as standard quality, although there are more poor quality pitches and less good quality pitches when compared to Birmingham. In total, 14 pitches are assessed as good quality, 152 as standard quality and 37 as poor quality.

Table 2.4: Pitch quality assessments in Solihull (community use pitches)

Adult pitches			Youth pitches			Mini pitches		
Good	Standard	Poor	Good	Standard	Poor	Good	Standard	Poor
7	71	16	4	35	6	4	46	14

All pitches managed by the Council receive a basic level of maintenance which is limited to regular grass cutting (every ten days from March until October) and end of season seeding of high traffic areas (i.e. goalmouths and the centre circle). No regular sand dressing, weed killing, aeration or fertilisation takes place, although it has been noted that weed killer has been mixed into the line marking solution at certain sites. It is possible that ongoing budget restrictions could further reduce the level of maintenance in the future, thus placing greater threat on council pitches and further deteriorating the quality of those pitches. As such, rationalisation and/or asset transfer of sites may be required.

## BIRMINGHAM & SOLIHULL PLAYING PITCH ASSESSMENT

A regular comment in relation to Council maintained sites is that line markings have been “burnt in”, thus creating tramlines on the pitches that can make it dangerous for users. This is noted as particular issue at Elmdon Heath Recreation Ground, where the presence of burrowing animals has exacerbated the already undulating surface, but is a general issue across Solihull as this is how the Council manages its pitches.

The majority of pitches within schools receive an adequate maintenance regime, which in most cases is sub-contracted to an external company such as Fairways Limited. Of the schools, only John Henry Newman Catholic College contains good quality pitches, whereas Arden Academy, Heart of England School, Tudor Grange Academy and various primary schools contain poor quality pitches predominately due to drainage issues. All remaining school pitches are assessed as standard quality.

Maintenance of pitches at club and private sites varies. Some clubs hire dedicated ground staff, whilst others depend on remedial work by volunteers that is often limited by cost and a lack of specialised equipment. Club sites containing good quality pitches include Shirley Town Football Club and Solihull Moors Football Club, as well as Balsall and Berkswell Football Club, which has recently had drainage work completed. In Contrast, Highgate United Football Club and Glades Football Club contain pitches assessed as poor quality.

In general, club consultation indicates varying degrees of change in pitch quality over the previous three years. Of responding clubs in Solihull, 62% report no difference, 14% report an improvement and 24% report deterioration.

The most common factors attributed to pitch improvements are an investment in drainage work and more frequent, specialised maintenance, whilst the opposite is true for pitches that are worsening in quality. Specific comments relating to pitch conditions at individual sites in Solihull can be seen in the following table. The observations are a selected combination of club feedback and site assessment information.

*Table 2.6: Site-specific comments (Solihull sites)*

Site ID	Site	User comments
229	Balsall and Berkswell Football Club	Renovation work has recently been carried out to improve pitch quality. A cricket wicket will potentially be added to the site despite the pitches being in close proximity.
244	Elmdon Heath Recreation Ground	Line markings have been burnt in making it dangerous for players.
249	Hampton Sports Club	Some variation in terms of pitch condition with the main pitch significantly better than the rest.
250	Heart of England School	Severe drainage issues results in poor quality throughout.
253	Highgate United Football Club	Pitches are on a gradient and surface is uneven.
254	Hillfield Park	Grass considered to be too long and drainage considered to be poor.
255	Hockley Heath Recreation Ground	Drainage issues prevalent and poor grass coverage is evident in places.
256	John Henry Newman Catholic College	Considered to be the best quality pitches in Solihull by many clubs.
260	Knowle Football Club	Pitch quality has improved dramatically recently but overuse still causes issues and the Club has demand to relocate.

## BIRMINGHAM & SOLIHULL PLAYING PITCH ASSESSMENT

Site ID	Site	User comments
265	Lugtrout Lane	Pitches are well maintained by Coldland Colts FC.
292	Land Rover Sports and Social Club	Goalpost quality is deteriorating to the point of being dangerous.
293	The Pavilions	Pitch closest to the tennis courts suffers from severe drainage issues.
295	Tudor Grange Academy	Pitch quality is affected by school use for athletics purposes (i.e. throwing events).
297	Lavender Hall Park	Severe drainage issues.
299	Wyhall Wanderers Football Club	Problem with leaf fall from surrounding trees.
365	Tanworth Lane Sports Ground	Pitches are not maintained to an adequate standard.
367	Glades Football Club	Main pitch has ponding in the goalmouths and attempts to address grass cover issues have not been successful.

For a full breakdown of quality ratings at each site, please refer to Table 2.28.

### **Over marked pitches**

Over marking of pitches can cause notable damage to surface quality and lead to overuse beyond recommended capacity. In some cases, mini or youth pitches may be marked onto adult pitches or mini matches may be played widthways across adult or youth pitches. This can lead to targeted areas of surface damage due to a large amount of play focused on high traffic areas, particularly the middle third of the pitch. Over marking of pitches not only influences available capacity, it may also cause logistical issues regarding kick off times; for example, when two teams of differing age formats are due to play at the same site at the same time.

There are also some football pitches that are dual use rugby union pitches. This can create availability issues as the rugby union and football seasons run parallel to each other.

Furthermore, numerous pitches are marked onto cricket outfield. This creates availability issues as the cricket season begins in April when the football season is still ongoing and the football season begins in August as cricket fixtures are still being played. Generally, cricket is given priorities at such sites, meaning football teams either finish their season early or have to relocate to another site.

*Table 2.7: Sites containing over marked pitches*

Local authority	Site ID	Site	Comments
<b>Birmingham</b>	27	Bournville Cricket Club	All pitches over mark cricket outfield and one of the pitches is also over marked by a 9v9 pitch.
	29	Braemer Road Playing Fields	Adult pitch is over marked by two 7v7 pitches.
	76	Harborne Cricket Club	All pitches over mark cricket outfield.
	93	Jaffray Playing Fields	Adult pitch is over marked by a 9v9 pitch and youth 11v11 pitch is over marked by a 7v7 pitch.

## BIRMINGHAM & SOLIHULL PLAYING PITCH ASSESSMENT

Local authority	Site ID	Site	Comments
	107	King Georges Field	Adult pitch is over marked by a 9v9 and a 7v7 pitch.
	109	King's Heath Cricket and Sports Club	Both pitches over mark cricket outfield.
	119	Lordswood Schools	Youth 11v11 pitch is a dual use rugby union pitch.
	157	Rectory Park (Sutton United Football Club)	Youth 9v9 pitch is partially over marked by a 7v7 pitch.
	158	Rectory Park	Adult pitch is over marked by a 5v5 pitch.
	168	Shenley Lane Community Association	Adult pitch is over marked by a 7v7 pitch.
	210	Washwood Heath Academy	Adult pitch is over marked by a 9v9 pitch.
	218	Yardley and District Rugby Club	Adult pitch is a dual use rugby union pitch.
	308	Willclare Sports Ground	An adult pitch is over marked by a 7v7 pitch
<b>Solihull</b>	242	Dickens Heath Sports Club	A 9v9 pitch is over marked by a 7v7 pitch and both pitches are over marked on to a cricket outfield.
	249	Hampton Sports Club	A 7v7 pitch is over marked by a 5v5 pitch.
	256	John Henry Newman Catholic College	A 9v9 pitch is over marked by a 7v7 pitch.
	260	Knowle Football Club	Adult pitch is over marked by a 9v9 and a 7v7 pitch.
	268	Solihull Municipal Club	Adult pitch is over marked by a 9v9 pitch.
	303	Moseley Cricket Club	Adult pitch is over marked on to a cricket outfield.
	365	Tanworth Lane Sports Ground	Adult pitch and a youth 11v11 pitch are both over marked by 9v9 pitches.
	366	Sillhill Football Club	Adult pitch is over marked by a 9v9 pitch.

### **Ancillary facilities**

The non-technical assessment assesses ancillary facilities servicing pitches. This includes the condition of clubhouses, changing accommodation, toilets, showers, car parking and boundary fencing, amongst other things.

#### *Birmingham*

For Birmingham, the assessment concluded that 97 (32%) community available pitches are not serviced by accessible changing accommodation. The majority of these are found at school sites that have on-site changing rooms but do not allow for community use of them, although some council sites such as King Georges Field and Oaklands Recreation Ground are also without provision. This is a particular issue for Armada FC at Oaklands Recreation Ground as the Club states that a lack of changing facilities is affecting its ability to field a women's team.

Of community available pitches that are serviced by changing provision, 48 (23%) are serviced by good quality facilities, 120 (58%) by standard quality facilities and 40 (19%) by poor quality facilities. In addition, of clubs that responded to consultation, 15% rate



## BIRMINGHAM & SOLIHULL PLAYING PITCH ASSESSMENT

changing room provision as good, 71% rate provision as standard and 14% rate provision as poor.

*Table 2.8: Clubs response to changing facility quality in Birmingham*

Good	Standard	Poor
15%	71%	14%

The majority of changing facilities assessed as good quality are located at large sites that contain numerous pitches, such as Boldmere Sports and Social Club and the Pavilion as well as sports clubs sites such as Sutton Coldfield Town Football Club and Boldmere St Michaels Football and Athletic Club.

In contrast, the following facilities receive a poor rating by clubs:

- ◀ Bishop Walsh Catholic School
- ◀ Braemar Road Playing Fields
- ◀ Calthorpe Park
- ◀ Coleshill Road Nurseries Sports Ground
- ◀ Holders Lane Complex
- ◀ Hollyfields Sports and Social Club
- ◀ Jaffray Playing Fields
- ◀ Shenley Lane Community Association
- ◀ University of Birmingham (Metchley)
- ◀ Yardley Wood Playing Field

Of the above, Hollyfields Sports and Social Club and Jaffray Playing Fields are rated as poor quality by clubs as they are considered to be too small and do not offer enough rooms in relation to the number of pitches on site. The former is, however, undergoing a development that will result in new changing facilities being built.

Maypole FC rates the changing facilities at Yardley Wood Playing Field (Maypole Football Club) as poor quality due to a lack of shower provision and high amounts of vandalism due to the unsecure nature of the site. In addition, the Club also reports access issues and limited car parking, which causes a particular issue when multiple youth and mini teams are playing at the same time. These issues have contributed to decreasing participation levels at the Club over the previous few years, especially in relation to girls' football.

The remaining facilities assessed as poor quality are generally dated and are therefore in need of refurbishment to bring them up to modern standards. The University of Birmingham recognises this issue at Metchley Lane and reports plans to improve its changing facilities across its campuses. This will not only improve quality but it will also enable better access as the proposed new buildings will be located in closer proximity to the pitches.

In reference to Holders Lane Complex, a "friends of" group has acquired some funding from Sport England and a consultant has been employed to look at bringing the pavilion on the site back into use as well as improving the quality of the pitches. There is therefore a need for a link to a key club or key clubs to be established.

Sutton Coldfield Town Juniors FC reports an aspiration to develop its own clubhouse facility at Bishop Walsh Catholic School as it does not currently access the School's changing rooms and considers them to be poor quality. The Club has secured some funding towards this but is still around 80% from the total required.



## BIRMINGHAM & SOLIHULL PLAYING PITCH ASSESSMENT

Highclare School reports that it is looking to develop the pavilion located at Braemar Road Playing Fields having recently acquired the site on a long-term lease arrangement. The ECB may also be investing into the site.

Albeit not assessed as poor quality, Castle Vale Town FC reports a need for more changing facilities to be provided at Castle Vale Football Stadium. Currently, the site provides just two rooms (home and away) despite housing six pitches. This shortfall will be further exacerbated should a 3G pitch be provided as planned.

### *Solihull*

For Solihull, the assessment concluded that 53 (28%) community available pitches are not serviced by accessible changing accommodation. The majority of these are found at school sites that do have on-site changing rooms but do not allow for community use of them, although some are without provision entirely such as Tanworth Lane Sports Ground, which is accessed by Solihull Moors FC. Council sites such as Bluebell Recreation Ground are also without provision.

Of community available pitches that are serviced by changing provision, six (4%) are serviced by good quality facilities, 112 (76%) by standard quality facilities and 30 (20%) by poor quality facilities. The only pitches serviced by good quality changing rooms are at Balsall and Berkswell Football Club, which has recently had a new clubhouse built via the Football Foundation.

Of clubs that responded to consultation 2% rate changing room provision as good, 78% rate provision as standard and 20% rate provision as poor.

*Table 2.9: Clubs response to changing facility quality in Solihull*

<b>Good</b>	<b>Standard</b>	<b>Poor</b>
2%	78%	20%

The following facilities receive a poor rating by clubs:

- ◀ Highgate United Football Club
- ◀ Hockley Heath Recreation Ground
- ◀ Knowle Football Club
- ◀ Marston Green Football Club
- ◀ The Pavilions
- ◀ Leafield Athletic Football Club

The majority of these have facilities that are considered dated as well as being too small and not offering enough rooms in relation to the number of pitches on site. This is a particular problem at Knowle Football Club due to the level of football (Step 7) that it hosts. There is a hole in the roof of one of the changing rooms and no hot water is provided to the shower provision. The Club also reports that its clubhouse building (which is separate to the changing rooms) cannot be insured due to it not being a permanent structure (having previously been used as a bomb shelter).

The poor quality changing facilities servicing the Pavilions are considered to be a significant issue as improvements are unlikely to be made due to security of tenure concerns.

## BIRMINGHAM & SOLIHULL PLAYING PITCH ASSESSMENT

---

### *Security of tenure*

Tenure of sites in Birmingham and Solihull is generally secure, i.e. through a long-term lease or a guarantee that pitches, particularly at council sites, will continue to be provided over the next three years. An exception to this is found at schools and academies that state their own policies and are more likely to restrict levels of community use. In total, 44 educational providers do not allow community use of some or all of their pitches in Birmingham and the same applies to 18 in Solihull. The majority of these are primary schools serviced by just one or two pitches (generally mini), although it also relates to some secondary schools with several pitches such as Ark Kings Academy and Sheldon Academy in Birmingham and Alderbrook School and Solihull School in Solihull.

The reasons for not allowing community use vary. The most common example is that the schools want to protect pitches for curricular and extra-curricular purposes due to existing quality issues. Other reasons include staffing issues, health and safety issues and a lack of profitability.

Moreover, some schools that do provide community availability do so without providing security of tenure, meaning they can stop external use at any point devoid of any warning. To prevent this happening, it is recommended that club users enter community use agreements with the schools that they access. An example of a school that does offer secure use is Bishop Walsh Catholic School, which leases its pitches to Sutton Coldfield Town Juniors FC on a long-term basis (29 years remaining).

### *Birmingham*

Tenure is considered unsecure at Transport Stadium (West Midlands Travel) in Birmingham. This is because the land is potentially for sale, although Birmingham County FA reports an interest in purchasing and developing the site. It is currently in use by Moseley, Hall Green United, Holy Souls, Moseley Town, Real Riverside and Limes football clubs, as well as South and City College.

Castle Vale Town FC reports that it has security of tenure through leasing Castle Vale Football Stadium; however, the Club reports that it would prefer to lease the site directly from the City Council. Currently, the site is leased from the City Council to Compass Housing and then sub-leased to Castle Vale Town FC, which is not preferable to the Club as the maintenance from Compass Housing is considered inadequate.

Maypole FC has a lease of the site located adjacent to Yardley Wood Playing Field (known as Maypole Football Club) from Birmingham City Council in an agreement that expires in 2019. As with all lease arrangements, it is recommended that this is extended to over 25 years to provide greater security of tenure and to assist the Club in funding site developments. The Club also reports an aspiration to lease all of the pitches on the site (including Yardley Wood Playing Field).

No other clubs report major issues with security of tenure; however, Paget Rangers 2011 FC and Sporting FC state a desire to acquire land through asset transfer and on a long-term lease. The former plays at Step 7 of the football pyramid and currently ground shares with Boldmere St Michaels FC, whereas the latter is a large club catering for numerous mini and youth teams.

## **BIRMINGHAM & SOLIHULL PLAYING PITCH ASSESSMENT**

---

### *Solihull*

Likewise, in Solihull, Marston Green FC reports security of tenure issues as the lease of its site of the same name is nearing expiry and the Club states that this is preventing pitch and ancillary facility improvements. The lease is acquired from Solihull Council.

Leafield Athletic FC has security of tenure concerns at one of its sites. The Club leases both Tythe Barn Lane and Rumbush Lane in agreements from local landowners and the agreement at the former expires in 2019. The Club has been informed by the landowner that he intends on developing the site for housing and, as such, the site has been allocated for housing in the Local Plan. As a result, Plan4Sport has been commissioned to engage with users and key stakeholders to determine what alternative provision will be required when the site is permanently lost.

Hampton Junior FC has recently entered into a lease agreement for use of Hampton Sports Club in an arrangement last ten years. Whilst this does offer improved security of tenure to the Club, it is unlikely to assist with any funding bids or development plans due to its short lifespan.

As aforementioned, tenure is also classified as unsecure at the Pavilions. The site is owned by Kingshurst Parish Council and leased to CALCO Industries, which has recently gone into liquidation. Allied Irish Bank has therefore taken over the agreement and consequently AMS Holdings are now managing the site in an attempt to turnover a profit. The site is predominately used by Kingshurst Sporting FC, which fields 19 teams and is concerned over its future once new leaseholders are established.

### ***Football pyramid demand***

The football pyramid is a series of interconnected leagues for adult men's football clubs in England. It begins below the football league (the National League) and comprises of seven steps, with various leagues at each level and more leagues lower down the pyramid than at the top. The system has a hierarchical format with promotion and relegation between the levels, allowing even the smallest club the theoretical possibility of rising to the top of the system.

Clubs within the step system must adhere to ground requirements set out by the FA. The higher the level of football being played the higher the requirements. Clubs cannot progress into the league above if the ground requirements do not meet the correct specifications. Ground grading assesses grounds from A to H, with 'A' being the requirement for Step 1 clubs and H being the requirement for Step 7 clubs.

In Birmingham, Aston Villa FC and Birmingham City FC are professional clubs that play above the football pyramid. A further six Birmingham based clubs play within the football pyramid, as well as six Solihull based clubs.

## BIRMINGHAM & SOLIHULL PLAYING PITCH ASSESSMENT

Table 2.10: Clubs playing within the football pyramid

Step	Birmingham clubs	Solihull clubs
1	-	Solihull Moors FC
2		-
3	Sutton Coldfield Town FC	-
4	Romulus FC	-
5	Boldmere St Michaels FC	-
6	-	Cadbury Athletic FC; Highgate United FC
7	Paget Rangers FC; Sutton United FC; Continental Star FC	Hampton FC; Knowle FC; Smithswood Firs FC

Additionally, Boldmere Sports & Social Falcons, Castle Vale Town and Northfield Town football clubs are just one promotion short of joining the football pyramid in Birmingham, as are AFC Solihull in Solihull.

All clubs are currently able to meet their league requirements, although improvements may be needed in some instances for clubs to progress. For example, Knowle FC cannot gain promotion to Step 6 (ground grading G) using its existing site due to a lack of floodlighting, dugouts and spectator toilets. The Club has planning permission to provide match standard floodlights but reports that it cannot afford them and there is a reluctance to fundraise due to aforementioned new site aspirations.

A common issue for clubs entering the pyramid is changing facilities. For Step 7 football (ground grading H), changing rooms must be a minimum size of 18-square metres, exclusive of shower and toilet areas. The general principle for clubs on the football pyramid is that they have to achieve the appropriate grade by March 31<sup>st</sup> of their first season after promotion, which therefore allows a short grace period for facilities to be brought up to standard. This, however, does not apply to clubs being promoted to Step 7 (as they must meet requirements immediately).

Sutton Coldfield Town, Boldmere St Michaels and Paget Rangers football clubs play their matches on 3G pitches. Such pitches can be used at all levels of the football pyramid (but not above) provided that they are installed to the correct specification and undergo FA testing.

## BIRMINGHAM & SOLIHULL PLAYING PITCH ASSESSMENT

### 2.3: Demand

#### *Birmingham*

Through the audit and assessment, 628 teams from within 219 clubs were identified as playing within Birmingham. These figures consist of 187 adult men's, 13 adult women's, 256 youth boys', 23 youth girls' and 149 mini soccer teams.

*Table 2.11: Summary of competitive teams (Birmingham)*

Analysis area	Number of teams					Totals
	Adult	Youth 11v11	Youth 9v9	Mini 7v7	Mini 5v5	
Area 1	48	72	39	33	18	<b>210</b>
Area 2	61	39	23	16	12	<b>151</b>
Area 3	55	48	29	25	21	<b>178</b>
Area 4	36	18	11	14	10	<b>89</b>
<b>Total</b>	<b>200</b>	<b>177</b>	<b>102</b>	<b>88</b>	<b>61</b>	<b>628</b>

In Birmingham, Area 4 services by far the fewest number of teams (89) despite it housing more pitches than Area 2 (151 teams). Area 1 services the most teams (210) with Area 3 servicing the next highest amount (178 teams).

The most prevalent playing format in Birmingham is adult football (200 teams), which correlates to a high number of adult only clubs playing in the City when compared to other local authorities. There are also a comparably high number of adult leagues servicing Birmingham when compared to others and these leagues tend to cater for a large number of teams via several divisions i.e. the Birmingham & District League, the South Birmingham Sunday League, the Festival Sunday League and the Sutton & District Sunday League.

The majority of youth and mini teams play in the Central Warwickshire Youth League, although sporadic demand also exists for others such as the Bilston Partnership Youth League and the Walsall Youth League.

#### *Solihull*

Through the audit and assessment, 380 teams from within 100 clubs were identified as playing within Solihull. These figures consist of 89 adult men's, seven adult women's, 165 youth boys', 19 youth girls' and 100 mini soccer teams.

*Table 2.12: Summary of competitive teams (Solihull)*

Analysis area	Number of teams					Totals
	Adult	Youth 11v11	Youth 9v9	Mini 7v7	Mini 5v5	
Central	30	30	15	5	1	<b>81</b>
North	42	46	24	28	26	<b>166</b>
Rural	24	46	23	17	23	<b>133</b>
<b>Total</b>	<b>96</b>	<b>122</b>	<b>62</b>	<b>50</b>	<b>50</b>	<b>380</b>

## BIRMINGHAM & SOLIHULL PLAYING PITCH ASSESSMENT

In Solihull, the Central Analysis Area provides for the fewest number of teams (81); the North Analysis Area caters for the most (166 teams). This coincides with the former analysis area providing the least number of pitches and the latter providing the most.

The most prevalent playing format in Solihull is youth 11v11 football (122 teams) although substantial demand for adult football also exists (94 teams). The majority of adult teams play in either the Coronation & Alliance League or the Oakbourne League, whereas the majority of youth and mini teams play in the Central Warwickshire Youth League.

### ***Women's and girls' participation***

In addition to girls' playing in mixed mini teams (u7s-u10s), there are 13 adult women's and 23 youth girls' teams playing in Birmingham and seven adult women's and 19 youth girls' teams playing in Solihull. This is a relatively high number in both local authorities and makes up 6% and 7% of the total number of teams respectively. The club's that field these teams can be seen in the table below.

*Table 2.13: Clubs fielding female teams*

<b>Birmingham clubs</b>	<b>Solihull clubs</b>
Birmingham & West Midlands Ladies FC	Knowle FC
Birmingham City University FC	Birmingham City Ladies FC
Boldmere Falcons FC	Leafield Athletic FC
Boldmere St Michaels FC	Marston Green FC
Bournville Girls FC	Solihull Ladies FC
Castle Vale Town FC	Solihull Ladies United FC
Crusaders FC	Solihull Moors FC
Kings Heath Sports FC	Solihull Sporting Girls FC
Kingshurst Sporting Club FC	
Lightwood Lions FC	
Marston Green Ladies FC	
North Birmingham Celtic FC	
Sutton Coldfield Town Juniors FC	
Sutton United FC	
University of Birmingham FC	

There are 15 clubs fielding female only teams in Birmingham and eight clubs fielding female only teams in Solihull, although it must be noted that Birmingham City Ladies FC plays in Solihull despite being Birmingham based (exported demand). The Club is professional and plays in the Women's Super League, which is the highest level of women's football in England.

Aston Villa Ladies FC is not included in the above table because the Club accesses a pitch outside of Birmingham and Solihull (also exported demand). The Club plays one tier below the Women's Super League.

### ***Participation trends***

Clubs that responded to the online survey were asked whether there had been a change in their number of teams over the previous three years. The response rates for those that answered this question can be seen in the table overleaf.

## BIRMINGHAM & SOLIHULL PLAYING PITCH ASSESSMENT

Table 2.14: Change in the number of teams over the previous three years

Local authority	Team type	Clubs response		
		Increased	Decreased	Stayed the same
Birmingham	Adult	2%	9%	89%
	Youth	8%	2%	90%
	Mini	9%	1%	90%
Local authority	Team type	Increased	Decreased	Stayed the same
Solihull	Adult	4%	11%	85%
	Youth	12%	4%	84%
	Mini	14%	4%	82%

The highest increase in teams is seen in mini soccer, with 9% of clubs in Birmingham and 14% of clubs in Solihull reporting an increase and some of those clubs reporting a large increase such as Knowle FC. Similarly, 8% of clubs in Birmingham and 12% of clubs in Solihull report an increase in youth teams compared to only 2% and 4% that report a decrease, respectively.

It would be expected that an increase in mini and youth teams would translate into more adult teams; however, this is generally not the case. Only 2% of clubs in Birmingham and only 4% of clubs in Solihull report an increase in senior demand compared to 9% and 11% (respectively) that report a decrease. The way in which adult men want to play football is changing. There is a national trend of players opting to play small-sided versions of the game as people want to be able to fit it into busy lifestyles. Shorter versions of the sport allow players to do this and if this trend continues, there is likely to be demand for more access to 3G pitches.

It must also be mentioned that the above figures for adult participation do not include the large number of adult only clubs that have folded during this time frame, which is a significant amount, particularly in Birmingham. A better approach is therefore to look at participation within leagues and in that regard declining adult participation becomes clearer. For example, the Birmingham & District Football League contained 101 teams three years ago compared to the 93 teams it services currently. Likewise, the Festival League catered for 58 teams three years ago compared to 44 currently and the Oakbourne League contained 47 teams compared to 37 at present.

### **Exported demand**

Exported demand refers to teams that are currently accessing pitches for home fixtures outside of the local authority that they are registered too.

#### *Birmingham*

There are eight clubs registered to Birmingham that express exported demand and a potential to return should needs be met. The reasons for this vary. For example, Bartley Green Continental FC states that it accesses Rubery Football Club (Bromsgrove) as the quality is perceived to be better than available facilities within Birmingham, whereas Shere Punjab FC reports cheaper pitch hire costs at Valley Park (Sandwell). In total, this exported demand equates to 12 adult, five youth and two mini teams.



## BIRMINGHAM & SOLIHULL PLAYING PITCH ASSESSMENT

Table 2.15: Birmingham clubs expressing exported demand

Club name	Venue used (local authority)	No. of teams exported		
		Adult	Youth	Mini
Aston Manor Old Boys' FC	Aston University (Walsall)	1	-	-
Bartley Green Continental FC	Rubery Football Club (Bromsgrove)	2	-	-
Bartley Green Illey FC	Illey Lane (Dudley)	3	-	-
Birmingham Blaze Ladies FC	Ashmole Road (Sandwell)	2	-	-
Birmingham City Ladies FC	Solihull Moors Football Club (Solihull)	1	-	-
King's Heath Concorde FC	Wythall Park (Sandwell)	1	-	2
Shere Punjab FC	Valley Park (Sandwell)	1	5	-
Sutton Green FC	Aston University (Walsall)	1	-	-

As aforementioned, Birmingham City Ladies FC uses Solihull Moors Football Club, in Solihull. This is due the Club being unable to find a suitable stadia venue within Birmingham, despite expressing a demand to play within the City. As also previously mentioned, the team plays at the highest level of women's football in England (the Women's Super League) and requires ground grading equivalent to Step 3 (C) on the football pyramid (with some minor differences).

In addition to the table above, there are also some clubs that access pitches outside of Birmingham due to the use of central venues. This applies to Sutton United FC, which accesses pitches in Walsall due to entering the Walsall Youth League and Continental Star FC and Harborne Youth FC, which access pitches in Sandwell due to entering the Sandwell Minor League.

Aston Villa FC exports numerous youth teams as matches are played at its training ground (Bodysmoor Heath Training Complex), which is in North Warwickshire. Furthermore, the Club's adult women's team is exported as it accesses Tamworth Football Club (in Tamworth). This, however, is through choice rather than necessity and because the team requires a stadia pitch to adhere to league regulations.

Teams fielded by Aston University are also technically exported as the University's Walsall Campus is accessed for matches. As with Aston Villa FC, this is through choice as the majority of sport played by the University occurs at this site. The University fields three adult men's and one adult women's team.

### *Solihull*

In comparison, five clubs registered to Solihull express exported demand that could potentially return if needs were met and all five actually export their demand into Birmingham. The biggest exponent of this is Solihull Moors FC, which exports its mini demand to Fox Hollies Leisure Centre. Similarly, Lyndon Colts FC exports its mini demand through access of Wilclare Sports Ground, whereas Sheldon Royals FC accesses King Edward VI Sheldon Heath Academy for u12s and u13s (9v9) fixtures.

Olton Ravens FC and Solihull FC access Lucozade Powerleague Soccer Centre (Sedgemere Road) and Saltley Health and Wellbeing Centre respectively for one adult men's team each. As seen in the table below, this total exported demand equates to two adult, two youth and 14 mini teams.



## BIRMINGHAM & SOLIHULL PLAYING PITCH ASSESSMENT

Table 2.16: Solihull clubs expressing exported demand

Club name	Venue used (local authority)	No. of teams exported		
		Adult	Youth	Mini
Lyndon Colts FC	Willclare Sports Ground (Birmingham)	-	-	4
Olton Ravens FC	Lucozade Powerleague (Birmingham)	1	-	-
Sheldon Royals FC	KESH Academy (Birmingham)	-	2	-
Solihull FC	Saltley Health and Wellbeing Centre (Birmingham)	1	-	-
Solihull Moors FC	Fox Hollies (Birmingham)	-	-	10

Additionally, Chelmsley Town FC accesses its own site in North Warwickshire for its only team, whereas Chelmsley Catholic FC accesses Earlswood Town Football Club in Stratford-on-Avon for its two (adult men's) teams. Neither of these clubs report a demand to return to Solihull despite being registered to the local authority due to close proximity.

### Unmet demand

Unmet demand is existing demand that is not getting access to pitches. It is usually expressed, for example, when a team is already training but is unable to access a match pitch, or when a league has a waiting list due to a lack of pitch provision, which in turn is hindering the growth of the league. No clubs report this as being the case in either Birmingham or Solihull.

### Latent demand

#### Birmingham

During the consultation process, five clubs in Birmingham identify that if more pitches were available at their home ground or in the local area they could develop more teams in the future (latent demand). The table overleaf highlights the number of teams that could *potentially* be fielded if more pitches were available.

Table 2.17: Summary of latent demand expressed by clubs (Birmingham)

Club	Analysis area	Future demand	Pitch size	Match equivalent sessions
Paget Rangers 2011 FC	Area 1	1 Youth	(9v9)	0.5
Sportsco FC	Area 1	2 x Adult		1
		1 x Youth	(9v9)	0.5
		3 x Mini	(7v7)	0.5
			(5v5)	1
Sutton United FC	Area 1	1 x Adult		0.5
		1 x Youth	(9v9)	0.5
		3 x Mini	(7v7)	0.5
			(5v5)	1
Bournville Warriors FC	Area 3	4 x Youth	(11v11)	1
			(9v9)	1
		2 x Mini	(7v7)	0.5
			(5v5)	0.5

## BIRMINGHAM & SOLIHULL PLAYING PITCH ASSESSMENT

Club	Analysis area	Future demand	Pitch size	Match equivalent sessions
Colron FC	Area 3	4 x Youth	(11v11)	1
			(9v9)	1

All latent demand in Birmingham is identified in Area 1 and Area 3. Most latent demand in both local authorities is expressed for 9v9 pitches, although some exists for each pitch type. Latent demand for 9v9 football tends to be high in most local authorities; it is the most recent format of play and therefore pitches can be sparse, with providers also reporting difficulties in attaining correctly sized goalposts.

In total, latent demand quantified by clubs equates to 11 match equivalent sessions in Birmingham.

Table 2.18: Latent demand by analysis area (Birmingham)

Analysis area	Latent demand (match equivalent sessions)					Totals
	Adult	Youth 11v11	Youth 9v9	Mini 7v7	Mini 5v5	
Area 1	1.5	-	1.5	1	2	6
Area 2	-	-	-	-	-	0
Area 3	-	2	2	0.5	0.5	5
Area 4	-	-	-	-	-	0
<b>Total</b>	<b>1.5</b>	<b>2</b>	<b>3.5</b>	<b>1.5</b>	<b>2.5</b>	<b>11</b>

In addition, 19 clubs in Birmingham indicate that more teams could be fielded if more or better training facilities were available. Moreover, seven Birmingham based clubs state that team numbers would increase if ancillary provision improved and three Birmingham clubs highlight that a lack of coaches prevents growth.

### Solihull

During the consultation process, three clubs in Solihull identify that if more pitches were available at their home ground or in the local area they could develop more teams in the future (latent demand). The table below highlights the number of teams that could *potentially* be fielded if more pitches were available.

Table 2.19: Summary of latent demand expressed by clubs (Solihull)

Club	Analysis area	Future demand	Pitch size	Match equivalent sessions
Chelmsley Town Colts FC	North	1 x Adult		1
		5 x Youth	(11v11)	1
			(9v9)	1.5
Hampton FC	North	2 x Youth	(9v9)	1
		2 x Mini	(7v7)	1
Knowle FC	Rural	1 x Adult		0.5
		8 x Youth	(11v11)	2
			(9v9)	2
		10 x Mini	(7v7)	2.5

## BIRMINGHAM & SOLIHULL PLAYING PITCH ASSESSMENT

Club	Analysis area	Future demand	Pitch size	Match equivalent sessions
			(5v5)	2.5

All latent demand in Solihull is identified in the North and Rural analysis areas. Most latent demand in both local authorities is expressed for 9v9 pitches, although some exists for each pitch type. Latent demand for 9v9 football tends to be high in most local authorities; it is the most recent format of play and therefore pitches can be sparse, with providers also reporting difficulties in attaining correctly sized goalposts.

In total, latent demand quantified by clubs equates to 15 match equivalent sessions in Solihull.

*Table 2.20: Latent demand by analysis area (Solihull)*

Analysis area	Latent demand (match equivalent sessions)					Totals
	Adult	Youth 11v11	Youth 9v9	Mini 7v7	Mini 5v5	
Central	-	-	-	-	-	<b>0</b>
North	1	1	2.5	1	-	<b>5.5</b>
Rural	0.5	2	2	2.5	2.5	<b>9.5</b>
<b>Total</b>	<b>1.5</b>	<b>3</b>	<b>4.5</b>	<b>3.5</b>	<b>2.5</b>	<b>15</b>

In addition, seven clubs in Solihull indicate that more teams could be fielded if more or better training facilities were available. Moreover, four Solihull based clubs state that team numbers would increase if ancillary provision improved. These are as follows:

- ↳ Knowle FC
- ↳ Lyndon Colts FC
- ↳ Solihull Ladies FC
- ↳ Silhill FC

### **Future demand**

Future demand can be defined in two ways, through participation increases and using population forecasts.

#### *Participation increases*

A number of clubs report aspirations to increase the number of teams they provide. Of the 31 Birmingham based clubs that quantify their *potential* increase, there is a predicted growth of 72 teams, as seen in the following table. Please note that latent demand highlighted previously has been discounted from these calculations as it is presumed to be absorbed in future growth.

## BIRMINGHAM & SOLIHULL PLAYING PITCH ASSESSMENT

Table 2.21: Potential team increases identified by clubs (Birmingham)

Club	Analysis area	Future demand	Pitch size	Match equivalent sessions
Boldmere Falcons FC	Area 1	1 x Adult		0.5
		4 x Mini	(7v7)	1
			(5v5)	1
Boldmere St Michaels Ladies FC	Area 1	1 x Adult		0.5
		1 x Youth	(11v11)	0.5
Castle Vale Town FC	Area 1	2 x Mini	(5v5)	1
Erin Go Bragh FC	Area 1	1 x Youth	(9v9)	0.5
		1 x Mini	(5v5)	0.5
Kings Heath Concorde FC	Area 1	1 x Youth	(9v9)	0.5
		4 x Mini	(7v7)	1
			(5v5)	1
St Georges FC	Area 1	2 x Adult		1
		4 x Youth	(11v11)	1
			(9v9)	1
Strikes Soccer Academy FC	Area 1	1 x Youth	(11v11)	0.5
Sutton Coldfield Town Juniors FC	Area 1	2 x Mini	(5v5)	1
Handsworth Grammar Old Boys FC	Area 2	1 x Adult		0.5
Kingshurst Sporting FC	Area 2	2 x Youth	(11v11)	1
ML Galaxy FC	Area 2	1 x Adult		0.5
North Birmingham FC	Area 2	1 x Youth	(11v11)	0.5
Bartley FC	Area 3	2 x Mini	(7v7)	0.5
			(5v5)	0.5
Birmingham & West Midlands Ladies FC	Area 3	1 x Adult		0.5
		1 x Youth	(11v11)	0.5
Bournville FC	Area 3	1 x Mini	(5v5)	0.5
Harborne Youth FC	Area 3	4 x Youth	(11v11)	1
			(9v9)	1
		2 x Mini	(5v5)	1
Kings Heath Warriors FC	Area 3	2 x Mini	(5v5)	1
Kings Norton Kickers FC	Area 3	2 x Youth	(11v11)	1
		1 x Mini	(5v5)	0.5
Lyndon Colts FC	Area 3	1 x Youth	(9v9)	0.5
		2 x Mini	(5v5)	1
Maypole FC	Area 3	1 x Youth	(11v11)	0.5
Northfield Town Juniors FC	Area 3	1 x Youth	(9v9)	0.5
		1 x Mini	(5v5)	0.5
Phoenix Rangers FC	Area 4	2 x Mini	(5v5)	1
Redwood Rangers FC	Area 3	3 x Mini	(7v7)	1
			(5v5)	0.5
Rubery FC	Area 3	1 x Youth	(9v9)	0.5
		2 x Mini	(7v7)	1
South & City College FC	Area 3	1 x Adult		0.5
AFC Glebe United	Area 4	1 x Adult		0.5
Athletic Midlands FC	Area 4	1 x Adult		0.5

## BIRMINGHAM & SOLIHULL PLAYING PITCH ASSESSMENT

Club	Analysis area	Future demand	Pitch size	Match equivalent sessions
Armada FC	Area 4	2 x Adult		1
		1 x Youth	(11v11)	0.5
Birmingham Tigers AFA FC	Area 4	1 x Adult		0.5
Bordesley Rovers FC	Area 4	1 x Youth	(11v11)	0.5
Sporting FC	Area 4	2 x Youth	(11v11)	1
		2 x Mini	(5v5)	1

The total future demand expressed by clubs amounts to 31.5 match equivalent sessions in Birmingham, the majority of which is discovered in Area 3 and Area 1.

Table 2.22: Future demand by analysis area (Birmingham)

Analysis area	Future demand (match equivalent sessions)					Totals
	Adult	Youth 11v11	Youth 9v9	Mini 7v7	Mini 5v5	
Area 1	2	2	2	2.5	4.5	13
Area 2	1	1.5	-	-	-	2.5
Area 3	1	3	2.5	2	5.5	14
Area 4	2.5	2	-	-	2	6.5
<b>Total</b>	<b>6.5</b>	<b>8.5</b>	<b>4.5</b>	<b>4.5</b>	<b>12</b>	<b>36</b>

A number of clubs report aspirations to increase the number of teams they provide. Of the 15 Solihull based clubs that quantify their *potential* increase, there is a predicted growth of 39 teams, as seen in the table below. Please note that latent demand highlighted previously has been discounted from these calculations as it is presumed to be absorbed in future growth.

Table 2.23: Potential team increases identified by clubs (Solihull)

Club	Analysis area	Future demand	Pitch size	Match equivalent sessions
AFC Solihull	Central	1 x Adult		0.5
Lyndon Colts FC	Central	1 x Youth	(9v9)	0.5
		2 x Mini	(5v5)	1
Silhill FC	Central	1 x Adult		0.5
Solihull FC	Central	2 x Adult		1
		4 x Youth	(11v11)	2
		2 x Mini	(5v5)	1
Solihull Ladies FC	Central	1 x Adult		0.5
Solihull Moors FC	Central	1 x Adult		0.5
		2 x Mini	(5v5)	1
Yardley Kings FC	Central	1 x Youth	(9v9)	0.5
Chelmsley Town Colts FC	North	2 x Youth	(11v11)	1
		1 x Mini	(7v7)	0.5
Coldland Colts FC	North	3 x Mini	(7v7)	0.5
			(5v5)	1
Glades FC	North	2 Mini	(5v5)	1

## BIRMINGHAM & SOLIHULL PLAYING PITCH ASSESSMENT

Club	Analysis area	Future demand	Pitch size	Match equivalent sessions
Hampton FC	North	1 x Adult		0.5
		4 x Youth	(11v11)	1
			(9v9)	1
		2 x Mini	(7v7)	0.5
(5v5)	0.5			
Smithswood Firs FC	North	1 x Adult		0.5
Hockley Heath Dynamos FC	Rural	2 x Mini	(7v7)	0.5
			(5v5)	0.5
Leafield Athletic FC	Rural	2 x Mini	(7v7)	0.5
			(5v5)	0.5
Racing Blythe FC	Rural	1 x Youth	(9v9)	0.5

In Solihull, future demand amounts to 19.5 match equivalent sessions, the majority of which is identified in the Central Analysis Area although the North Analysis Area has a similar level of demand.

Some level of future demand is expressed for each pitch type, with demand for 5v5 pitches being most common in both local authorities. This is largely due to the nature of how the majority of youth clubs grow, with teams feeding in at the youngest age level and progressing through to older age groups.

Table 2.24: Future demand by analysis area (Solihull)

Analysis area	Future demand (match equivalent sessions)					Totals
	Adult	Youth 11v11	Youth 9v9	Mini 7v7	Mini 5v5	
Central	3	2	1	-	3	<b>9</b>
North	1	2	1	1.5	2.5	<b>8</b>
Rural	-	-	0.5	1	1	<b>2.5</b>
<b>Total</b>	<b>4</b>	<b>4</b>	<b>2.5</b>	<b>2.5</b>	<b>6.5</b>	<b>19.5</b>

### Population increases

Team generation rates are used to calculate the number of teams likely to be generated in the future based on population growth in Birmingham (2031) and Solihull (2028). Please note that the current number of teams' figures in these tables differ per age group than those found in Tables 2.11 and 2.12 as u17s and u18s teams are included within adult age bands due to generally accessing adult pitches.

In Birmingham, it is predicted that there will be a possible increase of 26 senior men's, one senior women's, 36 youth boys', two youth girls' and 11 mini soccer teams. This amounts to 13 match equivalent sessions on adult pitches, 12 on youth 11v11 pitches, seven on 9v9 pitches, four on 7v7 pitches and 1.5 on 5v5 pitches.

## BIRMINGHAM & SOLIHULL PLAYING PITCH ASSESSMENT

Table 2.25: Team generation rates in Birmingham (2031)

Age group	Current population within age group	Current no. of teams	Team Generation Rate	Future population within age group	Predicted future number of teams	Additional teams that may be generated from the increased population
Senior Mens (16-45)	278,770	214	1:1303	313,772	240.9	26.9
Senior Women (16-45)	282,441	17	1:16614	299,814	18.0	1.0
Youth Boys (12-15)	34,922	137	1:255	40,852	160.3	23.3
Youth Girls (12-15)	32,857	9	1:3651	38,694	10.6	1.6
Youth Boys (10-11)	17,770	92	1:193	20,365	105.4	13.4
Youth Girls (10-11)	16,418	10	1:1642	18,651	11.4	1.4
Mini-Soccer Mixed (8-9)	36,179	88	1:411	39,823	96.9	8.9
Mini-Soccer Mixed (6-7)	37,418	61	1:613	39,689	64.7	3.7

In Solihull, there is an estimated increase of five senior men's, 20 youth boys', one youth girls' and 15 mini soccer teams. This amounts to 2.5 match equivalent sessions on adult pitches, seven on youth 11v11 pitches, 3.5 on youth 9v9 pitches, seven on 7v7 pitches and 0.5 on 5v5 pitches.

Table 2.26: Team generation rates in Solihull (2028)

Age group	Current population within age group	Current no. of teams	Team Generation Rate	Future population within age group	Predicted future number of teams	Additional teams that may be generated from the increased population
Senior Mens (16-45)	35,728	109	1:328	37,604	114.7	5.7
Senior Women (16-45)	37,102	12	1:3092	38,166	12.3	0.3
Youth Boys (12-15)	5,248	92	1:57	6,090	106.8	14.8
Youth Girls (12-15)	4,916	5	1:983	5,785	5.9	0.9
Youth Boys (10-11)	2,595	53	1:49	2,934	59.9	6.9
Youth Girls (10-11)	2,341	9	1:260	2,773	10.7	1.7
Mini-Soccer Mixed (8-9)	4,875	109	1:45	5,504	123.1	14.1
Mini-Soccer Mixed (6-7)	5,048	12	1:421	5,694	13.5	1.5

### 2.4: Capacity analysis

The capacity for pitches to regularly provide for competitive play, training and other activity over a season is most often determined by quality. As a minimum, the quality and therefore the capacity of a pitch affects the playing experience and people's enjoyment of playing football. In extreme circumstances, it can result in the inability of the pitch to cater for all or certain types of play during peak and off peak times. Pitch quality is often influenced by weather conditions and drainage.

As a guide, The FA has set a standard number of matches that each grass pitch type should be able to accommodate without adversely affecting its current quality (pitch capacity). Taking into consideration the guidelines on capacity the following ratings were used in Birmingham and Solihull:



## BIRMINGHAM & SOLIHULL PLAYING PITCH ASSESSMENT

Adult pitches		Youth pitches		Mini pitches	
Pitch quality	Matches per week	Pitch quality	Matches per week	Pitch quality	Matches per week
Good	3	Good	4	Good	6
Standard	2	Standard	2	Standard	4
Poor	1	Poor	1	Poor	2

Tables 2.27 (Birmingham) and 2.28 (Solihull) apply the above pitch ratings against the actual level of weekly play recorded to determine a capacity rating as follows:

<b>Potential capacity</b>	Play is below the level the site could sustain
<b>At capacity</b>	Play matches the level the site can sustain
<b>Overused</b>	Play exceeds the level the site can sustain

### ***Education sites***

To account for curricular/extra-curricular use of education pitches it is likely that the carrying capacity at such sites will need to be adjusted. The only time this would not happen is when a school does not use its pitches at all and the sole use is community use. The adjustment is typically dependent on the amount of play carried out, the number of pitches on site and whether there is access to an on-site AGP.

In some cases, where there is no identified community use, there is little capacity to accommodate further play. Internal usage often exceeds recommended pitch capacity, which is further exacerbated by basic maintenance regimes that may not extend beyond grass cutting and line marking.

For both Birmingham and Solihull, pitch capacity at primary schools, secondary schools, colleges, universities and independent schools has been reduced on a site-by-site basis following consultation with the providers. Generally, capacity is reduced by one match equivalent session per pitch; however, in some cases, capacity is further reduced when it is known that a particular provider uses a particular pitch heavily. This also includes use of unattached school playing fields where it is known that such sites are in active use.

### ***Informal use***

Where information is known, informal and unofficial use of pitches has been factored into current play. This is especially the case at high-traffic open access sites such as Senneleys Park, Perry Hall Playing Fields and King Georges Field in Birmingham and Castle Bromwich Playing Fields and Elmdon Heath Recreation Ground in Solihull. It must be noted, however, that informal use of these sites is not recorded and it is therefore difficult to quantify on a site-by-site basis. Instead, it is recommended that open access sites be protected through an improved maintenance regime and through retaining some spare capacity to protect quality.

### ***Peak time***

Spare capacity can only be considered as actual spare capacity if pitches are available at peak time. In both Birmingham and Solihull, peak time is considered Sunday AM for all formats of play as this is when most teams access each pitch type.

## **BIRMINGHAM & SOLIHULL PLAYING PITCH ASSESSMENT**

---

There may be situations where, although a site is highlighted as potentially able to accommodate some additional play, this should not be recorded as spare capacity against the site. For example, a site may be managed to operate slightly below full capacity to ensure that it can cater for regular friendly matches and activities that take place but are difficult to quantify on a weekly basis.

The tables overleaf consider site-by-site the capacity of pitches to accommodate further play and determines if they can be deemed as having 'actual spare capacity'. A pitch is only said to have 'actual spare capacity' if it is available for community use and available at the peak time for that format of the game.

Pitches that are of a poor quality are not deemed to have actual spare capacity due to the already low carrying capacity of the pitches. Any identified spare capacity should be retained to relieve the pitches of use, which in turn will aid the improvement of pitch quality and attract increased demand.

School sites that are currently available for community use but unused are also not considered to have actual spare capacity as the full availability of these pitches cannot be determined. Further consultation with the providers is therefore recommended to fully understand community use aspects, i.e. are the pitches available during peak time, are they available throughout the playing season and are they affordable.

For Birmingham, see Table 2.27. For Solihull, see Table 2.28.

## BIRMINGHAM & SOLIHULL PLAYING PITCH ASSESSMENT

Table 2.27: Football pitch capacity analysis in Birmingham

Site ID	Site name	Postcode	Analysis area	Management	Type of tenure <sup>4</sup>	Pitch type	Pitch size	No. of pitches	Available for community use?	Agreed quality rating	Current play (match sessions)	Site capacity <sup>5</sup> (match sessions)	Overused (+), At Capacity (!) or Potential to Accommodate additional play (-)	Capacity available in peak period (match sessions)	Comments
2	Alcoa Sports Ground	B72 1XJ	Area 1	Sports Club	Secured	Adult		1	Yes	Standard	2	2		0	Played to capacity
						Youth	(9v9)	2	Yes	Standard	2	4	2	0	No spare capacity at peak time
10	Aston Old Edwardians Rugby Club	B44 0HP	Area 1	Sports Club	Secured	Adult		1	Yes	Good	0.5	3	2.5	1	Actual spare capacity at peak time
14	Banners Gate Primary School	B73 6UE	Area 1	School	Unsecured	Mini	(7v7)	1	No	Standard	0	3	3	-	Unavailable for community use
21	Bishop Vesey's Grammar School	B74 2NH	Area 1	School	Unsecured	Youth	(9v9)	1	Yes-unused	Standard	0	1	1	1	Actual spare capacity discounted due to being an unused education pitch
22	Bishop Walsh Catholic School	B76 1QT	Area 1	School	Secured	Adult		2	Yes	Standard	4	2	2	0	Overplayed
						Youth	(9v9)	2	Yes	Standard	1.5	2	0.5	0	No spare capacity at peak time
						Mini	(7v7)	2	Yes	Standard	2	6	4	0	Played to capacity at peak time
						Mini	(5v5)	5	Yes	Standard	3	15	12	0	No spare capacity at peak time
23	Boldmere Junior School	B73 5SD	Area 1	School	Unsecured	Mini	(7v7)	1	No	Poor	0	1	1	-	Unavailable for community use
24	Boldmere Sports and Social Club	B73 5HQ	Area 1	Sports Club	Secured	Adult		1	Yes	Good	2.5	3	0.5	0	No spare capacity at peak time
						Youth	(11v11)	1	Yes	Good	4	4		0	Played to capacity
						Youth	(9v9)	1	Yes	Good	4	4		0	Played to capacity
						Mini	(7v7)	2	Yes	Good	4	8	4	0	No spare capacity at peak time
29	Braemer Road Playing Fields	B73 6LN	Area 1	Council	Secured	Adult		2	Yes	Standard	1.5	2	0.5	0	Played to capacity at peak time and over marked
						Youth	(11v11)	1	Yes	Standard	1	1		0	Played to capacity
						Mini	(7v7)	3	Yes-unused	Standard	4	9	5	2	Actual spare capacity discounted due to being over marked
38	Castle Vale Football Stadium	B35 7BE	Area 1	Sports Club	Secured	Adult		2	Yes	Good	2.5	6	3.5	0	No spare capacity at peak time
						Youth	(11v11)	1	Yes	Standard	2	2		0	Played to capacity
						Youth	(9v9)	1	Yes	Standard	2	2		0	Played to capacity
						Mini	(7v7)	1	Yes	Standard	2	4	2	0	Played to capacity at peak time
						Mini	(5v5)	1	Yes	Standard	2	4	2	0	Played to capacity at peak time
45	Coppice Primary School	B75 6TJ	Area 1	School	Unsecured	Mini	(7v7)	1	Yes-unused	Standard	0	4	4	1	Actual spare capacity discounted due to being an unused education pitch
54	Erin Go Bragh Holly Lane Sport	B24 9LH	Area 1	Trust	Secured	Adult		2	Yes	Standard	6	5	1	0	Overplayed
55	Fairfax School	B75 7JT	Area 1	School	Unsecured	Mini	(5v5)	2	No	Standard	0	6	6	-	Unavailable for community use
59	Four Oaks Primary School	B74 4PA	Area 1	School	Unsecured	Mini	(7v7)	1	Yes-unused	Standard	0	3	3	1	Actual spare capacity discounted due to being unused education pitch
						Mini	(5v5)	1	Yes-unused	Standard	0	3	3	1	Actual spare capacity discounted due to being unused education pitch
60	Four Oaks Saints Cricket Club	B74 4LT	Area 1	Sports Club	Secured	Youth	(11v11)	1	Yes	Standard	1	2	1	0	No spare capacity at peak time
82	Hill West Primary School	B74 4LD	Area 1	School	Unsecured	Mini	(7v7)	2	No	Poor	0	2	2	-	Unavailable for community use
						Mini	(5v5)	1	No	Poor	0	1	1	-	Unavailable for community use
88	Hollyfield Primary School	B75 7SG	Area 1	School	Unsecured	Mini	(7v7)	1	Yes-unused	Standard	0	3	3	1	Actual spare capacity discounted due to being unused education pitch
89	Hollyfields Sports and Social Club	B24 0JT	Area 1	Sports Club	Secured	Adult		2	Yes	Good	4	6	2	0	No spare capacity at peak time
93	Jaffray Playing Fields	B24 8AZ	Area 1	Sports Club	Secured	Adult		1	Yes	Standard	3	2	1	0	Over marked pitch is overplayed
						Youth	(11v11)	1	Yes	Standard	3	2	1	0	Over marked pitch is overplayed
						Youth	(9v9)	1	Yes	Standard	2.5	2	0.5	0	Over marked pitch is overplayed
						Mini	(7v7)	1	Yes	Standard	3.5	4	0.5	0	No spare capacity at peak time

<sup>4</sup> Unless local information suggests otherwise it can be assumed that the availability of all pitches in Council, town and parish council and sports club ownership will be secure.

<sup>5</sup> Based on pitch quality The FA recommends a maximum number of match sessions to be accommodate per pitch type. Please refer to Section 2.4 for the full breakdown.

**BIRMINGHAM & SOLIHULL  
PLAYING PITCH ASSESSMENT**

Site ID	Site name	Postcode	Analysis area	Management	Type of tenure <sup>4</sup>	Pitch type	Pitch size	No. of pitches	Available for community use?	Agreed quality rating	Current play (match sessions)	Site capacity <sup>5</sup> (match sessions)	Overused (+), At Capacity (!) or Potential to Accommodate additional play (-)	Capacity available in peak period (match sessions)	Comments
96	John Willmott School	B75 7DY	Area 1	School	Unsecured	Adult		1	Yes-unused	Standard	0	1	1	1	Actual spare capacity discounted due to being an unused education pitch
						Youth	(9v9)	1	Yes-unused	Standard	0	1	1	1	Actual spare capacity discounted due to being an unused education pitch
						Mini	(5v5)	2	Yes-unused	Standard	0	6	6	2	Actual spare capacity discounted due to being an unused education pitch
107	King Georges Field	B73 6TQ	Area 1	Council	Secured	Adult		1	Yes	Standard	2.5	2	0.5	0	Overplayed due to over markings
						Youth	(11v11)	1	Yes	Standard	2	2	0	0	Played to capacity
						Youth	(9v9)	1	Yes	Standard	2.5	2	0.5	0	Overplayed due to over markings
						Mini	(7v7)	1	Yes	Standard	2.5	4	1.5	1	Spare capacity discounted due to being over marked
113	Kingsbury Community Leisure	B24 8RE	Area 1	School	Secured	Youth	(9v9)	1	No	Standard	0	2	2	-	Unavailable for community use
118	Little Sutton Primary School	B75 5NL	Area 1	School	Unsecured	Mini	(7v7)	1	No	Standard	0	4	4	-	Unavailable for community use
124	Maney Hill Primary School	B72 1JU	Area 1	School	Unsecured	Mini	(5v5)	1	No	Standard	0	4	4	-	Unavailable for community use
128	Mere Green Primary School	B75 5BL	Area 1	School	Unsecured	Mini	(7v7)	1	Yes	Standard	1	3	2	0	Played to capacity at peak time
						Youth	(11v11)	1	Yes	Standard	1	1	0	0	Played to capacity
130	Monmouth Drive	B73 6JQ	Area 1	School	Unsecured	Mini	(7v7)	2	Yes	Standard	2.5	6	3.5	0	Played to capacity at peak time
141	North Birmingham Academy	B44 0HF	Area 1	School	Unsecured	Adult		2	Yes	Standard	2.5	1	1.5	0.5	Overplayed
148	Coleshill Road Nurseries Sports Ground	B75 7BA	Area 1	Sports Club	Secured	Adult		1	Yes	Poor	0	1	1	1	Actual spare capacity discounted due to poor quality
150	Penns Lane Sports Ground	B76 1WF	Area 1	Community	Secured	Youth	(9v9)	1	Yes	Standard	5	2	3	0	Substantially overplayed
						Mini	(7v7)	1	Yes	Standard	0.5	4	3.5	0.5	Minimal actual spare capacity at peak time
						Mini	(5v5)	1	Yes	Standard	2	4	2	0	No spare capacity at peak time
151	Penns Primary School	B72 1BS	Area 1	School	Unsecured	Mini	(7v7)	1	No	Poor	0	2	2	-	Unavailable for community use
154	Plantsbrook School	B72 1RB	Area 1	School	Unsecured	Youth	(11v11)	1	No	Standard	0	1	1	-	Unavailable for community use
157	Rectory Park (Sutton United Football Club)	B75 7RS	Area 1	Sports Club	Secured	Adult		2	Yes	Standard	4	4	0	0	Played to capacity
						Youth	(9v9)	1	Yes	Standard	2	2	0	0	Played to capacity
						Mini	(7v7)	1	Yes	Standard	2	4	2	0	Played to capacity at peak time due to over markings
158	Rectory Park	B75 7RS	Area 1	Council	Secured	Adult		1	Yes	Standard	1	2	1	1.5	Actual spare capacity discounted to being over marked
						Youth	(11v11)	2	Yes	Standard	5.5	4	1.5	0	Overplayed
						Youth	(9v9)	3	Yes	Standard	2	6	4	2	Substantial actual spare capacity at peak time
						Mini	(5v5)	1	Yes	Standard	2	4	2	0	No spare capacity at peak time and over marked
205	Twickenham Park	B44 0LA	Area 1	School	Unsecured	Youth	(11v11)	1	Yes	Standard	1	1	0	0	Played to capacity
						Mini	(7v7)	1	Yes	Standard	1	3	2	0	No spare capacity at peak time
222	Grange Road Playing Fields	B24 0DG	Area 1	Council	Secured	Adult		2	Yes-unused	Standard	0	4	4	2	Actual spare capacity at peak time
223	Yenton Playing Fields	B24 0AQ	Area 1	Council	Secured	Adult		2	Yes	Standard	3	2	1	0	Overplayed
						Youth	(9v9)	1	Yes	Standard	0.5	1	0.5	0.5	Minimal actual spare capacity at peak time
						Mini	(7v7)	1	Yes	Standard	0.5	3	2.5	0.5	Minimal actual spare capacity at peak time
						Mini	(5v5)	1	Yes	Standard	1	3	2	0	No spare capacity at peak time
349	Gunter Primary School	B24 0RU	Area 1	School	Unsecured	Mini	(5v5)	1	No	Standard	0	3	3	-	Unavailable for community use
352	Marsh Hill Primary School	B23 7HY	Area 1	School	Unsecured	Mini	(5v5)	1	No	Standard	0	3	3	-	Unavailable for community use

**BIRMINGHAM & SOLIHULL  
PLAYING PITCH ASSESSMENT**

Site ID	Site name	Postcode	Analysis area	Management	Type of tenure <sup>4</sup>	Pitch type	Pitch size	No. of pitches	Available for community use?	Agreed quality rating	Current play (match sessions)	Site capacity <sup>5</sup> (match sessions)	Overused (+), At Capacity (!) or Potential to Accommodate additional play (-)	Capacity available in peak period (match sessions)	Comments
375	Romulus FC Training Academy	B75 7HU	Area 1	Sports Club	Secured	Adult		1	Yes	Standard	2	2		0	Played to capacity through club training
						Youth	(11v11)	1	Yes	Standard	2	2		0	Played to capacity through club training
376	Sorrel Park	B24 0RU	Area 1	Council	Secured	Youth	(9v9)	1	Yes	Standard	1	2	1	0	No spare capacity at peak time
3	Aldridge Road	B44 9DT	Area 2	Council	Secured	Adult		4	Yes	Standard	0.5	8	7.5	3.5	Substantial actual spare capacity at peak time
18	Benson Community School	B18 5TD	Area 2	School	Unsecured	Mini	(7v7)	1	Yes-unused	Standard	0	3	3	1	Actual spare capacity discounted due to being unused education pitch
34	Burford Road	B44 8JX	Area 2	Council	Secured	Adult		2	Yes	Standard	1.5	2	0.5	0.5	Minimal actual spare capacity at peak time
						Mini	(7v7)	2	Yes	Standard	2	6	4	0	No spare capacity at peak time
37	Cardinal Wiseman Catholic Technology College	B44 9SR	Area 2	School	Unsecured	Adult		2	Yes	Standard	0.5	2	1.5	1.5	Actual spare capacity at peak time
44	Cooksey Lane Playing Fields	B44 9QS	Area 2	Community	Secured	Adult		4	Yes	Standard	5.5	8	2.5	0	No spare capacity at peak time
						Mini	(7v7)	1	Yes	Standard	2	4	2	0	No spare capacity at peak time
69	Great Barr School (Leisure Centre)	B44 8NU	Area 2	School	Secured	Adult		4	Yes	Standard	1	4	3	3	Substantial actual spare capacity at peak time
						Mini	(7v7)	1	Yes-unused	Standard	0	3	3	1	Actual spare capacity discounted due to being unused education pitch
74	Hamstead Hall Academy	B20 1HL	Area 2	School	Unsecured	Adult		1	Yes	Standard	1	1		0	Played to capacity
						Mini	(7v7)	1	Yes	Standard	0.5	3	2.5	0.5	Minimal spare capacity at peak time
75	Handsworth Wood Girls' Academy	B20 2HL	Area 2	School	Unsecured	Youth	(9v9)	1	No	Standard	0	2	2	-	Unavailable for community use
87	Holford Drive Community Sports Hub	B42 2TU	Area 2	Trust	Secured	Adult		3	Yes	Standard	5.5	3	2.5	0	Substantially overplayed due to club and school use
						Youth	(9v9)	1	Yes	Standard	2	2		0	Played to capacity
91	Holy Trinity Catholic Media Arts College	B10 0AX	Area 2	School	Unsecured	Adult		1	No	Standard	0	1	1	-	Unavailable for community use
100	King Edward VI Handsworth School	B21 9AR	Area 2	School	Unsecured	Youth	(11v11)	1	No	Standard	0.5	1	0.5	-	Unavailable for community use
						Mini	(7v7)	2	No	Standard	0	6	6	-	Unavailable for community use
135	Nechells Community Sports Centre	B7 5DT	Area 2	Council	Secured	Adult		1	Yes	Standard	2.5	2	0.5	0	Overplayed
						Mini	(7v7)	1	Yes-unused	Standard	0	4	4	1	Actual spare capacity at peak time
152	Perry Hall Playing Fields	B42 2NF	Area 2	Council	Secured	Adult		4	Yes	Poor	1	8	7	2	Actual spare capacity discounted due to poor quality
161	Rookery School and Childrens Centre	B21 9PY	Area 2	School	Unsecured	Mini	(7v7)	1	Yes-unused	Standard	0	3	3	1	Actual spare capacity discounted due to being an unused education pitch
173	St Andrew's Stadium (Birmingham City Football Club)	B9 4RL	Area 2	Sports Club	Secured	Adult		1	No	Good	0.5	3	2.5	-	Unavailable for community use
174	St Chads Catholic Primary School	B19 3XD	Area 2	School	Unsecured	Mini	(7v7)	1	No	Standard	0	3	3	-	Unavailable for community use
186	Sundridge Primary School	B44 9NY	Area 2	School	Unsecured	Adult		1	Yes	Standard	1.5	1	0.5	0	No spare capacity at peak time
195	The Pavilion	B6 7AA	Area 2	Commercial	Secured	Adult		9	Yes	Standard	20	18	2	0	Substantially overplayed
						Youth	(11v11)	1	Yes	Standard	4	2	2	0	Substantially overplayed
						Youth	(9v9)	1	Yes	Standard	4	2	2	0	Substantially overplayed
						Mini	(7v7)	1	Yes	Standard	6	4	2	0	Substantially overplayed
207	Villa Park (Aston Villa Football Club)	B6 6HE	Area 2	Sports Club	Secured	Adult		1	No	Good	1	3	2	-	Unavailable for community use
214	Wood Lane Playing Fields	B20 2AT	Area 2	Council	Secured	Adult		1	Yes	Standard	1	1		0	Played to capacity
						Youth	(11v11)	1	Yes	Standard	1	1		0	Played to capacity
						Youth	(9v9)	1	Yes	Standard	1	1		0	Played to capacity
						Mini	(7v7)	1	Yes	Poor	1	1		0	Played to capacity
						Mini	(5v5)	1	Yes	Poor	1	1		0	Played to capacity



**BIRMINGHAM & SOLIHULL  
PLAYING PITCH ASSESSMENT**

Site ID	Site name	Postcode	Analysis area	Management	Type of tenure <sup>4</sup>	Pitch type	Pitch size	No. of pitches	Available for community use?	Agreed quality rating	Current play (match sessions)	Site capacity <sup>5</sup> (match sessions)	Overused (+), At Capacity (!) or Potential to Accommodate additional play (-)	Capacity available in peak period (match sessions)	Comments
334	Maryvale Catholic Primary School	B44 9AG	Area 2	School	Unsecured	Mini	(7v7)	1	No	Standard	0	3	3	-	Unavailable for community use
342	Kingsland Primary School	B44 9PU	Area 2	School	Unsecured	Mini	(7v7)	1	No	Standard	0	3	3	-	Unavailable for community use
344	The Oratory Roman Catholic Primary School	B16 9ER	Area 2	School	Unsecured	Mini	(7v7)	1	Yes-unused	Standard	0	3	3	1	Actual spare capacity discounted due to being an unused education pitch
359	St Edmunds Catholic Primary School	B18 7PA	Area 2	School	Unsecured	Mini	(5v5)	1	Yes-unused	Standard	0	3	3	1	Actual spare capacity discounted due to being an unused education pitch
372	Hilltop Field (St John Wall Catholic School)	B21 8HL	Area 2	School	Unsecured	Adult		1	No	Standard	0	1	1	-	Unavailable for community use
413	Summerfield Primary School	B18 4EE	Area 2	School	Unsecured	Mini	(7v7)	1	No	Standard	0	3	3	-	Unavailable for community use
6	Ark Kings Academy	B38 9DE	Area 3	School	Unsecured	Youth	(11v11)	2	No	Standard	0	2	2	-	Unavailable for community use
						Mini	(5v5)	2	No	Standard	0	6	6	-	Unavailable for community use
13	Austin Sports and Social Club	B31 2SF	Area 3	Sports Club	Secured	Adult		2	Yes	Poor	1	2	1	1.5	Actual spare capacity discounted due to poor quality
15	Bartley Green Community Leisure Centre	B32 3QJ	Area 3	Council	Secured	Youth	(11v11)	1	Yes-unused	Standard	0	2	2	1	Actual spare capacity at peak time
17	Belton Road Playing Fields	B45 9PD	Area 3	School	Unsecured	Adult		1	Yes-unused	Standard	0	1	1	1	Actual spare capacity discounted due to being an unused education pitch
						Youth	(11v11)	1	Yes-unused	Standard	0	1	1	1	Actual spare capacity discounted due to being an unused education pitch
19	Billesley Common	B13 0JD	Area 3	Council	Secured	Adult		3	Yes	Standard	2	6	4	0.5	Minimal actual spare capacity at peak time
27	Bournville Cricket Club	B30 2LP	Area 3	Sports Club	Secured	Adult		3	Yes	Standard	0.5	6	5.5	0.5	Actual spare capacity discounted due to over marking cricket outfield
						Youth	(11v11)	1	Yes	Standard	1	2	1	0.5	Actual spare capacity discounted due to over marking cricket outfield
						Youth	(9v9)	1	Yes	Standard	1	2	1	0.5	Actual spare capacity discounted due to over marking cricket outfield
						Mini	(7v7)	2	Yes	Standard	1	4	3	0.5	Actual spare capacity discounted due to over marking cricket outfield
30	Broadmeadow Junior School	B30 3QJ	Area 3	School	Unsecured	Youth	(9v9)	1	No	Poor	0	0		-	Unavailable for community use and played to capacity
35	Cadbury Sixth Form College	B38 8QT	Area 3	School	Unsecured	Youth	(11v11)	1	No	Poor	0	0		-	Unavailable for community use and played to capacity
40	Cofton Park	B45 8UN	Area 3	Council	Secured	Adult		4	Yes	Standard	1	8	7	3	Substantial actual spare capacity at peak time
41	Cofton Primary School	B31 4ST	Area 3	School	Unsecured	Youth	(9v9)	1	No	Standard	0	1	1	-	Unavailable for community use
43	Colmers Farm Junior School	B45 9PB	Area 3	School	Unsecured	Mini	(5v5)	1	No	Standard	0	3	3	-	Unavailable for community use
52	Elmdon Playing Field	B29 7LF	Area 3	Club	Secured	Adult		1	Yes	Standard	1.5	1	0.5	0	Overplayed
						Mini	(7v7)	1	Yes	Standard	1	3	2	0.5	Minimal spare capacity at peak time
						Mini	(5v5)	1	Yes	Standard	1	3	2	0.5	Minimal spare capacity at peak time
62	Frankley Community High School (Balaam Wood School)	B45 0EU	Area 3	School	Unsecured	Adult		2	No	Standard	0	2	2	-	Unavailable for community use
63	George Dixon Academy	B16 9GD	Area 3	School	Unsecured	Adult		2	Yes-unused	Standard	0	2	2	2	Actual spare capacity discounted due to being an unused education pitch
70	Green Meadow Primary School	B29 4EE	Area 3	School	Unsecured	Mini	(7v7)	1	Yes-unused	Standard	0	3	3	1	Actual spare capacity discounted due to being an unused education pitch

## BIRMINGHAM & SOLIHULL PLAYING PITCH ASSESSMENT

Site ID	Site name	Postcode	Analysis area	Management	Type of tenure <sup>6</sup>	Pitch type	Pitch size	No. of pitches	Available for community use?	Agreed quality rating	Current play (match sessions)	Site capacity <sup>7</sup> (match sessions)	Overused (+), At Capacity (!) or Potential to Accommodate additional play (-)	Capacity available in peak period (match sessions)	Comments
72	Grove Road	B14 6ST	Area 3	Council	Secured	Youth	(9v9)	1	Yes	Standard	2.5	1	1.5	0	Overplayed
						Mini	(7v7)	1	Yes	Standard	3	3		0	Played to capacity at peak time and overall
76	Harborne Cricket Club	B10 9HN	Area 3	Sports Club	Secured	Youth	(9v9)	1	Yes	Standard	1	2	1	0	No spare capacity at peak time and over marked on cricket outfield
						Mini	(7v7)	1	Yes	Standard	2.5	4	1.5	0	No spare capacity at peak time and over marked on cricket outfield
						Mini	(5v5)	1	Yes	Standard	2	4	2	0	No spare capacity at peak time and over marked on cricket outfield
80	Highfield Farm	B32 1QT	Area 3	Council	Secured	Adult		2	Yes	Poor	0.5	1	0.5	0.5	Actual spare capacity discounted due to poor quality
109	King's Heath Cricket and Sports Club	B14 6DT	Area 3	Sports Club	Secured	Youth	(11v11)	1	Yes	Standard	3	2	1	0	Overplayed and over marked on cricket outfield
						Youth	(9v9)	1	Yes	Standard	0.5	2	1.5	1	Spare capacity discounted due to over marking cricket outfield
110	Kings Heath School	B13 0RJ	Area 3	School	Unsecured	Adult		1	No	Standard	0	1	1	-	Unavailable for community use
						Youth	(9v9)	1	No	Standard	0	1	1	-	Unavailable for community use
111	Kings Norton Boys School	B30 1DY	Area 3	School	Unsecured	Adult		2	Yes	Standard	2.5	2	0.5	0	Overplayed
						Mini	(7v7)	1	Yes	Standard	3	3		0	Played to capacity
112	Kings Norton Playing Fields	B30 3EU	Area 3	Council	Secured	Adult		1	Yes	Standard	2.5	2	0.5	0	Overplayed
						Youth	(9v9)	2	Yes	Standard	1.5	3	2.5	0.5	Minimal actual spare capacity at peak time
						Mini	(7v7)	2	Yes	Standard	3.5	8	4.5	0	Played to capacity at peak time
116	Leyhill	B31 1TT	Area 3	Council	Secured	Adult		2	Yes	Poor	0.5	2	1.5	1.5	Spare capacity discounted due to poor quality
119	Lordwood Schools	B17 8BJ	Area 3	School	Secured	Youth	(11v11)	3	Yes	Poor	2	3	1	2.5	Actual spare capacity discounted due to poor quality and one pitch being a dual use rugby union pitch
129	Merrits Brook	B31 1PD	Area 3	School	Unsecured	Youth	(11v11)	1	Yes	Standard	1.5	1	0.5	0	Overplayed
						Mini	(7v7)	1	Yes-unused	Standard	0	2	2	1	Actual spare capacity discounted due to being unused education pitch
146	Our Lady of Fatima Catholic Primary School	B17 8TR	Area 3	School	Unsecured	Mini	(5v5)	1	No	Standard	0	3	3	-	Unavailable for community use
149	Pebble Mill	B29 7QE	Area 3	School	Unsecured	Adult		2	Yes	Standard	1.5	3	0.5	0.5	Actual spare capacity at peak time
159	Rednal Hill Junior School	B45 8QY	Area 3	School	Unsecured	Youth	(9v9)	1	No	Standard	0	1	1	-	Unavailable for community use
163	Selly Park Recreation Ground	B29 6HQ	Area 3	Council	Secured	Adult		2	Yes	Standard	1	4	3	1	Actual spare capacity at peak time
						Youth	(9v9)	1	Yes	Standard	1	2	1	0.5	Minimal actual spare capacity at peak time
						Mini	(5v5)	1	Yes-unused	Standard	0	4	4	1	Actual spare capacity at peak time
164	Senneleys Park	B32 3BA	Area 3	Council	Secured	Adult		1	Yes	Standard	1	2	1	0.5	Minimal actual spare capacity at peak time
						Youth	(11v11)	5	Yes	Standard	2	10	8	4	Substantial actual spare capacity at peak time
167	Shenley Academy	B29 4HE	Area 3	School	Unsecured	Adult		2	No	Standard	0	2	2	-	Unavailable for community use
						Youth	(11v11)	3	No	Standard	0	3	3	-	Unavailable for community use
						Mini	(5v5)	3	No	Standard	0	9	9	-	Unavailable for community use

<sup>6</sup> Unless local information suggests otherwise it can be assumed that the availability of all pitches in Council, town and parish council and sports club ownership will be secure.

<sup>7</sup> Based on pitch quality The FA recommends a maximum number of match sessions to be accommodate per pitch type. Please refer to Section 2.4 for the full breakdown.



## BIRMINGHAM & SOLIHULL PLAYING PITCH ASSESSMENT

Site ID	Site name	Postcode	Analysis area	Management	Type of tenure <sup>8</sup>	Pitch type	Pitch size	No. of pitches	Available for community use?	Agreed quality rating	Current play (match sessions)	Site capacity <sup>9</sup> (match sessions)	Overused (+), At Capacity (!) or Potential to Accommodate additional play (-)	Capacity available in peak period (match sessions)	Comments
168	Shenley Lane Community Association	B29 4JH	Area 3	Community	Secured	Adult		1	Yes	Standard	3	2	1	0	Overplayed and over marked
						Youth	(11v11)	1	Yes	Standard	0.5	2	1.5	0.5	Minimal actual spare capacity at peak time
						Youth	(9v9)	1	Yes	Standard	1	2	1	0	No spare capacity at peak time
						Mini	(7v7)	1	Yes	Standard	4.5	4	0.5	0	Overplayed and over marked
175	St Edwards Catholic Primary School	B29 7PN	Area 3	School	Unsecured	Mini	(5v5)	2	No	Standard	0	6	6	-	Unavailable for community use
181	St Laurence CE Junior School	B31 2DJ	Area 3	School	Unsecured	Youth	(9v9)	1	Yes-unused	Standard	0	1	1	1	Actual spare capacity discounted due to being an unused education pitch
193	The Blue Coat School	B17 OHR	Area 3	School	Unsecured	Mini	(7v7)	1	No	Standard	0	3	2	-	Unavailable for community use
						Mini	(5v5)	3	No	Standard	0	9	9	-	Unavailable for community use
196	The Priory School	B15 2UR	Area 3	School	Unsecured	Adult		1	No	Standard	0	1	1	-	Unavailable for community use
198	The University of Birmingham (Charles Gillett Centre)	B29 6LG	Area 3	University	Unsecured	Adult		2	No	Standard	0	2	2	-	Unavailable for community use
199	The University of Birmingham (Metchley Lane)	B17 OJA	Area 3	University	Secured	Adult		5	Yes	Good	7	7			Played to capacity
200	Wast Hills Training Ground	B38 9EL	Area 3	Sports Club	Secured	Adult		8	No	Good	-	24		-	Unavailable for community use
						Youth	(9v9)	1	No	Good	-	4		-	Unavailable for community use
						Mini	(7v7)	2	No	Good	-	12		-	Unavailable for community use
						Mini	(5v5)	3	No	Good	-	18		-	Unavailable for community use
203	Transport Stadium (West Midlands Travel)	B13 OST	Area 3	Sports Club	Unsecured	Adult		3	Yes	Good	5	9	4	0.5	Retain minimal actual spare capacity to protect quality
204	Triplex Sports Association	B38 8SS	Area 3	Sports Club	Secured	Adult		1	Yes	Standard	2	2		0	Played to capacity
215	Woodgate Valley	B32 3DS	Area 3	Council	Secured	Adult		2	Yes	Poor	0.5	2	1.5	1.5	Actual spare capacity discounted due to poor quality
						Mini	(7v7)	1	Yes-unused	Poor	0	2	2	1	Actual spare capacity discounted due to poor quality
219	Yardley Wood Playing Field (Maypole Football Club)	B14 4HQ	Area 3	Sports Club	Unsecured	Mini	(7v7)	2	Yes	Poor	1	2	1	0	No spare capacity at peak time
						Mini	(5v5)	2	Yes	Poor	2	4	2	0	No spare capacity at peak time
220	Yardley Wood Playing Field	B14 4HQ	Area 3	Council	Secured	Adult		1	Yes	Poor	1	1		0	Played to capacity
						Youth	(11v11)	1	Yes	Standard	2	2		0	Played to capacity
						Youth	(9v9)	2	Yes	Standard	4	4		0	Played to capacity
311	Richmond Hill	B15 3RJ	Area 3	Private	Unsecured	Youth	(9v9)	1	Yes	Standard	1	2	1.5	0	Played to capacity at peak time
315	West Midlands Police Sports and Social Club (Tally Ho)	B5 7RN	Area 3	Private	Unsecured	Adult		1	Yes	Standard	0.5	2	1.5	1	Actual spare capacity discounted due to private nature of site
332	Bells Farm Primary School	B14 5QP	Area 3	School	Unsecured	Mini	(5v5)	1	No	Standard	0	3	3	-	Unavailable for community use
337	Albert Bradbeer Primary Academy	B31 4RD	Area 3	School	Unsecured	Mini	(5v5)	1	No	Standard	0	3	3	-	Unavailable for community use
368	Rowheath Pavilion	B30 1HH	Area 3	Community	Secured	Adult		3	Yes	Standard	9	6	3	0	Substantially over played
						Youth	(9v9)	1	Yes	Standard	2	2		0	Played to capacity
						Mini	(5v5)	2	Yes	Standard	3.5	8	4.5	0	No spare capacity at peak time
371	Victoria Common	B31 2BB	Area 3	Council	Secured	Youth	(9v9)	1	Yes	Poor	1	1		0	Played to capacity
						Mini	(7v7)	1	Yes	Poor	1	2	1	0	No spare capacity at peak time
32	Brockhurst Road Playing Field	B36 8JB	Area 4	Council	Secured	Adult		2	Yes	Standard	2.5	2	0.5	0	Overplayed
						Youth	(9v9)	1	Yes	Standard	1	1		0	Played to capacity
						Mini	(7v7)	1	Yes	Standard	2	3	1	0	Played to capacity at peak time
						Mini	(5v5)	1	Yes	Standard	1	3	2	0	Played to capacity at peak time

<sup>8</sup> Unless local information suggests otherwise it can be assumed that the availability of all pitches in Council, town and parish council and sports club ownership will be secure.

<sup>9</sup> Based on pitch quality The FA recommends a maximum number of match sessions to be accommodate per pitch type. Please refer to Section 2.4 for the full breakdown.

## BIRMINGHAM & SOLIHULL PLAYING PITCH ASSESSMENT

Site ID	Site name	Postcode	Analysis area	Management	Type of tenure <sup>10</sup>	Pitch type	Pitch size	No. of pitches	Available for community use?	Agreed quality rating	Current play (match sessions)	Site capacity <sup>11</sup> (match sessions)	Overused (+), At Capacity (!) or Potential to Accommodate additional play (-)	Capacity available in peak period (match sessions)	Comments
36	Calthorpe Park	B12 9LJ	Area 4	Council	Secured	Adult		2	Yes	Standard	2	4	2	0	No spare capacity at peak time
						Mini	(7v7)	1	Yes	Standard	0.5	4	2.5	0.5	Minimal actual spare capacity at peak time
39	Cockshut Hill Technology College	B26 2AU	Area 4	School	Unsecured	Adult		1	No	Poor	0	0		-	Unavailable for community use
						Youth	(9v9)	1	No	Poor	0	0		-	Unavailable for community use
57	Flaxley Road Playing Fields	B33 9EX	Area 4	Council	Secured	Adult		1	Yes	Standard	1	1		0	Played to capacity
						Youth	(11v11)	1	Yes	Standard	2.5	1	1.5	0	Overplayed
						Mini	(7v7)	2	Yes	Standard	1	2	1	0	No spare capacity at peak time
64	Gilberstone Recreation Ground	B26 1TJ	Area 4	Council	Secured	Adult		1	Yes-unused	Standard	0	2	2	1	Actual spare capacity at peak time
68	Golden Hillock Sports Ground (Ackers Trust)	B11 2PJ	Area 4	Council	Secured	Adult		2	Yes	Standard	0.5	4	3.5	2	Significant actual spare capacity at peak time
77	Heathlands Primary School	B34 6NB	Area 4	School	Unsecured	Mini	(5v5)	2	No	Standard	0	6	6	-	Unavailable for community use
78	Heybarnes Recreation Ground	B10 9HN	Area 4	Council	Secured	Adult		2	Yes	Poor	1.5	2	0.5	1	Actual spare capacity discounted due to poor quality
86	Holdens Lane Complex	B13 8NL	Area 4	Council	Secured	Adult		1	Yes	Standard	0.5	2	1.5	0.5	Minimal actual spare capacity at peak time
102	King Edward VI Sheldon Heath Academy (KESH Academy)	B26 2RZ	Area 4	School	Unsecured	Adult		2	Yes	Standard	1.5	2	0.5	0.5	Retain minimal spare capacity for school use
106	King George V Playing Fields	B26 3TU	Area 4	Council	Secured	Adult		1	Yes	Poor	1	1		0	Played to capacity
120	Lucozade Powerleague Soccer Centre (Sedgemere Road)	B26 2AX	Area 4	Commercial	Secured	Adult		1	Yes	Standard	1.5	2	0.5	0	Played to capacity at peak time
123	Mackadown Sports and Social Club	B33 0JG	Area 4	Community	Secured	Adult		1	Yes	Standard	0.5	2	1.5	0.5	Minimal actual spare capacity at peak time
126	Mapledene Primary School	B26 3XE	Area 4	School	Unsecured	Mini	(7v7)	1	No	Standard	0	4	4	-	Unavailable for community use
131	Moor Green Playing Field (Britannic Park)	B13 8NE	Area 4	Council	Secured	Adult		1	Yes	Standard	0.5	2	1.5	1	Actual spare capacity at peak time
						Mini	(7v7)	1	Yes-unused	Standard	0	4	4	1	Actual spare capacity at peak time
134	Moseley School Health and Fitness Centre	B13 9LR	Area 4	School	Unsecured	Adult		1	No	Standard	0	1	1	-	Unavailable for community use
140	Norman Chamberlain Playing Field	B34 7SA	Area 4	Council	Secured	Adult		2	Yes	Poor	1	2	1	1	Actual spare capacity discounted due to poor quality
						Youth	(11v11)	1	Yes	Poor	1	1		0	Played to capacity
						Mini	(5v5)	1	Yes	Poor	1.5	2	0.5	0	No spare capacity at peak time
142	Oaklands Recreation Ground	B25 8AS	Area 4	Council	Secured	Adult		3	Yes	Standard	2	6	4	1.5	Actual spare capacity at peak time
						Youth	(9v9)	1	Yes	Standard	1	2	1	0.5	Minimal actual spare capacity at peak time
155	Queensbridge School	B13 8QB	Area 4	School	Unsecured	Adult		1	No	Standard	0	1	1	-	Unavailable for community use
162	Saltley Health and Wellbeing Centre	B9 5YD	Area 4	Council	Secured	Adult		5	Yes	Standard	7.5	10	2.5	0	No spare capacity at peak time
165	Shard End No6 Playing Field	B34 7SD	Area 4	Council	Secured	Adult		2	Yes	Standard	2	2		0	Played to capacity
						Youth	(11v11)	1	Yes	Standard	1	1		0	Played to capacity
						Youth	(9v9)	1	Yes	Standard	1	1		0	Played to capacity
						Mini	(7v7)	1	Yes	Standard	1	3	2	0.5	Minimal actual spare capacity at peak time
						Mini	(5v5)	1	Yes	Standard	1.5	3	1.5	0.5	Minimal actual spare capacity at peak time
194	The Oval Primary School	B33 8JG	Area 4	School	Unsecured	Mini	(5v5)	1	No	Standard	0	3	3	-	Unavailable for community use

<sup>10</sup> Unless local information suggests otherwise it can be assumed that the availability of all pitches in Council, town and parish council and sports club ownership will be secure.

<sup>11</sup> Based on pitch quality The FA recommends a maximum number of match sessions to accommodate per pitch type. Please refer to Section 2.4 for the full breakdown.

## BIRMINGHAM & SOLIHULL PLAYING PITCH ASSESSMENT

Site ID	Site name	Postcode	Analysis area	Management	Type of tenure <sup>12</sup>	Pitch type	Pitch size	No. of pitches	Available for community use?	Agreed quality rating	Current play (match sessions)	Site capacity <sup>13</sup> (match sessions)	Overused (+), At Capacity (/) or Potential to Accommodate additional play (-)	Capacity available in peak period (match sessions)	Comments
201	Timberley Academy	B34 7RL	Area 4	School	Secured	Mini	(7v7)	2	Yes-unused	Standard	0	7	7	2	Actual spare capacity discounted due to being an unused education pitch
208	Wake Green Playing Fields	B13 9JS	Area 4	Council	Secured	Adult		3	Yes	Standard	0.5	6	5.5	2.5	Actual spare capacity at peak time
210	Washwood Heath Academy	B8 2AS	Area 4	School	Unsecured	Adult		2	Yes-unused	Standard	0	3	3	2	Actual spare capacity discounted due being over marked and at an unused education site
						Youth	(9v9)	2	Yes-unused	Standard	0	3	3	2	Actual spare capacity discounted due being over marked and at an unused education site
218	Yardley and District Rugby Club	B34 6HE	Area 4	Sports Club	Secured	Adult		1	Yes	Standard	0.5	2	1.5	0.5	Spare capacity discounted due to dual use rugby union
221	Yardleys School	B11 3EY	Area 4	School	Unsecured	Adult		1	No	Standard	0	1	1	-	Unavailable for community use
308	Willclare Sports Ground	B26 2NX	Area 4	Sports Club	Secured	Adult		1	Yes	Standard	1.5	2	0.5	0.5	Actual spare capacity discounted due to being over marked
						Mini	(7v7)	1	Yes	Standard	3	4	1	0	No spare capacity at peak time and over marked
333	Lea Forest Primary Academy	B33 9RD	Area 4	School	Unsecured	Mini	(7v7)	1	No	Standard	0	3	3	-	Unavailable for community use
343	Moseley Church of England Primary School	B13 9EH	Area 4	School	Unsecured	Mini	(7v7)	1	Yes-unused	Standard	0	3	3	1	Actual spare capacity discounted due to being an unused education pitch
361	Stechford Primary School	B33 8SJ	Area 4	School	Unsecured	Mini	(5v5)	1	No	Standard	0	3	3	-	Unavailable for community use

<sup>12</sup> Unless local information suggests otherwise it can be assumed that the availability of all pitches in Council, town and parish council and sports club ownership will be secure.

<sup>13</sup> Based on pitch quality The FA recommends a maximum number of match sessions to accommodate per pitch type. Please refer to Section 2.4 for the full breakdown.

## BIRMINGHAM & SOLIHULL PLAYING PITCH ASSESSMENT

Table 2.28: Football pitch capacity analysis in Solihull

Site ID	Site name	Postcode	Analysis area	Management	Type of tenure <sup>14</sup>	Pitch type	Pitch size	No. of pitches	Available for community use?	Agreed quality rating	Current play (match sessions)	Site capacity <sup>15</sup> (match sessions)	Overused (+), At Capacity (/) or Potential to Accommodate additional play (-)	Capacity available in peak period (match sessions)	Comments
224	Alderbrook School	B91 1SN	Central	School	Unsecured	Adult		1	No	Standard	0	1	1	-	Unavailable for community use
						Youth	(9v9)	1	No	Standard	0	1	1	-	Unavailable for community use
						Mini	(5v5)	3	No	Standard	0	9	9	-	Unavailable for community use
225	Alternated Technology Group Stadium (Solihull Moors Football Club)	B91 2PP	Central	Sports Club	Secured	Adult		1	Yes	Good	1.5	3	1.5	1	Retain spare capacity to protect quality
						Youth	(11v11)	1	Yes	Standard	1	2	1	0	No spare capacity at peak time
230	Barn Lane Recreation Ground	B92 7ND	Central	Council	Secured	Adult		2	Yes	Standard	0.5	4	3.5	1.5	Actual spare capacity at peak time
240	Colebrook Recreation Ground	B90 1AF	Central	Council	Secured	Adult		1	Yes-unused	Standard	0	2	2	1	Actual spare capacity at peak time
244	Elmdon Heath Recreation Ground	B91 2RD	Central	Council	Secured	Adult		5	Yes	Poor	1.5	5	3.5	3.5	Actual spare capacity discounted due to poor quality
						Mini	(7v7)	2	Yes	Poor	0.5	4	3.5	1.5	Actual spare capacity discounted due to poor quality
245	Elmdon Park	B92 9EY	Central	Council	Secured	Adult		1	Yes-unused	Poor	0	2	2	1	Actual spare capacity discounted due to poor quality
246	Eversfield Preparatory School	B91 1AT	Central	School	Unsecured	Mini	(7v7)	1	No	Standard	0	3	3	-	Unavailable for community use
254	Hillfield Park	B91 3LU	Central	Council	Secured	Adult		3	Yes	Poor	1	3	3	-	Played to capacity
262	Langley School	B92 7ER	Central	School	Unsecured	Adult		1	No	Standard	0	1	1	-	Unavailable for community use
						Youth	(9v9)	1	No	Standard	0	1	1	-	Unavailable for community use
263	Light Hall School	B90 2PZ	Central	School	Unsecured	Adult		2	Yes	Standard	1.5	2	0.5	0.5	Retain minimal spare capacity for school use
264	Lode Heath School	B91 2HW	Central	School	Unsecured	Adult		1	Yes	Standard	1	1		0	Played to capacity
266	Lyndon Playing Field	B92 7PW	Central	Council	Secured	Adult		4	Yes	Standard	1	8	7	3.5	Substantial actual spare capacity at peak time
267	Lyndon School	B92 8EJ	Central	School	Unsecured	Adult		2	No	Standard	0	2	2	-	Unavailable for community use
						Youth	(9v9)	1	No	Standard	0	1	1	-	Unavailable for community use
						Mini	(7v7)	4	No	Standard	0	12	12	-	Unavailable for community use
276	Olton Jubilee Park	B92 8QJ	Central	Council	Secured	Adult		1	Yes-unused	Standard	0	2	2	1	Actual spare capacity at peak time
277	Palmers Rough Recreation Ground	B90 3LH	Central	Council	Secured	Adult		2	Yes	Standard	1	2	2	0	No spare capacity at peak time
286	Solihull Municipal Club	B91 3LE	Central	Community	Secured	Adult		1	Yes-unused	Poor	0.5	1	0.5	0.5	Spare capacity discounted due to being over marked and poor quality
						Youth	(9v9)	1	Yes	Poor	0.5	1	0.5	0.5	Spare capacity discounted due to being over marked and poor quality
287	Solihull School	B91 3DJ	Central	School	Unsecured	Youth	(9v9)	2	No	Standard	0	2	2	-	Unavailable for community use
						Mini	(7v7)	2	No	Good	0	10	10	-	Unavailable for community use
288	Solihull Sixth Form College	B91 3WR	Central	School	Unsecured	Adult		2	No	Poor	0	1	1	-	Unavailable for community use
290	St Peters Catholic School	B91 3NZ	Central	School	Unsecured	Adult		2	Yes-unused	Standard	0	2	2	2	Actual spare capacity discounted due to being an unused education pitch
						Youth	(9v9)	1	Yes-unused	Standard	0	1	1	1	1
292	Land Rover Sports and Social Club	B92 9LN	Central	Commercial	Unsecured	Adult		4	Yes	Standard	10	8	2	0	Substantially overplayed
						Youth	(9v9)	1	Yes	Standard	2.5	2	0.5	0	Overplayed
						Mini	(7v7)	1	Yes	Standard	2	4	2	0	No spare capacity at peak time

<sup>14</sup> Unless local information suggests otherwise it can be assumed that the availability of all pitches in Council, town and parish council and sports club ownership will be secure.

<sup>15</sup> Based on pitch quality The FA recommends a maximum number of match sessions to be accommodate per pitch type. Please refer to Section 2.4 for the full breakdown.

**BIRMINGHAM & SOLIHULL  
PLAYING PITCH ASSESSMENT**

Site ID	Site name	Postcode	Analysis area	Management	Type of tenure <sup>14</sup>	Pitch type	Pitch size	No. of pitches	Available for community use?	Agreed quality rating	Current play (match sessions)	Site capacity <sup>15</sup> (match sessions)	Overused (+), At Capacity (/) or Potential to Accommodate additional play (-)	Capacity available in peak period (match sessions)	Comments
295	Tudor Grange Academy	B91 3PD	Central	School	Unsecured	Adult		1	Yes-unused	Poor	0	0		0	Played to capacity through school use because of poor quality
						Mini	(7v7)	3	Yes-unused	Poor	0	3	3	3	Actual spare capacity discounted due to being an unused education pitch and poor quality
296	Tudor Grange Leisure Centre	B91 1NB	Central	Commercial	Secured	Adult		1	Yes	Standard	1.5	2	0.5	0.5	Retain minimal spare capacity for school use
335	Shirley Heath Junior School	B90 3DS	Central	School	Unsecured	Mini	(5v5)	1	Yes	Standard	0	3	3	1	Actual spare capacity discounted due to being an unused education pitch
303	Moseley Cricket Club	B90 2PE	Central	Sports Club	Secured	Adult		1	Yes	Standard	1	2	1	0	No spare capacity at peak time
348	Greswold Primary School	B91 2AZ	Central	School	Unsecured	Mini	(7v7)	1	No	Standard	0	3	3	-	Unavailable for community use
						Mini	(5v5)	1	No	Standard	0	3	3	-	Unavailable for community use
350	Haslucks Green Junior School	B90 2EJ	Central	School	Unsecured	Mini	(7v7)	1	Yes-unused	Standard	0	3	3	1	Actual spare capacity discounted due to being an unused education pitch
351	Langley Primary School	B92 7DJ	Central	School	Unsecured	Mini	(5v5)	2	Yes-unused	Poor	0	3	3	2	Actual spare capacity discounted due to being an unused education pitch and poor quality
354	Mill Lodge Primary School	B90 1BT	Central	School	Unsecured	Mini	(7v7)	1	Yes-unused	Standard	0	3	3	1	Actual spare capacity discounted due to being an unused education pitch
355	Oak Cottage Primary School	B91 1DY	Central	School	Unsecured	Mini	(5v5)	2	No	Standard	0	6	6	-	Unavailable for community use
356	Our Lady of the Wayside School	B90 4AY	Central	School	Unsecured	Mini	(7v7)	1	No	Poor	0	1	1	-	Unavailable for community use
357	Peterbrook Primary School	B90 1HR	Central	School	Unsecured	Mini	(7v7)	1	No	Standard	0	3	3	-	Unavailable for community use
358	St Andrew's Catholic Primary School	B92 8QL	Central	School	Unsecured	Mini	(7v7)	1	No	Standard	0	3	3	-	Unavailable for community use
360	St Margaret's C of E Voluntary Aided Primary School	B92 7RR	Central	School	Unsecured	Mini	(5v5)	1	No	Standard	0	3	3	-	Unavailable for community use
364	St Augustine's Primary School	B91 3NZ	Central	School	Unsecured	Youth	(9v9)	1	No	Standard	0	1	1	-	Unavailable for community use
365	Tanworth Lane Sports Ground	B90 4BY	Central	Sports Club	Secured	Adult		1	Yes	Poor	3	1	2	0	Substantially overplayed, in part due to being over marked
						Youth	(11v11)	1	Yes	Poor	3	1	2	0	Substantially overplayed, in part due to being over marked
						Youth	(9v9)	2	Yes	Poor	6	2	4	0	Substantially overplayed, in part due to being over marked
366	Silhill Football Club	B91 1RQ	Central	Sports Club	Secured	Adult		2	Yes	Standard	6	4	2	0	Substantially overplayed, in part due to one being over marked
						Youth	(9v9)	1	Yes	Standard	3.5	2	1	0	Overplayed due to being over marked
228	Babbsmill Park	B37 6LN	North	Council	Secured	Adult		3	Yes-unused	Standard	0	6	6	3	Substantial actual spare capacity
233	Bluebell Recreation Ground	B37 6SS	North	Council	Secured	Adult		3	Yes	Standard	1.5	6	4.5	1.5	Actual spare capacity at peak time
						Youth	(9v9)	1	Yes-unused	Standard	0	2	2	1	Actual spare capacity at peak time
						Mini	(7v7)	1	Yes-unused	Standard	0	4	4	1	Actual spare capacity at peak time
234	Castle Bromwich Playing Fields	B36 9PB	North	Parish Council	Secured	Youth	(9v9)	1	Yes	Standard	1.5	2	0.5	0	No spare capacity at peak time
						Adult		4	Yes	Standard	5.5	8	2.5	0	No spare capacity at peak time
						Mini	(7v7)	1	Yes	Standard	2.5	4	1.5	0	No spare capacity at peak time
237	Chelmsley Town Football Club	B37 3HW	North	Sports Club	Secured	Adult		1	Yes	Standard	2.5	2	0.5	0	Overplayed
						Youth	(9v9)	1	Yes	Standard	1.5	2	0.5	0	No spare capacity at peak time
						Mini	(5v5)	1	Yes	Standard	2.5	4	1.5	0	No spare capacity at peak time



**BIRMINGHAM & SOLIHULL  
PLAYING PITCH ASSESSMENT**

Site ID	Site name	Postcode	Analysis area	Management	Type of tenure <sup>16</sup>	Pitch type	Pitch size	No. of pitches	Available for community use?	Agreed quality rating	Current play (match sessions)	Site capacity <sup>17</sup> (match sessions)	Overused (+), At Capacity (/) or Potential to Accommodate additional play (-)	Capacity available in peak period (match sessions)	Comments
238	Chelmsley Wood Squash Club	B37 7NS	North	Sports Club	Secured	Adult		1	Yes	Standard	1.5	2	0.5	0.5	Minimal actual spare capacity at peak time
						Mini	(7v7)	1	Yes	Standard	0.5	4	3.5	0.5	Minimal actual spare capacity at peak time
						Mini	(5v5)	1	Yes	Standard	0.5	4	3.5	0.5	Minimal actual spare capacity
239	CTC Kinghurst Academy	B37 6NU	North	School	Secured	Adult		1	Yes	Standard	3.5	1	2.5	0	Substantially overplayed
						Youth	(9v9)	1	Yes	Standard	1.5	1	0.5	0	Overplayed
						Mini	(7v7)	2	Yes	Standard	2.5	2	0.5	0	Overplayed
						Mini	(5v5)	2	Yes	Standard	1.5	2	0.5	0.5	Retain minimal spare capacity for school use
247	Grace Academy	B37 5JS	North	School	Secured	Adult		2	Yes	Standard	3	2	1	0	Overplayed
						Mini	(7v7)	2	Yes	Standard	1	6	5	0	Played to capacity at peak time
249	Hampton Sports Club	B91 2RX	North	Sports Club	Secured	Adult		1	Yes	Good	4	3	1	0	Overplayed
						Youth	(11v11)	1	Yes	Standard	3	2	1	0	Overplayed
						Youth	(9v9)	1	Yes	Standard	1	2	1	0	No spare capacity at peak time
						Mini	(7v7)	1	Yes	Standard	2.5	4	1.5	0	No spare capacity at peak time and over marked
						Mini	(5v5)	1	Yes	Standard	2.5	4	1.5	0	No spare capacity at peak time and over marked
252	Heath Park	B37 6SS	North	Council	Secured	Adult		2	Yes	Standard	2	4	2	1	Actual spare capacity at peak time
256	John Henry Newman Catholic College	B37 5GA	North	School	Secured	Adult		1	Yes	Good	1	2	1	0.5	Retain minimal actual spare capacity to protect quality
						Youth	(11v11)	1	Yes	Good	1.5	3	1.5	0	No spare capacity at peak time
						Youth	(9v9)	1	Yes-unused	Good	0	3	3	1	Spare capacity discounted due to being over marked
						Mini	(7v7)	1	Yes-unused	Good	0	5	5	1	Spare capacity discounted due to being over marked
261	Lanchester Park	B36 9LP	North	Council	Secured	Adult		1	Yes	Standard	0.5	2	1.5	0.5	Minimal actual spare capacity at peak time
265	Lugtrout Lane	B91 2RX	North	Sports Club	Secured	Youth	(11v11)	1	Yes	Standard	2	2		0	Played to capacity
						Youth	(9v9)	1	Yes	Standard	2	2		0	Played to capacity
						Mini	(7v7)	2	Yes	Standard	1	8	7	0	No spare capacity at peak time
						Mini	(5v5)	1	Yes	Standard	1	4	3	0	No spare capacity at peak time
269	Marston Green Football Club	B37 7EL	North	Sports Club	Secured	Adult		1	Yes	Standard	2	2		0	Played to capacity
						Youth	(9v9)	1	Yes	Standard	1	2	1	0	No spare capacity at peak time
						Mini	(7v7)	1	Yes	Standard	1.5	4	2.5	0	No spare capacity at peak time
						Mini	(5v5)	1	Yes	Standard	2.5	4	1.5	0	No spare capacity at peak time
270	Marston Green Recreation Ground	B37 7ER	North	Parish Council	Secured	Adult		3	Yes	Standard	3.5	6	2.5	0	No spare capacity at peak time
272	Meriden Park	B37 5SD	North	Council	Secured	Adult		1	Yes	Standard	1	2	1	0	No spare capacity at peak time
278	Park Hall Academy	B36 9HF	North	School	Secured	Adult		2	Yes	Standard	0.5	2	1.5	1.5	Actual spare capacity at peak time
						Youth	(11v11)	2	Yes	Standard	0.5	2	1.5	1.5	Actual spare capacity at peak time
						Youth	(9v9)	5	Yes-unused	Standard	0	5	5	5	Actual spare capacity discounted due to being unused education pitch
283	Smiths Wood Playing Field	B36 0UE	North	Parish Council	Secured	Youth	(9v9)	1	Yes-unused	Standard	0	2	2	1	Actual spare capacity at peak time
284	Smiths Wood Sports College	B36 0UE	North	School	Secured	Adult		2	Yes-unused	Standard	0	2	2	2	Actual spare capacity discounted due to being unused education pitch

<sup>16</sup> Unless local information suggests otherwise it can be assumed that the availability of all pitches in Council, town and parish council and sports club ownership will be secure.

<sup>17</sup> Based on pitch quality The FA recommends a maximum number of match sessions to be accommodate per pitch type. Please refer to Section 2.4 for the full breakdown.

**BIRMINGHAM & SOLIHULL  
PLAYING PITCH ASSESSMENT**

Site ID	Site name	Postcode	Analysis area	Management	Type of tenure <sup>18</sup>	Pitch type	Pitch size	No. of pitches	Available for community use?	Agreed quality rating	Current play (match sessions)	Site capacity <sup>19</sup> (match sessions)	Overused (+), At Capacity (/) or Potential to Accommodate additional play (-)	Capacity available in peak period (match sessions)	Comments
293	The Pavilions	B37 6BX	North	Private	Unsecured	Adult		1	Yes	Standard	2.5	2	0.5	0	Overplayed
						Youth	(11v11)	1	Yes	Standard	2.5	2	0.5	0	Overplayed
						Mini	(7v7)	2	Yes	Standard	6	8	2	0	No spare capacity at peak time
						Mini	(5v5)	1	Yes	Standard	2	4	2	0	No spare capacity at peak time
336	St John the Baptist Catholic Primary School	B36 0QE	North	School	Unsecured	Mini	(7v7)	1	No	Standard	0	3	3	-	Unavailable for community use
341	Kingshurst Primary School	B37 6BN	North	School	Unsecured	Mini	(7v7)	1	No	Standard	0	3	3	-	Unavailable for community use
353	Marston Green Junior School	B37 7BA	North	School	Unsecured	Mini	(7v7)	1	No	Standard	0	3	3	-	Unavailable for community use
347	Fordbridge Community Primary School	B37 5EG	North	School	Unsecured	Mini	(7v7)	1	Yes-unused	Poor	0	1	1	1	Actual spare capacity discounted due to being an unused education pitch and poor quality
362	Windy Arbour Primary School	B37 6RN	North	School	Unsecured	Mini	(7v7)	1	Yes-unused	Standard	0	3	3	1	Actual spare capacity discounted due to being unused education pitch
367	Glades Football Club	B91 2RX	North	Sports Club	Secured	Adult		1	Yes	Standard	3.5	2	1.5	0	Overplayed
						Youth	(11v11)	1	Yes	Standard	3.5	2	1.5	0	Overplayed
						Youth	(9v9)	1	Yes	Standard	3	2	1	0	Overplayed
						Mini	(7v7)	1	Yes	Standard	4	4		0	Played to capacity
						Mini	(5v5)	1	Yes	Poor	3	2	1	0	Overplayed
226	Arden Academy Trust	B93 0PT	Rural	School	Secured	Adult		2	Yes	Poor	0.5	0	0.5	0	Overplayed due to poor quality and school use
229	Balsall and Berkswell Football Club	CV7 7BN	Rural	Sports Club	Secured	Adult		1	Yes	Good	2	3	1	0	Played to capacity at peak time
						Youth	(11v11)	1	Yes	Good	2	4	2	0	Played to capacity at peak time
						Youth	(9v9)	1	Yes	Good	1.5	4	2.5	0	Played to capacity at peak time
						Mini	(7v7)	2	Yes	Good	2	12	10	0	Played to capacity at peak time
						Mini	(5v5)	1	Yes	Standard	2	6	4	0	Played to capacity at peak time
231	Bentley Heath Recreation Ground	B93 9AN	Rural	Council	Secured	Adult		2	Yes	Standard	2.5	4	1.5	0	No spare capacity at peak time
						Mini	(7v7)	1	Yes-unused	Standard	0	4	4	1	Actual spare capacity at peak time
236	Chadwick End	B93 0BN	Rural	Sports Club	Secured	Adult		1	Yes	Standard	0.5	2	1.5	0.5	Minimal actual spare capacity
242	Dickens Heath Sports Club	B94 5NA	Rural	Sports Club	Secured	Adult		1	Yes	Standard	1.5	2	0.5	0	No spare capacity at peak time
						Youth	(9v9)	1	Yes	Standard	2.5	2	0.5	0	Overplayed due to over markings
						Mini	(7v7)	1	Yes	Standard	3	4	1	0	No spare capacity at peak time and over marked
250	Heart of England School	CV7 7FW	Rural	School	Unsecured	Adult		1	Yes-unused	Poor	0	0		0	Played to capacity through school use because of poor quality
						Youth	(9v9)	1	Yes-unused	Poor	0	0		0	Played to capacity through school use because of poor quality
251	Heart of England School (Holly Lane)	CV7 7FW	Rural	School	Unsecured	Adult		1	Yes	Poor	1	0	1	0	Overplayed due to school and community use
						Youth	(9v9)	1	Yes	Poor	1	0	1	0	Overplayed due to school and community use
253	Highgate United Football Club	B90 1PH	Rural	Sports Club	Secured	Adult		1	Yes	Good	2	3	1	0	No spare capacity at peak time
						Adult		2	Yes	Standard	2	4	2	0	No spare capacity at peak time
						Youth	(11v11)	1	Yes	Standard	2	2		0	Played to capacity
						Mini	(7v7)	2	Yes	Poor	2	4	2	0	No spare capacity at peak time
						Mini	(5v5)	3	Yes	Standard	3	12	9	0.5	Minimal actual spare capacity

<sup>18</sup> Unless local information suggests otherwise it can be assumed that the availability of all pitches in Council, town and parish council and sports club ownership will be secure.

<sup>19</sup> Based on pitch quality The FA recommends a maximum number of match sessions to be accommodate per pitch type. Please refer to Section 2.4 for the full breakdown.



**BIRMINGHAM & SOLIHULL  
PLAYING PITCH ASSESSMENT**

Site ID	Site name	Postcode	Analysis area	Management	Type of tenure <sup>18</sup>	Pitch type	Pitch size	No. of pitches	Available for community use?	Agreed quality rating	Current play (match sessions)	Site capacity <sup>19</sup> (match sessions)	Overused (+), At Capacity (/) or Potential to Accommodate additional play (-)	Capacity available in peak period (match sessions)	Comments
255	Hockley Heath Recreation Ground	B94 6HH	Rural	Parish Council	Secured	Adult		1	Yes	Standard	1.5	2	0.5	0	No spare capacity at peak time
						Youth	(11v11)	1	Yes	Standard	2	2		0	Played to capacity
						Youth	(9v9)	1	Yes	Standard	0.5	2	1.5	0.5	Minimal actual spare capacity at peak time
						Mini	(5v5)	1	Yes	Standard	1.5	4	2.5	0	No spare capacity at peak time
260	Knowle Football Club	B93 0NU	Rural	Trust	Secured	Adult		1	Yes	Standard	4	2	2	0	Substantially over played due to being over marked
						Youth	(9v9)	1	Yes	Standard	5	2	3	0	Substantially over played due to being over marked
						Mini	(7v7)	1	Yes	Standard	6	4	2	0	Substantially over played due to being over marked
						Mini	(5v5)	1	Yes	Standard	6	4	2	0	Substantially over played due to being over marked
273	Meriden Sports Park	CV7 7SP	Rural	Parish Council	Secured	Adult		1	Yes	Standard	2	1	0	Overplayed	
275	Old Yardleians Rugby Club	B90 1PW	Rural	Sports Club	Secured	Adult		1	Yes	Poor	0.5	2	1.5	0.5	Actual spare capacity discounted due to poor quality
281	Shirley Town Football Club	B90 1PH	Rural	Sports Club	Secured	Adult		1	Yes	Good	2	3	1	0	No spare capacity at peak time
282	Silhillians Sports Club	B93 9LW	Rural	Sports Club	Secured	Adult		3	Yes	Standard	5.5	6	0.5	0	No spare capacity at peak time
						Youth	(9v9)	2	Yes	Standard	2.5	4	1.5	0.5	Minimal actual spare capacity at peak time
						Mini	(7v7)	4	Yes	Standard	3	12	9	1.5	Actual spare capacity at peak time
289	St Patrick's CE Academy	B94 6DE	Rural	School	Unsecured	Mini	(5v5)	1	Yes-unused	Poor	0	1	1	1	Actual spare capacity discounted due to being an unused education pitch
297	Lavender Hall Park	CV7 7BN	Rural	Council	Secured	Adult		1	Yes	Poor	1	1		0	Played to capacity and poor quality
						Mini	(5v5)	2	Yes-unused	Poor	0	4	4	2	Actual spare capacity discounted due to poor quality
299	Wychall Wanderers Football Club	B90 1PN	Rural	Sports Club	Secured	Adult		2	Yes	Standard	3.5	4	0.5	0	No spare capacity at peak time
322	Woodbourne Sports Club	B94 5LW	Rural	Sports Club	Secured	Youth	(9v9)	1	Yes	Standard	1.5	2	0.5	0	No spare capacity at peak time
						Mini	(7v7)	1	Yes	Standard	0.5	4	3.5	0.5	Minimal actual spare capacity at peak time
						Mini	(5v5)	1	Yes	Standard	1.5	4	2.5	0	No spare capacity at peak time
338	Bentley Heath Church of England Primary School	B93 3AS	Rural	School	Unsecured	Youth	(9v9)	1	Yes-unused	Standard	0	1	1	1	Actual spare capacity discounted due to being an unused education pitch
						Mini	(7v7)	1	Yes	Standard	0.5	3	2.5	0.5	Actual spare capacity at peak time
339	Dorridge Primary School	B93 8EU	Rural	School	Unsecured	Youth	(9v9)	1	Yes	Standard	1	1		0	Played to capacity
340	Hockley Heath Academy	B94 6RA	Rural	School	Unsecured	Youth	(9v9)	1	No	Poor	0	0		-	Unavailable for community use
345	Balsall Common Primary School	CV7 7FS	Rural	School	Unsecured	Mini	(5v5)	1	Yes-unused	Standard	0	3	3	1	Actual spare capacity discounted due to being an unused education pitch
346	Cheswick Green Primary School	B90 4HG	Rural	School	Unsecured	Mini	(5v5)	1	No	Standard	0	3	3	-	Unavailable for community use
408	Leaffield Athletic Football Club	B94 5NA	Rural	Sports Club	Unsecured	Youth	(9v9)	1	Yes	Standard	1.5	2	0.5	0	No spare capacity at peak time
						Mini	(7v7)	2	Yes	Standard	2.5	8	5.5	0	No spare capacity at peak time
						Mini	(5v5)	1	Yes	Standard	1	4	3	0	No spare capacity at peak time
409	Rumbush Lane	B94 5NA	Rural	Sports Club	Unsecured	Adult		2	Yes	Standard	2	4	2	0	No spare capacity at peak time

## BIRMINGHAM & SOLIHULL PLAYING PITCH ASSESSMENT

### Actual spare capacity

The tables below highlights the pitches that are available at peak time and that have actual spare capacity in Birmingham. Please note that this does not include pitches that have had spare capacity discounted.

Table 2.29: Summary of actual spare capacity (Birmingham)

Site ID	Site name	Analysis area	Pitch type	No. of pitches	Capacity rating
10	Aston Old Edwardians Rugby Club	Area 1	Adult	1	1
150	Penns Lane Sports Ground	Area 1	Mini (7v7)	1	0.5
158	Rectory Park	Area 1	Youth (9v9)	4	2
222	Grange Road Playing Fields	Area 1	Adult	2	2
223	Yenton Playing Fields	Area 1	Youth (9v9)	1	0.5
			Mini (7v7)	1	0.5
3	Aldridge Road	Area 2	Adult	4	3.5
34	Burford Road	Area 2	Adult	2	0.5
37	Cardinal Wiseman Catholic Technology College	Area 2	Adult	2	1.5
69	Great Barr School (Leisure Centre)	Area 2	Adult	4	3
74	Hamstead Hall Academy	Area 2	Mini (7v7)	1	0.5
135	Nechells Community Sports Centre	Area 2	Mini (7v7)	1	1
15	Bartley Green Community Leisure Centre	Area 3	Youth (11v11)	1	1
19	Billesley Common	Area 3	Adult	3	0.5
40	Cofton Park	Area 3	Adult	4	3
112	Kings Norton Playing Fields	Area 3	Youth (9v9)	2	0.5
163	Selly Park Recreation Ground	Area 3	Adult	2	1
			Youth (9v9)	1	0.5
			Mini (5v5)	1	1
164	Senneleys Park	Area 3	Adult	1	0.5
			Youth (11v11)	5	4
168	Shenley Lane Community Association	Area 3	Youth (11v11)	1	0.5
36	Calthorpe Park	Area 4	Mini (7v7)	1	0.5
64	Gilberston Recreation Ground	Area 4	Adult	1	1
68	Golden Hilcock Sports Ground (Ackers Trust)	Area 4	Adult	2	2
86	Holdings Lane Complex	Area 4	Adult	1	0.5
123	Mackadown Sports and Social Club	Area 4	Adult	1	0.5
131	Moor Green Playing Field (Britannic Park)	Area 4	Adult	1	1
			Mini (7v7)	1	1
142	Oaklands Recreation Ground	Area 4	Adult	3	1.5
			Youth (9v9)	1	0.5
165	Shard End No6 Playing Field	Area 4	Mini (7v7)	1	0.5
			Mini (5v5)	1	0.5
208	Wake Green Playing Fields	Area 4	Adult	3	2.5

As seen, there are 41 match equivalent sessions of actual spare capacity identified in Birmingham across 27 sites and 62 pitches.

## BIRMINGHAM & SOLIHULL PLAYING PITCH ASSESSMENT

This has been aggregated up by area and by pitch type in the table below.

Table 2.30: Actual spare capacity by pitch type and analysis area

Analysis area	Actual spare capacity (match sessions per week)				
	Adult	Youth (11v11)	Youth (9v9)	Mini (7v7)	Mini (5v5)
Area 1	3	-	2.5	1	-
Area 2	8.5	-	-	1.5	-
Area 3	5	5.5	1	-	1
Area 4	9	-	0.5	2	0.5
<b>Total</b>	<b>25.5</b>	<b>5.5</b>	<b>4</b>	<b>4.5</b>	<b>1.5</b>

The tables below highlights the pitches that are available at peak time and that have actual spare capacity in Solihull. Please note that this does not include pitches that have had spare capacity discounted.

Table 2.31: Summary of actual spare capacity (Solihull)

Site ID	Site name	Analysis area	Pitch type	No. of pitches	Capacity rating
230	Barn Lane Recreation Ground	Central	Adult	2	1.5
240	Colebrook Recreation Ground	Central	Adult	1	1
266	Lyndon Playing Field	Central	Adult	4	3.5
276	Olton Jubilee Park	Central	Adult	1	1
228	Babbsmill Park	North	Adult	3	3
233	Bluebell Recreation Ground	North	Adult	3	1.5
			Youth (9v9)	1	1
			Mini (7v7)	1	1
238	Chelmsley Wood Squash Club	North	Adult	1	0.5
			Mini (7v7)	1	0.5
			Mini (5v5)	1	0.5
252	Heath Park	North	Adult	2	1
261	Lanchester Park	North	Adult	1	0.5
278	Park Hall Academy	North	Adult	2	1.5
			Youth (11v11)	2	1.5
283	Smiths Wood Playing Field	North	Youth (9v9)	1	1
282	Silhillians Sports Club	Rural	Youth (9v9)	2	0.5
			Mini (7v7)	4	1.5
231	Bentley Heath Recreation Ground	Rural	Adult	1	1
236	Chadwick End	Rural	Adult	1	0.5
253	Highgate United Football Club	Rural	Mini (5v5)	3	0.5
322	Woodbourne Sports Club	Rural	Mini (7v7)	1	0.5
338	Bentley Heath Church of England Primary School	Rural	Mini (7v7)	1	0.5

In total, 25.5 match equivalent sessions of actual spare capacity are identified across 17 sites and 40 pitches.

This has been aggregated up by area and by pitch type in the table overleaf.

## BIRMINGHAM & SOLIHULL PLAYING PITCH ASSESSMENT

Table 2.32: Actual spare capacity by pitch type and analysis area

Analysis area	Actual spare capacity (match sessions per week)				
	Adult	Youth (11v11)	Youth (9v9)	Mini (7v7)	Mini (5v5)
Central	7	-	-	-	-
North	8	1.5	2	1	1
Rural	1.5	-	0.5	2.5	0.5
<b>Total</b>	<b>16.5</b>	<b>1.5</b>	<b>2.5</b>	<b>3.5</b>	<b>1.5</b>

The large majority of spare capacity in both Birmingham and Solihull exists on adult pitches, although some exists for each pitch type in both local authorities. In Birmingham, Area 3 contains the most actual spare capacity, although similar amounts exist in each analysis area. For Solihull, the North Analysis Area contains the most actual spare capacity; the Rural Analysis Area contains the least. The only actual spare capacity to exist in the Central Analysis Area is on adult pitches.

In addition, it should be noted that 12.5 match equivalent sessions of spare capacity are discounted in Birmingham due to poor quality and the same applies to 16 match equivalent sessions in Solihull. An improvement in quality at these sites will therefore result in increased actual spare capacity.

Similarly, 24 match equivalent sessions of spare capacity are discounted in Birmingham due to being at unused education sites. Ensuring that such spare capacity can be accessed and utilised by the community in an affordable manner and at peak time will therefore increase actual spare capacity. This is also the case regarding 18 match equivalent sessions of actual spare capacity in Solihull.

### Overplay

Overplay occurs when there is more play accommodated on a site than it can sustain, which is often due to the low carrying capacity of the pitches. The table below shows which pitches are overplayed in Birmingham and the amount of overplay evident.

Table 2.33: Overplay on pitches (Birmingham)

Site ID	Site name	Analysis area	Pitch type	No. of pitches	Capacity rating
22	Bishop Walsh Catholic School	Area 1	Adult	2	2
54	Erin Go Bragh Holly Lane Sport	Area 1	Adult	2	1
93	Jaffray Playing Fields	Area 1	Adult	1	1
			Youth (11v11)	1	1
			Youth (9v9)	1	0.5
107	King Georges Field	Area 1	Adult	1	0.5
			Youth (9v9)	1	0.5
141	North Birmingham Academy	Area 1	Adult	2	1.5
150	Penns Lane Sports Ground	Area 1	Youth (9v9)	1	3
158	Rectory Park	Area 1	Youth (11v11)	2	1.5
223	Yenton Playing Fields	Area 1	Adult	2	1
87	Holford Drive Community Sports Hub	Area 2	Adult	3	2.5
135	Nechells Community Sports Centre	Area 2	Adult	1	0.5

## BIRMINGHAM & SOLIHULL PLAYING PITCH ASSESSMENT

Site ID	Site name	Analysis area	Pitch type	No. of pitches	Capacity rating
195	The Pavilion	Area 2	Adult	9	2
			Youth (11v11)	1	2
			Youth (9v9)	1	2
			Mini (7v7)	1	2
52	Elmdon Playing Field	Area 3	Adult	1	0.5
72	Grove Road	Area 3	Youth (9v9)	1	1.5
109	King's Heath Cricket and Sports Club	Area 3	Youth (11v11)	1	1
111	Kings Norton Boys School	Area 3	Adult	2	0.5
112	Kings Norton Playing Fields	Area 3	Adult	1	0.5
129	Merrits Brook	Area 3	Youth (11v11)	1	0.5
168	Shenley Lane Community Association	Area 3	Adult	1	1
			Mini (7v7)	1	0.5
368	Rowheath Pavilion	Area 3	Adult	3	3
32	Brockhurst Road Playing Field	Area 4	Adult	2	0.5
57	Flaxley Road Playing Fields	Area 4	Youth (11v11)	1	1.5

There are 35.5 match equivalent sessions of overplay identified in Birmingham across 21 sites and 47 pitches. This has been aggregated up by area and by pitch type in the table below.

Table 2.34: Overplay by pitch type and analysis area (Birmingham)

Analysis area	Overplay (match sessions per week)				
	Adult	Youth (11v11)	Youth (9v9)	Mini (7v7)	Mini (5v5)
Area 1	7	2.5	4	-	-
Area 2	4	2	2	2	-
Area 3	5.5	1.5	1.5	0.5	-
Area 4	0.5	1.5	-	-	-
<b>Total</b>	<b>18</b>	<b>7.5</b>	<b>7.5</b>	<b>2.5</b>	<b>0</b>

Likewise, the table below shows which pitches are overplayed in Solihull and the amount of overplay evident.

Table 2.35: Overplay on pitches (Solihull)

Site ID	Site name	Analysis area	Pitch type	No. of pitches	Capacity rating
292	Land Rover Sports and Social Club	Central	Adult	4	2
			Youth (9v9)	1	0.5
365	Tanworth Lane Sports Ground	Central	Adult	1	2
			Youth (11v11)	1	2
			Youth (9v9)	2	4
366	Silhill Football Club	Central	Adult	2	2
			Youth (9v9)	1	1
237	Chelmsley Town Football Club	North	Adult	1	0.5

## BIRMINGHAM & SOLIHULL PLAYING PITCH ASSESSMENT

Site ID	Site name	Analysis area	Pitch type	No. of pitches	Capacity rating
239	CTC Kinghurst Academy	North	Adult	1	2.5
			Youth (9v9)	1	0.5
			Mini (7v7)	1	0.5
247	Grace Academy	North	Adult	2	1
249	Hampton Sports Club	North	Adult	1	1
			Youth (11v11)	1	1
293	The Pavilions	North	Adult	1	0.5
			Youth (11v11)	1	0.5
367	Glades Football Club	North	Adult	1	1.5
			Youth (11v11)	1	1.5
			Youth (9v9)	1	1
			Mini (5v5)	1	1
226	Arden Academy Trust	Rural	Adult	2	0.5
242	Dickens Heath Sports Club	Rural	Youth (11v11)	1	0.5
251	Heart of England School (Holly Lane)	Rural	Adult	1	1
			Youth (9v9)	1	1
260	Knowle Football Club	Rural	Adult	1	2
			Youth (9v9)	1	3
			Mini (7v7)	1	2
			Mini (5v5)	1	2
273	Meriden Sports Park	Rural	Adult	1	1

In Solihull, 39.5 match equivalent sessions of overplay are identified across 14 sites and 36 pitches. This has been aggregated up by area and by pitch type in the table below.

*Table 2.36: Overplay by pitch type and analysis area (Solihull)*

Analysis area	Overplay (match sessions per week)				
	Adult	Youth (11v11)	Youth (9v9)	Mini (7v7)	Mini (5v5)
Central	6	2	5.5	-	-
North	7	3	1.5	1.5	-
Rural	4.5	0.5	4	2	2
<b>Total</b>	<b>17.5</b>	<b>5.5</b>	<b>11</b>	<b>3.5</b>	<b>2</b>

Most overplay occurs on adult pitches in both Birmingham and Solihull, whereas only minimal overplay is evident on 5v5 pitches in both local authorities. In Birmingham, most overplay occurs in Area 1; the least occurs in Area 4. In Solihull, most overplay occurs in the Central Analysis Area.

Of the overplayed pitches in Solihull, eight are assessed as poor quality. As such, an improvement in quality at these sites will reduce overplay. Surprisingly, none of the overplayed pitches in Birmingham are assessed as poor quality, which is probably due to such pitches being unattractive to potential users. Improving quality is therefore likely to increase demand and allow for the transfer of demand from overplayed standard and good quality pitches.

## BIRMINGHAM & SOLIHULL PLAYING PITCH ASSESSMENT

Several of the overplayed pitches are at educational sites, such as at Bishop Walsh Catholic School in Birmingham and CTC Kinghurst Academy in Solihull. The main reason for this is a culmination of curriculum PE use, extra-curricular use including school fixtures and any additional overuse by the community. Moreover, seven of the overplayed pitches in Birmingham and eight in Solihull are over marked by other pitch types or over mark other pitch types, which intensifies usage and either causes the overplay or makes it significantly worse.

### 2.6: Conclusions

Having considered supply and demand, the tables below identify current demand (i.e. spare capacity taking away overplay and any latent/exported demand) in both Birmingham and Solihull and in each of the analysis areas for the different pitch types based on match equivalent sessions. Exported demand includes only the teams that express an aspiration to play within Birmingham or Solihull, whereas future demand is based on team generation rates (broken down by analysis area) as well as club development plans.

Table 2.37: Spare capacity/overplay of adult pitches

Analysis area	Actual spare capacity <sup>20</sup>	Demand (match equivalent sessions)					
		Overplay	Exported demand	Current total	Latent demand	Future demand	Total
Area 1	3	7	1	5	1.5	6	12.5
Area 2	8.5	5	1.5	2	-	6.5	4.5
Area 3	5	5.5	1	1.5	-	6	7.5
Area 4	9	0.5	1	7.5	-	5.5	2
<b>Birmingham</b>	<b>25.5</b>	<b>22</b>	<b>4.5</b>	<b>3</b>	<b>1.5</b>	<b>24</b>	<b>22.5</b>
Central	7	6	0.5	0.5	-	4.5	4
North	8	7	0.5	0.5	1	3	3.5
Rural	1.5	4.5	-	3	0.5	1	4.5
<b>Solihull</b>	<b>16.5</b>	<b>17.5</b>	<b>1</b>	<b>2</b>	<b>1.5</b>	<b>8.5</b>	<b>12</b>

There is a current actual spare capacity identified on adult pitches amounting to three match equivalent sessions in Birmingham, although a shortfall is evident in areas 1 and 3. When accounting for future demand, a shortfall of 22.5 match equivalent sessions is recognised, with only Area 4 containing overall actual spare capacity.

In Solihull, a shortfall of two match equivalent sessions is identified on adult pitches, with a shortfall in the Rural Analysis Area offsetting overall actual spare capacity in the Central and North analysis areas. When taking into account future demand, there is a shortfall in each analysis area and the overall shortfall equates to 12 match equivalent sessions.

<sup>20</sup> In match equivalent sessions



## BIRMINGHAM & SOLIHULL PLAYING PITCH ASSESSMENT

Table 2.38: Spare capacity/overplay of youth 11v11 pitches

Analysis area	Actual spare capacity <sup>21</sup>	Demand (match equivalent sessions)					
		Overplay	Exported demand	Current total	Latent demand	Future demand	Total
Area 1	-	2.5	0.5	3	-	9	12
Area 2	-	2	-	2	-	5	7
Area 3	5.5	1.5	1	3	2	7.5	6.5
Area 4	-	1.5	-	1.5	-	3.5	5
<b>Birmingham</b>	<b>5.5</b>	<b>7.5</b>	<b>1.5</b>	<b>3.5</b>	<b>2</b>	<b>25</b>	<b>30.5</b>
Central	-	2	-	2	-	5	7
North	1.5	3	1	2.5	1	6.5	10
Rural	-	0.5	-	0.5	2	4.5	7
<b>Solihull</b>	<b>1.5</b>	<b>5.5</b>	<b>1</b>	<b>5</b>	<b>3</b>	<b>16</b>	<b>24</b>

There is a current shortfall of youth 11v11 pitches amounting to 3.5 match equivalent sessions in Birmingham and a future shortfall of 30.5 match equivalent sessions. The future shortfall is evident in each analysis area, although overall actual spare capacity currently exists in Area 3.

For Solihull, a shortfall of youth 11v11 pitches exists amounting to five match equivalent sessions presently and 24 match equivalent sessions in the future. A shortfall is also evident in each analysis area.

In addition, please note that a further 44.5 youth 11v11 match equivalent sessions (89 youth 11v11 teams) are recorded as taking place on adult pitches in Birmingham and the same applies for 37.5 match equivalent sessions (75 youth 11v11 teams) in Solihull. As such, there is a clear need for an increase in youth 11v11 provision in order for this play to be transferred on to the correct pitch size without overplay being exacerbated. This in turn will also reduce overplay on adult pitches.

Table 2.39: Spare capacity/overplay of youth 9v9 pitches

Analysis area	Actual spare capacity <sup>22</sup>	Demand (match equivalent sessions)					
		Overplay	Exported demand	Current total	Latent demand	Future demand	Total
Area 1	2.5	4	0.5	2	1.5	5.5	9
Area 2	-	2	-	2	-	2	4
Area 3	1	1.5	0.5	1	2	5	8
Area 4	0.5	-	-	0.5	-	1	0.5
<b>Birmingham</b>	<b>4</b>	<b>7.5</b>	<b>1</b>	<b>4.5</b>	<b>3.5</b>	<b>13.5</b>	<b>21.5</b>
Central	-	5.5	-	5.5	-	2	7.5
North	2	1.5	1	0.5	2.5	3	6
Rural	0.5	4	-	3.5	2	2.5	8
<b>Solihull</b>	<b>2.5</b>	<b>11</b>	<b>1</b>	<b>9.5</b>	<b>4.5</b>	<b>7.5</b>	<b>21.5</b>

<sup>21</sup> In match equivalent sessions

<sup>22</sup> In match equivalent sessions

## BIRMINGHAM & SOLIHULL PLAYING PITCH ASSESSMENT

The current picture shows that there is an overall shortfall of 9v9 pitches amounting to 4.5 match equivalent sessions in Birmingham, which worsens to 21.5 match equivalent sessions when taking into consideration future demand. The future shortfall is evident in each analysis area, although minimal overall actual spare capacity currently exists in Area 4.

In Solihull, a shortfall is evident in each analysis area both presently and in the future. This overall shortfall amounts to 9.5 match equivalent sessions currently and 21.5 match equivalent sessions when accounting for future demand.

Table 2.40: Spare capacity/overplay of mini 7v7 pitches

Analysis area	Actual spare capacity <sup>23</sup>	Demand (match equivalent sessions)					
		Overplay	Exported demand	Current total	Latent demand	Future demand	Total
Area 1	1	-	-	1	1	4	4
Area 2	1.5	2	0.5	1	-	0.5	1.5
Area 3	-	0.5	-	0.5	0.5	3.5	4.5
Area 4	2	-	-	2	-	0.5	1.5
<b>Birmingham</b>	<b>4.5</b>	<b>2.5</b>	<b>0.5</b>	<b>1.5</b>	<b>1.5</b>	<b>8.5</b>	<b>8.5</b>
Central	-	1.5	-	1.5	-	0.5	2
North	1	2	3.5	4.5	1	4	9.5
Rural	2.5	-	-	2.5	2.5	2.5	2.5
<b>Solihull</b>	<b>3.5</b>	<b>3.5</b>	<b>3.5</b>	<b>3.5</b>	<b>3.5</b>	<b>7</b>	<b>14</b>

There is current overall spare capacity on 7v7 pitches in Birmingham, although a shortfall is evident in Area 2 and Area 3. When accounting for future demand, there is an overall shortfall amounting to 8.5 match equivalent sessions albeit actual spare capacity remains in Area 4.

For Solihull, there is an overall shortfall identified totalling 3.5 match equivalent sessions despite overall actual spare capacity existing in the Rural Analysis Area. When considering future demand, a shortfall exists in each analysis area and an overall shortfall amounting to 14 match equivalent sessions is identified.

Table 2.41: Spare capacity/overplay of mini 5v5 pitches

Analysis area	Actual spare capacity <sup>24</sup>	Demand (match equivalent sessions)					
		Overplay	Exported demand	Current total	Latent demand	Future demand	Total
Area 1	-	-	-		2	5	7
Area 2	-	-	0.5	0.5	-	0.5	1
Area 3	1	-	-	1	0.5	6.5	6
Area 4	0.5	-	-	0.5	-	2.5	2
<b>Birmingham</b>	<b>1.5</b>	<b>0</b>	<b>0.5</b>	<b>1</b>	<b>2.5</b>	<b>14.5</b>	<b>16</b>

<sup>23</sup> In match equivalent sessions

<sup>24</sup> In match equivalent sessions

## BIRMINGHAM & SOLIHULL PLAYING PITCH ASSESSMENT

Analysis area	Actual spare capacity <sup>25</sup>	Demand (match equivalent sessions)					
		Overplay	Exported demand	Current total	Latent demand	Future demand	Total
Central	-	-	-		-	3	3
North	1	-	3.5	2.5	-	4	6.5
Rural	0.5	2	-	1.5	2.5	2.5	6.5
<b>Solihull</b>	<b>1.5</b>	<b>2</b>	<b>3.5</b>	<b>4</b>	<b>2.5</b>	<b>9.5</b>	<b>16</b>

There is current overall spare capacity on 5v5 pitches in Birmingham, although a shortfall is evident in Area 2 and Area 3 is played to capacity. When accounting for future demand, there is an overall shortfall amounting to 16 match equivalent sessions and the shortfall is evident in each analysis area.

For Solihull, there is an overall shortfall identified amounting to four match equivalent sessions, all of which is evident in the North and Rural analysis areas as the Central Analysis Area is played to capacity. When considering future demand, a shortfall exists in each analysis area and an overall shortfall amounting to 16 match equivalent sessions is identified.

The table below summarises the above information by pitch type in Birmingham.

*Table 2.42: Summary of overplay/spare capacity in Birmingham*

Pitch type	Actual spare capacity <sup>26</sup>	Demand (match equivalent sessions)					
		Overplay	Exported demand	Current total	Latent demand	Future demand	Total
Adult	25.5	18	4.5	3	1.5	24	22.5
Youth 11v11	5.5	7.5	1.5	3.5	2	25	30.5
Youth 9v9	4	7.5	1	4.5	3.5	13.5	21.5
Mini 7v7	4.5	2.5	0.5	1.5	1.5	8.5	8.5
Mini 5v5	1.5	0	0.5	1	2.5	14.5	16

There is a current shortfall of youth 11v11 and 9v9 pitches, with overall spare capacity existing on adult, 7v7 and 5v5 pitches. Taking into account future demand, a shortfall is evident on each pitch type and for adult, youth 11v11, 9v9 and 5v5 pitches the shortfall is substantial.

In order to reduce shortfalls, there is a clear need for pitch quality improvements, which will increase pitch capacity. There is also a potential need for access to more pitches, which first and foremost can be gained through access to sites currently unavailable for community use (with secure tenure provided).

It must also be noted that 53 teams within Birmingham access 3G pitches for matches. As such, if these teams were to transfer to grass pitches, shortfalls would largely increase, particularly on adult and mini pitches. Alternatively, greater use of 3G pitches would reduce shortfalls and could be used to accommodate expressed future demand. For this to occur, however, there may be a requirement for an increase in 3G provision.

<sup>25</sup> In match equivalent sessions

<sup>26</sup> In match equivalent sessions

## BIRMINGHAM & SOLIHULL PLAYING PITCH ASSESSMENT

The table below summarises by pitch type in Solihull.

*Table 2.43: Summary of overplay/spare capacity in Solihull*

Pitch type	Actual spare capacity <sup>27</sup>	Demand (match equivalent sessions)					
		Overplay	Exported demand	Current total	Latent demand	Future demand	Total
Adult	16.5	17.5	1	2	1.5	8.5	12
Youth 11v11	1.5	5.5	1	5	3	16	24
Youth 9v9	2.5	11	1	9.5	4.5	7.5	21.5
Mini 7v7	3.5	3.5	3.5	3.5	3.5	7	14
Mini 5v5	1.5	2	3.5	4	2.5	9.5	16

There is a current shortfall of all pitch types. Taking into account future demand, a shortfall remains evident on each pitch type and the shortfall is considered to be substantial, particularly in relation to youth pitches.

In order to reduce shortfalls, there is a clear need for pitch quality improvements, which will increase pitch capacity. There is also a potential need for access to more pitches, which first and foremost can be gained through access to sites currently unavailable for community use (with secure tenure provided).

It must also be noted that 12 teams within Solihull access 3G pitches for matches. As such, if these teams were to transfer to grass pitches, shortfalls would increase, particularly on mini pitches. Alternatively, greater use of 3G pitches would reduce shortfalls and could be used to accommodate expressed future demand. For this to occur, however, there may be a requirement for an increase in 3G provision.

<sup>27</sup> In match equivalent sessions

# BIRMINGHAM & SOLIHULL PLAYING PITCH ASSESSMENT

---

## Football grass pitch summary - Birmingham

- ◀ The audit identifies 390 grass football pitches within Birmingham across 143 sites, of which 305 pitches are available for community use across 97 sites.
- ◀ Future development plans may affect pitch provision at Cadbury Sixth Form College, North Birmingham Academy, Broomhall Playing Fields, North Chamberlain Playing Field and Sennelys Park.
- ◀ There are nine sites that previously contained football pitches in the past five years but no longer do so in addition to various unattached school playing fields.
- ◀ In total, 17 pitches are assessed as good quality, 259 as standard quality and 29 as poor quality.
- ◀ Of community available pitches that are serviced by changing provision, 48 are serviced by good quality facilities, 120 by standard quality facilities and 40 by poor quality facilities.
- ◀ Various clubs report security of tenure issues as well as those that access Transport Stadium (West Midlands Travel).
- ◀ In addition to Aston Villa FC and Birmingham City FC (and Birmingham City Ladies FC), which are professional clubs, a further six play in the football pyramid.
- ◀ Through the audit, 628 teams from within 219 clubs were identified as playing within Birmingham consisting of 187 adult men's teams, 13 adult women's teams, 256 youth boys' teams, 23 youth girls' teams and 149 mini soccer teams.
- ◀ Eight clubs express exported demand that could potentially return to Birmingham should needs be met amounting to 11 adult, five youth and two mini teams.
- ◀ Five clubs express latent demand amounting to three adult, 11 youth and eight mini teams.
- ◀ Of the 31 clubs that quantify their potential future demand, there is a predicted growth of 72 teams.
- ◀ Team generation rates (2031) predict a growth of 26 senior men's, one senior women's, 36 youth boys', two youth girls' and 11 mini soccer teams.
- ◀ There are 41 match equivalent sessions of actual spare capacity identified across 27 sites and 62 pitches.
- ◀ There are 35.5 match equivalent sessions of overplay identified across 21 sites and 47 pitches, most of which occurs on adult pitches.
- ◀ There is a current shortfall of youth 11v11 and 9v9 pitches, with overall spare capacity existing on adult, 7v7 and 5v5 pitches.
- ◀ Taking into account future demand, a shortfall is evident on each pitch type and for adult, youth 11v11, 9v9 and 5v5 pitches the shortfall is substantial.
- ◀ Due to overall shortfalls, the current level of provision needs to be protected or any loss needs to be mitigated through replacement pitches.

## BIRMINGHAM & SOLIHULL PLAYING PITCH ASSESSMENT

---

### Football grass pitch summary - Solihull

- ◀ The audit identifies 239 grass football pitches within Solihull across 87 sites, of which 203 pitches are available for community use across 70 sites.
- ◀ Future development plans may affect pitch provision at Knowle Football Club and Dickens Heath Sports Club.
- ◀ In total, 14 pitches are assessed as good quality, 152 as standard quality and 37 as poor quality.
- ◀ Of community available pitches that are serviced by changing provision, six are serviced by good quality facilities, 112 by standard quality facilities and 30 by poor quality facilities.
- ◀ Various clubs report security of tenure issues including Marston Green FC, Kingshurst Sporting FC and Leafield Athletic FC
- ◀ Six clubs play on the football pyramid.
- ◀ Through the audit, 380 teams from within 100 clubs were identified as playing within Solihull consisting of 89 adult men's teams, seven adult women's teams, 156 youth boys' teams, 19 youth girls' teams and 100 mini soccer teams.
- ◀ Five clubs express exported demand that could potentially return to Solihull should needs be met amounting to two adult, two youth and 14 mini teams.
- ◀ Three clubs express latent demand amounting to three adult, 14 youth and 12 mini teams.
- ◀ Of the 15 based clubs that quantify their potential future demand, there is a predicted growth of 39 teams.
- ◀ Team generation rates (2028) predict a growth of five senior men's, 20 youth boys', one youth girls' and 15 mini soccer teams.
- ◀ There are 25.5 match equivalent sessions of actual spare capacity identified across 17 sites and 39 pitches.
- ◀ There are 39.5 match equivalent sessions of overplay identified across 14 sites and 36 pitches, most of which occurs on adult pitches.
- ◀ There is a current and future shortfall of all pitch types.
- ◀ Taking into account future demand, a shortfall is evident on each pitch type and the shortfall is considered to be substantial.
- ◀ Due to overall shortfalls, the current level of provision needs to be protected or any loss needs to be mitigated through replacement pitches.

## PART 3: THIRD GENERATION TURF (3G) ARTIFICIAL GRASS PITCHES (AGPS)

# BIRMINGHAM & SOLIHULL PLAYING PITCH ASSESSMENT

## 3.1 Introduction

Competitive football can take place on 3G surfaces that have been FIFA or International Matchball Standard (IMS) tested and approved by the FA for inclusion on the FA pitch register. As such, a growing number of 3G pitches are now used for competitive match play, providing that the performance standard meets FIFA quality (previously FIFA One Star), as well as for training purposes. For more information on pitch testing, please see page 7.

World Rugby produced the 'Performance Specification for artificial grass pitches for rugby', more commonly known as 'Regulation 22' that provides the necessary technical detail to produce pitch systems that are appropriate for rugby union. The artificial surface standards identified in Regulation 22 allows matches to be played on surfaces that meet the standard, meaning full contact activity, including tackling, rucking, mauling and lineouts can take place. For rugby league, the equivalent is known as RFL Community Standard.

England Hockey Artificial Grass Playing Surface Policy (June 2016) advises that 3G pitches should not be used for hockey matches or training and that 3G pitches can only be used for lower level hockey (introductory level) when no sand or water AGP is available.

*Table 3.1: 3G type and sport suitability*

Surface	Sport	Comments
Rubber crumb	Rugby union	Long pile surface (60mm) that is compliant to World Rugby regulation 22 and/or RFL Community Standard
Rubber crumb	Football	Performance standard to meet FIFA Quality or FIFA Quality Pro after FIFA or IMS testing. FIFA Quality PRO is generally for clubs on Step 1 or Step 2 of the football pyramid and is not recommended for heavy community use (as it is a higher pitch quality). FIFA Quality is more suitable for high levels of demand and places more emphasis on the product's ability to sustain acceptable performance.
Rubber crumb	Hockey	Lower level hockey only, generally for education use and entry level hockey except in exceptional circumstances.

## 3.2 Current provision

A full size 3G pitch is considered by the FA to measure at least 100x64 metres (106x70 metres including run offs); however, for the purposes of this report, all pitches measuring over 100x60 metres (inclusive of run offs) are considered to be full size due to the amount of demand they can accommodate.

There are ten full size 3G pitches in Birmingham that fully comply with this specification, which as a breakdown consists of two pitches in Area 1, one pitch in Area 2, four pitches in Area 3 and three pitches in Area 4. Four of the pitches (Four Dwellings Academy, Moseley Rugby Union Club and Saltley Health and Wellbeing Centre were funded by the Football Foundation (FF).



## **BIRMINGHAM & SOLIHULL PLAYING PITCH ASSESSMENT**

---

In Solihull, there are three full size 3G pitches; two in the North Analysis Area and one in the Central Analysis Area. There are no full size pitches in the Rural Analysis Area. Both CTC Kinghurst Academy and John Henry Newman Catholic College were funded by the FF.

For a full breakdown of the full size 3G pitches, please refer to the table overleaf. As seen, all pitches are floodlit and the majority of pitches are available to the community, with the only exception being West Hills Training Ground in Birmingham as availability is reserved solely for use by Birmingham City FC.

## BIRMINGHAM & SOLIHULL PLAYING PITCH ASSESSMENT

Table 3.2: Full size 3G pitches in Birmingham and Solihull

Local authority	Site ID	Site name	Postcode	Analysis area	Community use?	FA approved?	Football Foundation (FF) Funded?	World Rugby compliant?	Shock-pad?	Size (metres)	Floodlit?
Birmingham	25	Boldmere St Michaels Football Club	B73 5RY	Area 1	Yes	Yes	No	No	No	110 x 70	Yes
	325	Sutton Coldfield Town Football Club	B72 1NL	Area 1	Yes	Yes	No	No	No	110 x 70	Yes
	324	Heartlands Academy	B7 4QR	Area 2	Yes	No	No	No	No	100 x 60	Yes
	58	Four Dwellings Academy	B31 1RJ	Area 3	Yes	Yes	Yes	No	No	110 x 70	Yes
	133	Moseley Rugby Union Club	B13 0PT	Area 3	Yes	Yes	Yes	Yes	Yes	115 x 73	Yes
	199	The University of Birmingham (Metchley Lane)	B17 0JA	Area 3	Yes	Yes	No	Yes	Yes	115 x 65	Yes
	200	Wast Hills Training Ground	B38 9EL	Area 3	No	Yes	No	No	No	105 x 70	Yes
	61	Fox Hollies Leisure Centre	B27 7NS	Area 4	Yes	No	No	No	No	102 x 63	Yes
	134	Moseley School Health and Fitness Centre	B13 9LR	Area 4	Yes	No	No	No	No	100 x 60	Yes
162	Saltley Health and Wellbeing Centre	B9 5YD	Area 4	Yes	No	Yes	No	No	101 x 65	Yes	
Solihull	296	Tudor Grange Leisure Centre	B91 1NB	Central	Yes	Yes	No	No	No	100 x 60	Yes
	239	CTC Kinghurst Academy	B37 6NU	North	Yes	Yes	Yes	No	No	106 x 71	Yes
	256	John Henry Newman Catholic College	B37 5GA	North	Yes	Yes	Yes	No	No	106 x 71	Yes

## BIRMINGHAM & SOLIHULL PLAYING PITCH ASSESSMENT

### *Additional provision*

As well as full size 3G pitches, there are also 54 smaller sized pitches servicing Birmingham spread across 17 sites. Such pitches are generally not suitable for adult match play but can be used to accommodate youth and mini matches provided they are FA approved, of an adequate size and with adequate run-off areas. This is particularly the case on larger pitches such as Newman University Sports Centre.

The FA's recommended pitch size for adult football is 100 x 64 metres. The recommended size of a youth 11v11 pitch is 91 x 55 metres for u16s and u15s and 82 x 50 metres for u14s and u13s, whilst for 9v9 football (u12s and u11s) it is 73 x 46 metres. The recommended size for 7v7 pitches (u10s and u9s) is 55 x 37 metres and for 5v5 pitches (u8s and u7s) it is 37 x 27 metres. All pitch sizes should also include a three metre safety run-off area.

In Solihull, there is just one smaller sized 3G pitch, located at the Pavilions.

The majority of smaller sized provision is also available to the community and floodlit. The only exceptions to this are Rockwood Academy and South and City College Birmingham, which are neither available nor floodlit, although the former has plans to provide floodlighting in the future.

*Table 3.3: Additional supply of 3G pitches*

Local authority	Site ID	Site	Postcode	Analysis area	FA approved ?	No. of pitches	Size (metres)	
Birmingham	24	Boldmere Sports and Social Club	B73 5HQ	Area 1	No	1	60 x 40	
	25	Boldmere St Michaels Football Club	B73 5RY	Area 1	No	2	40 x 30	
	113	Kingsbury Community Leisure Centre	B24 8RE	Area 1	No	1	56 x 36	
	8	Aston Manor Academy	B6 4PZ	Area 2	No	1	65 x 30	
	31	Broadway School	B20 3DP	Area 2	No	1	82 x 52	
	66	Goals Soccer Centre (Perry Barr)	B42 2UB	Area 2	No	10	30 x 22	
	67	Goals Soccer Centre (Star City)	B7 5SA	Area 2	No	10	30 x 20	
	115	Laurel Road Community Sports Centre	B21 9PB	Area 2	No	2	30 x 20	
	121	Lucozade Powerleague Soccer Centre (Lichfield Road)				No	2	40 x 30
							10	30 x 20
	171	South and City College Birmingham	B9 5NA	Area 2	No	1	80 x 40	
	206	Gem Sports Centre	B7 4BL	Area 2	No	1	70 x 40	
	197	The University of Birmingham (Bournbrook)	B15 2TT	Area 3	Yes	1	60 x 40	
	301	Newman University Sports Centre	B32 3NT	Area 3	No	1	93 x 56	
	4	Archbishop Ilsley Catholic College	B27 7XY	Area 4	No	1	62 x 30	
120	Lucozade Powerleague Soccer Centre (Sedgemere Road)				No	1	60 x 40	
						6	30 x 20	

## BIRMINGHAM & SOLIHULL PLAYING PITCH ASSESSMENT

Local authority	Site ID	Site	Postcode	Analysis area	FA approved ?	No. of pitches	Size (metres)
	327	Rockwood Academy	B8 3HG	Area 4	No	1	60 x 40
	373	Ark St Alban's Academy	B12 0YH	Area 4	No	1	62 x 34
<b>Solihull</b>	293	The Pavilions	B37 6BX	North	No	1	30 x 20

Although only one of the community available smaller sized 3G pitches is FA approved (University of Birmingham), others are still used to accommodate club training demand despite not being able to accommodate match play. This applies to the following sites in Birmingham:

- ◀ Archbishop Ilsey Catholic College
- ◀ Ash Manor Academy
- ◀ Boldmere St Michaels Football Club
- ◀ Boldmere Sports and Social Club
- ◀ Broadway School
- ◀ Kingsbury Community Leisure Centre
- ◀ Gem Sports Centre
- ◀ Newman University Sports Centre

All remaining community available smaller sized 3G pitches in Birmingham, as well as the Pavilions in Solihull, have recorded football use, although the majority of this comes in the form of small-sided casual leagues (particularly at Goals Soccer Centre and Lucozade Powerleague Soccer Centre) and social use.

In total, 32 Birmingham based teams were discovered to be training on smaller sized 3G pitches. None were discovered to be training on smaller sized 3G pitches in Solihull.

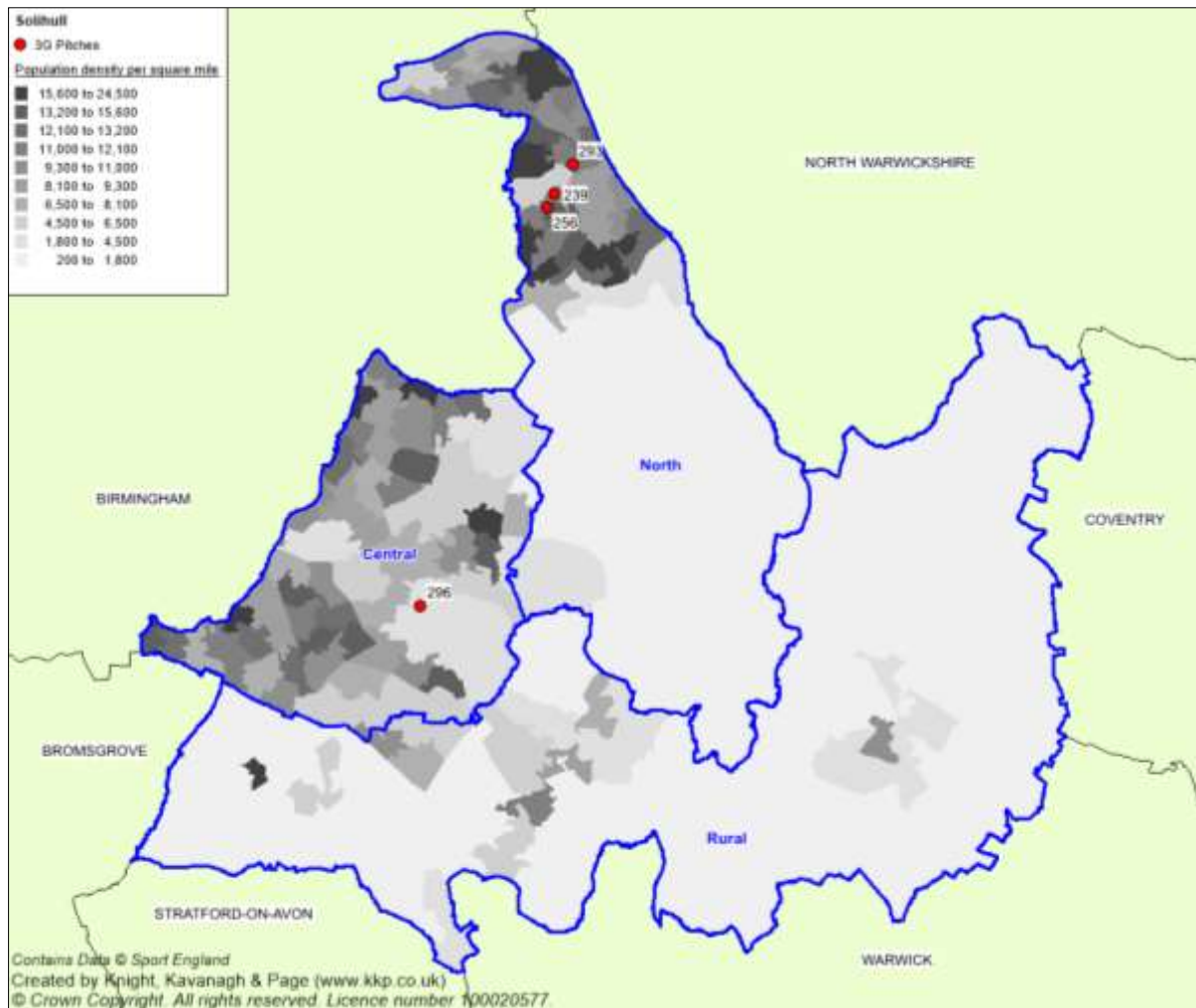
In addition, there are also four indoor 3G facilities servicing Birmingham. A 90x60 metre pitch at Action Indoor Sports and four 30x20 metre pitches at Play Football Arena (previously Futsal Arena) are available to the community, whereas 60x40 metre pitches at Aston Villa Football Club and Wast Hills Training Ground are considered to be unavailable as both are reserved for private use by the respective clubs.

Figures 3.1 and 3.2 overleaf show the location of all outdoor 3G pitches currently servicing Birmingham and Solihull, regardless of size.



# BIRMINGHAM & SOLIHULL PLAYING PITCH ASSESSMENT

Figure 3.2: Location of 3G AGPs in Solihull





## BIRMINGHAM & SOLIHULL PLAYING PITCH ASSESSMENT

---

### ***FA/FIFA approved pitches***

In order for competitive matches to be played on 3G pitches, the pitch should be FIFA or IMS tested and approved and added to the FA pitch register, which can be found at: <http://3g.thefa.me.uk/>.

Pitches undergo FIFA testing to become a FIFA Quality pitch (previously FIFA One Star) or a FIFA Quality Pro pitch (previously FIFA Two Star), with pitches commonly constructed, installed and tested in situ to achieve either accreditation. This comes after FIFA announced changes to 3G performance in October 2015 following consultation with member associations and licenced laboratories. The changes are part of FIFA's continued ambition to drive up performance standard in the industry and the implications are that all 3G pitches built through the FA framework will be constructed to meet the new performance criteria.

The changes from FIFA One Star to FIFA Quality will have minimal impact on the current hours of use guidelines, which suggests that One Star pitches place more emphasis on the product's ability to sustain acceptable performance and can typically be used for 60-85 hours per week with a lifespan of 20,000 cycles. In contrast, pitches built to FIFA Quality Pro performance standards are unlikely to provide the hours of use that some FIFA Two Star products have guaranteed in the past (previously 30-40 hours per week with a lifespan of 5,000 cycles). Typically, a FIFA Quality Pro pitch will be able to accommodate only 20-30 hours per week with appropriate maintenance due to strict performance measurements.

Clubs playing in the football pyramid on 3G pitches meeting FIFA One Star or Two Star guidelines will still be expected to certify their pitches annually, however, if any pitch replacement takes place the Club will need to meet the new FIFA performance criteria of FIFA Quality/Quality Pro.

To stay on the FA register, pitches below the national league pyramid require FA testing every three years.

The following full size 3G pitches in Birmingham are FIFA or FA approved and can therefore be used to host competitive football matches:

- ◀ Boldmere St Michaels Football Club
- ◀ Four Dwellings Academy
- ◀ Moseley Rugby Union Club
- ◀ Moseley School Health and Fitness Centre
- ◀ The University of Birmingham (Metchley Lane)
- ◀ Sutton Coldfield Town Sports Club
- ◀ West Hills Training Ground

In Solihull, CTC Kinghurst Academy is FA approved and John Henry Newman Catholic College is FIFA approved. Tudor Grange Leisure Centre is neither.

### ***World Rugby compliant pitches***

To enable 3G pitches to host competitive rugby union matches, World Rugby has developed the Rugby Turf Performance Specification. This is to ensure that the surfaces replicate the playing qualities of good quality grass pitches, provide a playing environment that will not increase the risk of injury to players and are of an adequate durability. The specification includes a rigorous test programme that assesses ball/surface interaction and player/surface interaction and has been modified to align the standard with that of FIFA.

## **BIRMINGHAM & SOLIHULL PLAYING PITCH ASSESSMENT**

---

Any 3G pitch used for any form of competitive rugby must comply with the above specification and must be tested every two years to maintain its World Rugby compliance. In Birmingham, Moseley Rugby Union Club and Metchley Lane are currently World Rugby compliant and can therefore be used to accommodate rugby union matches.

There are no World Rugby compliant 3G pitches in Solihull, although Silhillians Sports Club has a proposal to provide one in the near future.

### ***Management***

In Birmingham, Metchley Lane, Heartlands Academy and Four Dwellings Academy are all managed in-house by their respective educational provider. Saltley Health and Wellbeing Centre, Moseley School Health and Fitness Centre and Fox Hollies Leisure Centre are also used by the education sector but are dual use sites that are fundamentally operated by the Council. Sutton Coldfield Town Football Club, Boldmere St Michaels Football Club and Moseley Rugby Union Club are managed by the clubs of the same name, whilst Wast Hills Training Ground is operated by Birmingham City FC via an arrangement with the University of Birmingham.

In Solihull, CTC Kinghurst Academy and John Henry Newman Catholic College are managed in-house by the respective schools. Tudor Grange Leisure Centre is operated by Parkwood Leisure on behalf of the Council but is generally hired for use by Solihull College at specific times.

### ***Availability***

Availability varies for each pitch throughout the week, with many pitches reserved for curricular use until 17:00 or 18:00 from Monday to Friday. The only pitches available to hire throughout a weekday are Boldmere St Michaels Football Club, Moseley Rugby Union Club and Sutton Coldfield Town Football Club.

At weekends, all sites are generally available for community use, although Metchley Lane is mostly reserved for use by University teams. Use of Boldmere St Michaels Football Club and Sutton Coldfield Town Football Club is also restricted to external hirers at specific times due to internal club use. For example, no external hirers can access the pitch Sutton Coldfield Town Football Club whilst the Club is playing a home match and in the immediate time both before and after the match (although it can be used in the morning before and in the evening afterwards depending on kick-off times).

Please note that the table overleaf relates to the availability of the pitches and not current capacity or usage levels. This is instead discussed further on in this section of the report.

## BIRMINGHAM & SOLIHULL PLAYING PITCH ASSESSMENT

Table 3.4: Summary of 3G pitch availability

Local authority	Site ID	Site	Availability
Birmingham	24	Boldmere St Michaels Football Club	Available to the community every day from 08:00 until 22:00, although specific times are reserved for use by the Club.
	58	Four Dwellings Academy	Reserved for private use during the week until 18:00. Available to the community from 18:00 until 21:00 Monday to Friday, from 09:00 until 18:00 on Saturdays and from 09:00 until 13:00 on Sundays.
	61	Fox Hollies Leisure Centre	Reserved for private use during the week until 18:00. Available to the community from 18:00 until 22:00 Monday to Friday, from 13:00 until 17:00 on Saturdays and from 08:00 until 20:00 on Sundays.
	133	Moseley Rugby Union Club	Available to the community every day from 09:00 until 22:00, although specific times are reserved for use by the Club.
	134	Moseley School Health and Fitness Centre	Reserved for private use during the week until 17:00. Available to the community from 18:00 until 21:30 Monday to Friday and from 09:00 until 15:00 Saturday to Sunday.
	162	Saltley Health and Wellbeing Centre	Reserved for private use during the week until 17:00. Available to the community from 17:00 until 22:00 Monday to Friday and from 09:00 until 13:30 Saturday to Sunday.
	199	The University of Birmingham (Metchley Lane)	Available to the community from noon until 22:00 Monday to Friday and from 08:00 until 20:00 Saturday to Sunday, although the majority of use is reserved for University use.
	200	Wast Hills Training Ground	Reserved for use by Birmingham City FC
	324	Heartlands Academy	Reserved for private use during the week until 17:00. Available to the community from 17:00 until 21:00 Monday to Friday and from 10:00 until 16:00 Saturday to Sunday.
	325	Sutton Coldfield Town Football Club	Available to the community every day from 07:00 until 23:00, although specific times are reserved for use by the Club.
Solihull	239	CTC Kinghurst Academy	Reserved for private use during the week until 17:30. Available to the community from 17:30 until 21:00 Monday to Friday and from 09:00 until 15:00 Saturday to Sunday.
	256	John Henry Newman Catholic College	Reserved for private use during the week until 18:00. Available to the community from 18:00 until 21:00 Monday to Friday and from 09:00 until 17:00 on Saturday to Sunday.
	296	Tudor Grange Leisure Centre	Available to the community from 07:00 until 22:00 Monday to Friday, although access can be restricted due to hired use by Solihull College, and from 08:00 until 17:00 Saturday to Sunday.

## BIRMINGHAM & SOLIHULL PLAYING PITCH ASSESSMENT

### Quality

Depending on use it is considered that the carpet of an AGP usually lasts for approximately ten years and it is the age of the surface, combined with maintenance levels, which most commonly affects quality. It is therefore recommended that sinking funds are put into place by providers to enable long term sustainability, ongoing repairs and future refurbishment beyond this time period.

The following table indicates when each full size 3G pitch was installed or last resurfaced in both Birmingham and Solihull, together with an agreed quality rating following non-technical assessments and provider and user consultation.

Table 3.5: Age and quality of full size 3G pitches

Local authority	Site ID	Site	Year installed/resurfaced	Quality	FF Funded?
Birmingham	24	Boldmere St Michaels Football Club	2016	Good	No
	58	Four Dwellings Academy	2014	Good	No
	61	Fox Hollies Leisure Centre	2014	Good	No
	133	Moseley Rugby Union Club	2007	Standard	Yes
	134	Moseley School Health and Fitness Centre	2016	Good	Yes
	162	Saltley Health and Wellbeing Centre	2006	Standard	No
	199	The University of Birmingham (Metchley Lane)	2009	Standard	No
	200	Wast Hills Training Ground	2013	Good	Yes
	324	Heartlands Academy	2013	Standard	No
	325	Sutton Coldfield Town Football Club	2011	Good	Yes
Solihull	239	CTC Kinghurst Academy	2015	Good	No
	256	John Henry Newman Catholic College	2016	Good	Yes
	296	Tudor Grange Leisure Centre	2009	Standard	Yes

As seen, no full size 3G pitches in either Birmingham or Solihull are over ten years old and no pitches are assessed as poor quality. That being said, Saltley Health and Wellbeing Centre and Moseley Rugby Union Club are nearing the end of their lifespan and will need replacing in the near future. This is especially key at Moseley Rugby Union Club as the pitch is both FA approved and World Rugby compliant, meaning failure to sustain quality will result in it losing its certification, thus affecting the nature of play that is currently accommodated.

The same also applies to small sized 3G pitches, with none over ten years old. Kingsbury Community Leisure Centre and Goals Soccer Centre (Perry Barr) are the oldest facilities, with the former provided in 2006 and the latter provided in 2007.

# BIRMINGHAM & SOLIHULL PLAYING PITCH ASSESSMENT

## **Ancillary facilities**

The University of Birmingham is currently without adequate changing provision at its Metchley Lane campus and the provision that does exist is not within close proximity to the 3G pitch on site. As such, the University reports plans to provide a new clubhouse that will be better located to service the current pitch, in addition to a major overhaul of all clubhouse facilities across its campuses.

All remaining 3G provision is accompanied by ancillary facilities that are considered to be adequate and no other issues were raised during consultation or via site assessments.

## **Future developments**

There are numerous proposals for full size 3G pitches, as seen in the table below. In total, ten are proposed in Birmingham and eight are propose in Solihull.

*Table 3.6: Proposed full size 3G pitches*

Local authority	Site ID	Site	Analysis area	No. of pitches	Size (metres)
<b>Birmingham</b>	38	Castle Vale Football Stadium	Area 1	1	100 x 64
	141	North Birmingham Academy	Area 1	1	106 x 71
	11	Aston Park	Area 2	1	100 x 64
	119	Lordswood Schools	Area 3	1	106 x 71
	197	University of Birmingham (Bournbrook)	Area 3	1	110 x 70
	199	University of Birmingham (Metchley Lane)	Area 3	2	110 x 70
	203	Transport Stadium	Area 3	2	100 x 64
	328	Sandon Road	Area 3	1	106 x 71
<b>Solihull</b>	263	Light Hall School	Central	1	100 x 60
	329	Sharman's Cross	Central	1	106 x 71
	274	North Solihull Sports Centre	North	1	102 x 63
	226	Arden Academy Trust	Rural	1	102 x 63
	242	Dickens Heath Sports Club	Rural	2	100 x 60
	260	Knowle Football Club	Rural	1	100 x 64
	282	Silhillians Sports Club	Rural	1	110 x 70

It must be noted that the above developments are at different stages with only a minimal number definitely going ahead. Funding and planning has been secured in relation to the proposals at Lordswood Schools, whereas the proposal at North Birmingham Academy is currently out to planning.

All remaining proposals are reliant on mitigating factors. For example, Arden Academy Trust is only expected to go ahead if floodlighting is permitted, whereas North Solihull Sports Centre is dependent on the impact of existing 3G pitches at CTC Kinghurst Academy and John Henry Newman Catholic College.

The development of two 3G pitches at Transport Stadium (West Midlands Travel Site) are linked to mitigation for the loss of North Worcestershire Golf Course.

## BIRMINGHAM & SOLIHULL PLAYING PITCH ASSESSMENT

In addition to the table above, Colmers Community Leisure Centre, Small Heath Leisure Centre and the Pavilion were previously proposed in Birmingham, dependent on the FA's Parklife scheme; however, this is no longer going ahead in Birmingham (for the time being).

Aston Park, which is earmarked by the Aston Villa Foundation, Colmers Community Leisure Centre, Small Heath Leisure Centre and the Pavilion in Birmingham and Arden Academy Trust and Light Hall School in Solihull are currently sand-based AGPs. As such, should the pitches be converted to 3G, it is imperative that hockey club users remain provided for either through access to other, existing hockey suitable pitches or through new provision.

The proposals at Sandon Road and Silhillians Sports Club are expected to deliver World Rugby compliant 3G pitches. The same applies to the proposals at the University of Birmingham, which in total has aspirations to develop three new 3G pitches; two at its Metchley Lane Campus (taking its total up to three) and one at its Bournbrook Campus that will replace the smaller sized 3G pitch on site. The University currently has a lack of capacity across its grass pitches, hence its plans for an increase in 3G pitches.

The potential development Dickens Heath Sports Club also proposes the creation of a World Rugby compliant 3G pitch (in addition to a stadia 3G pitch).

In addition, the table below highlights proposals that are in place for smaller sized 3G pitches. The majority of these are just below full size, with the only exceptions being Cadbury College and Stockland Green School, which are mini sized pitches.

The development at Hodge Hill College is under construction and will be World Rugby compliant.

*Table 3.7: Proposed smaller sized 3G pitches*

Local authority	Site ID	Site	Analysis area	No. of pitches	Size (metres)
Birmingham	330	Stockland Green School	Area 1	1	60 x 40
	92	Holyhead School	Area 2	1	93 x 58
	35	Cadbury College	Area 3	2	30 x 20
	192	Baverstock Foundation School	Area 3	1	90 x 45
	84	Hodge Hill College	Area 4	1	96 x 61
Solihull	247	Grace Academy	North	1	83 x 53
	284	Smith's Wood Sports College	North	1	72 x 52



# BIRMINGHAM & SOLIHULL PLAYING PITCH ASSESSMENT

---

## 3.3 Demand

### *Usage*

All 3G pitches currently servicing Birmingham and Solihull are reported as operating at or close to capacity at peak times, especially during winter months. Those pitches that are FA tested and/or World Rugby compliant are also heavily used during weekends for competitive matches. The only exceptions to this are Boldmere St Michaels Football Club, Moseley School Health and Fitness Centre and John Henry Newman Catholic College, all of which have only been provided this year and have some spare capacity remaining.

### *Football*

#### *Training demand*

Getting access to good quality, affordable training facilities is a problem for many clubs throughout the country. In the winter months, midweek training is only possible at floodlit facilities.

The FA's long term ambition is to provide every affiliated team in England the opportunity to train once per week on a floodlit 3G surface, together with priority access for every Charter Standard Community Club through a partnership agreement. In order to calculate the number of football teams a 3G pitch can service for training, peak time access is considered to be from 18:00 until 22:00 Tuesday-Thursday resulting in an overall peak period of 12 hours per week. Mondays and Fridays are not included within this calculation as it is considered that most teams do not want to train in such close proximity to a weekend match.

Full size 3G pitches are divided into thirds or into quarters for training purposes meaning they can accommodate either three or four teams per hour and either 36 or 48 teams per week (during the peak training period). Based on an average of these numbers it is therefore estimated that 42 teams can be accommodated on one full size 3G pitch for training.

Based on the above figures and discounting teams that currently train on smaller sized 3G pitches, there are 596 teams currently playing in Birmingham that require access to full size 3G provision. This equates to a need for 14 full size 3G pitches (rounded down from 14.19 as it is considered that the large number of smaller sized pitches can be used to accommodate the excess demand). As there are presently nine pitches available to the community (discounting Wast Hills Training Ground), a current shortfall of five full size 3G pitches is identified.

In Solihull, a shortfall of six 3G pitches is evident. This is based on demand from 380 teams (no teams train on smaller sized 3G pitches) requiring nine full size 3G pitches (rounded down from 9.05) and three full size pitches currently being provided.

*Table 3.8: Current demand for 3G pitches (42 teams per pitch)*

Local authority	Current number of teams	3G requirement	Current number of 3G pitches	Potential shortfall
Birmingham	596	14	9	5
Solihull	380	9	3	6

## BIRMINGHAM & SOLIHULL PLAYING PITCH ASSESSMENT

When considering future demand, there is a need for 18 full size 3G pitches (rounded down from 18.75) in Birmingham and 12 full size 3G pitches (rounded down from 12.07) in Solihull. This is based on latent demand for 22 teams and future demand (including participation and population increases) for 171 teams in Birmingham (resulting in 789 teams in total) and latent demand for 30 teams and future demand (including participation and population increases) for 97 teams in Solihull (resulting in 507 teams in total).

*Table 3.9: Future demand for 3G pitches (42 teams per pitch)*

Local authority	Future number of teams	3G requirement	Current number of 3G pitches	Potential shortfall
Birmingham	789	18	9	9
Solihull	507	12	3	9

As seen, the above calculation equates to a shortfall of nine full size 3G pitches in both Birmingham and Solihull.

Alternatively, the table below considers the number of full size 3G pitches required if every team was to remaining training within the respective analysis area that they play in. For this, please note that the 3G requirement is rounded to the nearest whole number. That said, it must be noted that this approach may not be sustainable and any developments beyond the number of pitches required for Birmingham and Solihull as a whole must have robust business plans to justify further provision.

*Table 3.10: Current demand for 3G pitches by Analysis Area (42 teams per pitch)*

Local authority	Analysis area	Current number of teams	3G requirement	Current number of 3G pitches	Potential shortfall
Birmingham	Area 1	193	5	2	3
	Area 2	146	3	1	2
	Area 3	170	4	3	1
	Area 4	87	2	3	-
<b>Total</b>		<b>596</b>	<b>14</b>	<b>9</b>	<b>6</b>
Solihull	Central	81	2	1	1
	North	166	4	2	2
	Rural	133	3	-	3
<b>Total</b>		<b>380</b>	<b>9</b>	<b>3</b>	<b>6</b>

As evidenced, there is a current shortfall of six full size 3G pitches in both local authorities if each team was to remain within their analysis area. In Birmingham, there is a shortfall of three full size 3G pitches in Area 1, two in Area 2 and one in Area 3, whereas demand is being met in Area 4. For Solihull, there is a shortfall in each analysis area totalling one full size 3G pitch in the Central Analysis Area, two in the North Analysis Area and three in the Rural Analysis Area.

## BIRMINGHAM & SOLIHULL PLAYING PITCH ASSESSMENT

Table 3.11: Future demand for 3G pitches by Analysis Area (42 teams per pitch)

Local authority	Analysis area	Future number of teams	3G requirement	Current number of 3G pitches	Potential shortfall
Birmingham	Area 1	265	6	2	4
	Area 2	175	4	1	3
	Area 3	237	6	3	3
	Area 4	112	3	3	-
<b>Total</b>		<b>789</b>	<b>19</b>	<b>9</b>	<b>10</b>
Solihull	Central	111	3	1	2
	North	207	5	2	3
	Rural	159	4	-	4
<b>Total</b>		<b>507</b>	<b>12</b>	<b>3</b>	<b>9</b>

When factoring in future demand for each team staying within their respective analysis area, the shortfall increases to ten full size 3G pitches in Birmingham and to nine full size 3G pitches in Solihull. For Birmingham, the shortfall is evident in Area 1 (four full size 3G pitches), Area 2 (three full size 3G pitches) and Area 3 (three full size 3G pitches), whilst demand is met in Area 4.

In Solihull, there is an increased shortfall in each analysis area, with the shortfalls now totalling two full size 3G pitches in the Central Analysis Area, three in the North Analysis Area and four in the Rural Analysis Area.

### Match play demand

Improving grass pitch quality is one way to increase the capacity at sites but given the cost of doing such work and the continued maintenance required (and associated costs) alternatives need to be considered that can offer a more sustainable model for the future of football. The alternative to grass pitches is the use of 3G pitches for competitive matches, providing that the pitch is FA approved, floodlit and available for community use during the peak period.

In Birmingham, six of the 11 full size 3G pitches have undergone testing and are therefore FA approved and 53 teams currently play home matches on 3G. Both Sutton Coldfield Town Football Club and Boldmere St Michaels Football Club are predominately used by their respective owners as well as clubs such as Romulus FC, Coleshill Town FC and Paget Rangers 2011 FC. Four Dwellings Academy is used by Bartley Reds FC and Lightwoods Lions FC, whereas neither Moseley Rugby Club nor the University of Birmingham (Metchley Lane) are regularly used due to rugby demand. West Hills Training Ground is reserved for use by Birmingham City FC.

It must also be noted that both Fox Hollies Leisure Centre and Saltely Community Leisure Centre are currently in use for match purposes despite not being FA approved. The former is in use by Solihull Moors, Grange, Holy Souls and Punchbowl Athletic football clubs, whereas the latter is used by Birmingham Youth Sports FC. This is not recommended and should be prevented as soon as possible.

## **BIRMINGHAM & SOLIHULL PLAYING PITCH ASSESSMENT**

---

In Solihull, two of the three full size 3G pitches are FA approved and 12 teams currently use 3G for matches. John Henry Newman Catholic College is accessed by Chelmsley Colts FC and Coleshill FC, whereas CTC Kinghurst Academy is used by Arden Forest FC. Tudor Grange Leisure Centre is neither FA approved nor in use for matchplay.

The FA has recently developed a scenario to test the number of full size 3G pitches required if all demand from grass local authority pitches was to be transferred to 3G. This will be evidenced within the Strategy document.

### *The Parklife Programme*

The Parklife Football Hubs Programme is The FA's radical vision to transform the way grassroots football is played in England's towns and cities. The FA, DCMS, Premier League and Sport England are all working together to significantly improve the provision and quality of football facilities, on a sustainable basis, to drive increased participation levels, quality of experience and more broadly delivering wider social benefits. The main focus of delivery will be around increasing the number of 3G pitches available for competitive play. To be eligible for the project local authorities must have a population of at least 200,000 people.

### **Rugby**

There are two World Rugby compliant 3G pitches in Birmingham; one at Moseley Rugby Union Club and one at Metchley Lane. Furthermore, there are proposals in place that would result in an increase of compliant pitches; one at Sandon Road and three at the University of Birmingham (one at Bournbrook and two at Metchley Lane). In addition, a smaller sized 3G pitch that is under construction at Hodge Hill College is expected to become World Rugby compliant.

There are no World Rugby compliant 3G pitches in Solihull, although a proposal is in place for one to be provided at Silhillians Sports Club. The RFU investment strategy into AGPs considers sites where grass rugby pitches are over capacity and where an AGP would support the growth of the game at the host site and for the local rugby partnership, including local clubs and education sites.

### **3.4 Supply and demand analysis**

The FA model suggests that to meet training demand there is a current need for at least 14 community available full size 3G pitches in Birmingham and a future need for at least 19, of which there are nine. In Solihull, there is a current need for at least nine community available full size 3G pitches and a future need for at least ten, of which there are three. As such, combined with limited spare capacity existing on the current stock and a shortfall of grass pitch provision, there is a clear need for more pitches to be developed across both local authorities.

Priority should therefore be placed on the creation of new, strategically located full size 3G pitches in order to reduce shortfalls. Additionally, the current pitch stock requires sustaining. To that end, providers are encouraged to put sinking funds in place to ensure future refurbishment and it is also recommended that all new and existing pitches undergo FA testing every three years to remain or become FA approved to host competitive matches.

## BIRMINGHAM & SOLIHULL PLAYING PITCH ASSESSMENT

For rugby union, the 3G pitch proposals at Sandon Road and the University of Birmingham will further help satisfy demand in Birmingham, as will the development at Silhillians Sports Club in Solihull. Nevertheless, further provision may be required given the identified overplay of grass pitches (see Part 5: Rugby Union).

### ***Hockey suitable AGPs (sand/water based)***

The most cost effective method for increasing 3G pitch stock is for the conversion of existing hockey suitable AGPs given that the supporting infrastructure is already in place and given that an increase in 3G pitches can make some obsolete as football training demand transfers. It is, however, imperative that hockey demand continues to be catered for meaning those AGPs that are currently used for hockey must be protected (or mitigated) as a hockey suitable surface.

*Table 3.12: Provision of full size hockey suitable AGPs in Birmingham and Solihull*

Local authority	Site ID	Site	Postcode	Analysis area	No. of pitches	Size (metres)	Hockey use?
Birmingham	21	Bishop Vesey's Grammar School	B74 2NH	Area 1	1	100 x 65	Yes
	217	Wyndley Leisure Centre	B73 6EB	Area 1	1	100 x 60	Yes
	11	Aston Park	B6 6JD	Area 2	1	100 x 65	No
	48	Doug Ellis Sports Centre	B42 2SY	Area 2	1	95 x 60	Yes
	74	Hamstead Hall Academy	B20 1HL	Area 2	1	100 x 60	Yes
	92	Holyhead School	B21 0HN	Area 2	1	93 x 58	No
	170	Small Heath Leisure Centre	B10 9RX	Area 2	1	105 x 70	Yes
	195	The Pavilion	B6 7AA	Area 2	1	110 x 70	No
	323	Holte School	B19 2EP	Area 2	1	100 x 60	No
	404	Perry Beeches Academy	B42 2PY	Area 2	1	95 x 60	No
	42	Colmers Community Leisure Centre	B45 9NY	Area 3	1	100 x 60	No
	50	Edgbaston High School for Girls	B15 3TS	Area 3	1	100 x 60	Yes
	99	King Edward VI Five Ways School	B31 4BT	Area 3	1	95 x 60	Yes
	101	King Edward VI High School for Girls	B15 2UB	Area 3	2	100 x 60	Yes
						100 x 60	Yes
	104	King Edward's School (Eastern Road)	B29 7JX	Area 3	1	100 x 60	Yes
	197	The University of Birmingham (Bournbrook)	B15 2TT	Area 3	2	97 x 60	Yes
97 x 60						Yes	
211	Waverley Studio College	B9 5QA	Area 4	1	100 x 60	No	

## BIRMINGHAM & SOLIHULL PLAYING PITCH ASSESSMENT

Local authority	Site ID	Site	Postcode	Analysis area	No. of pitches	Size (metres)	Hockey use?
Solihull	264	Lode Heath School	B91 2HW	Central	1	95 x 60	Yes
	279	Saint Martin's School	B91 3EN	Central	1	95 x 60	Yes
	287	Solihull School	B91 3DJ	Central	1	100 x 60	No <sup>28</sup>
	298	West Warwickshire Sports Club	B91 1DA	Central	1	100 x 60	Yes
	248	Hampton-in-Arden Sports Club	B91 1AT	North	1	95 x 60	Yes
	274	North Solihull Sports Centre	B37 5LA	North	1	102 x 63	Yes
	282	Silhillians Sports Club	B93 9LW	Rural	1	100 x 60	Yes

In Birmingham, Aston Park, Holyhead School, the Pavilion, Holte School, Perry Beeches Academy, Colmers Community Leisure Centre and Waverley Studio College do not receive any regular community hockey demand. The majority do, however, receive some level of football training demand, with the exceptions of Perry Beeches Academy, which is neither floodlit nor available for community use and Waverley Studio College, which is also unavailable to the community albeit floodlit.

In Solihull, Solihull School is the only hockey suitable AGP that does not currently receive any community hockey demand, although it does receive high levels of school hockey demand and a community use agreement is soon to be in place to allow for community use. It must therefore be protected as a hockey suitable surface.

In addition to the full size pitches, there are also 24 smaller sized hockey suitable AGPs in Birmingham and four in Solihull. The large majority of these receive no hockey demand. For more information, including mapping, see Part 7: Hockey.

<sup>28</sup> Although there is no club hockey use, please note that the AGP is well used by the School for hockey purposes (curricular and extra-curricular)



## BIRMINGHAM & SOLIHULL PLAYING PITCH ASSESSMENT

---

### 3G summary - Birmingham

- ◀ There are currently ten 3G pitches in Birmingham that are considered to be full size, nine of which are available for community use (discounting West Hills Training Ground).
- ◀ In addition, there are 54 smaller sized pitches that are generally not suitable for adult match play but can be used to accommodate youth and mini matches as well as training demand.
- ◀ Seven of the full size 3G pitches are FA or FIFA approved to host competitive matches.
- ◀ Moseley Rugby Union Club and Metchley Lane are World Rugby compliant and can therefore be used to host competitive rugby union matches.
- ◀ As well as West Hills Training Ground external use is also limited at Metchley Lane due to university use and at Boldmere St Michaels Football Club and Sutton Coldfield Town Football Club due to internal club use.
- ◀ All full size pitches are within their lifespan (ten years), with six assessed as good quality and four as standard quality.
- ◀ The University of Birmingham is currently without adequate changing provision at its Metchley Lane Campus, with plans in place to provide a new clubhouse that will be better located to service the 3G pitch.
- ◀ There are ten proposals in place for new full size 3G pitches and six in place for smaller sized pitches.
- ◀ All full size 3G pitches are reported as operating at or close to capacity at desirable times, especially during winter months. Those pitches that are FA tested and/or World Rugby compliant are also heavily used during weekends for competitive matches.
- ◀ 53 teams currently use 3G pitches for matches, which is a high amount when compared to other local authorities.
- ◀ For training purposes, based on the FA model, there is a current shortfall of five full size 3G pitches based on 596 teams requiring 14 pitches in total.
- ◀ When considering future demand for an additional 171 teams, the shortfall of pitches increases to nine.
- ◀ If each team was to remain within their respective analysis area for training, the current shortfall increases to six and the future shortfall increases to ten.
- ◀ With limited spare capacity existing on the current stock and a shortfall of grass pitch provision, there is a clear need for more pitches to be developed in strategically suitable locations.
- ◀ For rugby union, the 3G pitch proposals at Sandon Road and the University of Birmingham will further help satisfy demand but further provision may be required given overplay of grass pitches.

## BIRMINGHAM & SOLIHULL PLAYING PITCH ASSESSMENT

---

### 3G summary - Solihull

- ◀ There are currently three 3G pitches in Solihull that are considered to be full size.
- ◀ In addition, there is one smaller sized pitch (the Pavilions) that is generally not suitable for adult match play but can be used to accommodate youth and mini match as well as training demand.
- ◀ Two of the full size 3G pitches (CTC Kinghurst Academy and John Henry Newman Catholic College) are FA or FIFA approved to host competitive matches.
- ◀ No pitches are World Rugby compliant, although a proposal at Silhillians Sports Club would provide one.
- ◀ The potential development Dickens Heath Sports Club also proposes the creation of a World Rugby compliant 3G pitch.
- ◀ All full-size pitches are available for community use, although access is limited during weekdays due to curricular use.
- ◀ All full size pitches are within their lifespan (ten years), with two assessed as good quality and one (Tudor Grange Leisure Centre) as standard quality.
- ◀ There are eight proposals in place for new full size 3G pitches and two in place for smaller sized pitches.
- ◀ All full size 3G pitches are reported as operating at or close to capacity at desirable times, especially during winter months. Those pitches that are FA tested are also heavily used during weekends for competitive matches.
- ◀ 12 teams currently use 3G pitches for matches.
- ◀ For training purposes, based on the FA model, there is a current shortfall of six full size 3G pitches based on 380 teams requiring nine pitches in total.
- ◀ When considering future demand for an additional 127 teams, the shortfall of pitches increases to nine.
- ◀ If each team was to remain within their respective analysis area for training, the current shortfall remains at six, whilst the future shortfall remains at nine.
- ◀ With limited spare capacity existing on the current stock and a shortfall of grass pitch provision, there is a clear need for more pitches to be developed in strategically suitable locations.
- ◀ An increase in World Rugby compliant provision may be needed given identified overplay of grass pitches.

# BIRMINGHAM & SOLIHULL PLAYING PITCH ASSESSMENT

## PART 4: CRICKET

### 4.1: Introduction

The Warwickshire Cricket Board (WCB) is the main governing and representative body for cricket within both Birmingham and Solihull. It works closely with the England and Wales Cricket Board (ECB) 'to provide a cricketing future for all', co-ordinating and supporting a wide range of activities designed to provide playing opportunities for adults, boys, girls and people with disabilities. Working closely with Warwickshire County Cricket Club, support is also offered through coaching, mentoring and the development of coaches, officials and volunteers.

Senior cricket is typically played in leagues on Saturday afternoons, although in Birmingham and Solihull there is also a high level of demand on Sundays and midweek, with many teams playing friendly matches and informal league cricket on these days. For junior cricket, matches are generally played midweek on various nights, however, demand also exists on a Sunday (e.g. u13s and u15s Premier League fixtures).

The boundary is the perimeter of the field of play. For senior matches, the ground authority should aim to provide the largest playing area, subject to no boundary exceeding a distance of 82 metres or less than a minimum of 45 metres from the centre of any pitch. On grounds where the boundary is not clearly defined by a perimeter fence or edge of grass area, it must be marked by a rope. Whilst the size of the field varies from site to site, a wicket is always a rectangular area of 20.12 metres in length and 3.05 metres in width. The popping crease is marked 1.22 metres in front of the stumps at either end, with the stumps set along the bowling crease.

### Consultation

There are 21 affiliated cricket clubs playing in Birmingham and 19 in Solihull. Of these, 18 Birmingham based clubs and all Solihull based clubs responded to consultation, resulting in an overall response rate of 93% (86% for Birmingham and 100% for Solihull). The table below indicates which clubs were responsive and those that were not for both local authorities.

*Table 4.1: Summary of consultation*

Local authority	Name of club	Responded?
Birmingham	Aston CC	Yes
	Aston Manor CC	Yes
	Attock CC	Yes
	Bournville CC	Yes
	Bridge Trust CC	Yes
	Continental Star CC	Yes
	Four Oaks Saints CC	Yes
	Handsworth CC	Yes
	Harborne CC	Yes
	Highcroft & Great Barr CC	No
	Kings Heath CC	Yes
	Lyndworth CC	No
	Moseley Ashfield CC	Yes
	Pickwick CC	Yes
	Sheldon Marlborough CC	Yes

## BIRMINGHAM & SOLIHULL PLAYING PITCH ASSESSMENT

Local authority	Name of club	Responded?
	Shenley Fields CC	Yes
	Sutton Coldfield CC	Yes
	Walmley CC	Yes
	Ward End Unity CC	Yes
	Weoley Hill CC	Yes
	Willclare CC	No
<b>Solihull</b>	Berkswell CC	Yes
	Castle Bromwich CC	Yes
	Catherine De Barnes CC	Yes
	Dorridge CC	Yes
	Earlswood CC	Yes
	Hampton & Solihull CC	Yes
	Hampton-in-Arden Village CC	Yes
	Heart of England CC	Yes
	Knowle & Dorridge CC	Yes
	Knowle Village CC	Yes
	Marston Green CC	Yes
	Moseley CC	Yes
	Old Edwardians CC	Yes
	Olton & West Warwickshire CC	Yes
	Shirley CC	Yes
	Solihull Blossomfield CC	Yes
	Solihull Municipal CC	Yes
Tanworth & Camp Hill CC	Yes	
Woodbourne CC	Yes	

In addition, there are also numerous, predominately South Asian based teams fielded in leagues such as the Birmingham Cricket League, the Al Faisals Cricket League, Local Leagues (LL) and Last Man Stands (LMS). Demand from these clubs/teams and key issues affecting them has been accounted for through consultation with the leagues. Although this activity is not club based, please note that the ECB recognises that all participation is equally important and most of its recent investment has been for such demand (e.g. the developments at Perry Hall Park and Holford Drive).

## BIRMINGHAM & SOLIHULL PLAYING PITCH ASSESSMENT

### 4.2: Supply

There are 73 grass cricket squares in Birmingham across 51 sites and there are 26 grass cricket squares across 21 sites in Solihull. Of these, 67 squares are considered to be available for community use in Birmingham, whereas 22 squares are available to the community in Solihull.

Table 4.2: Summary of grass wicket squares available for community use

Local authority	Analysis area	No. of squares available for community use
<b>Birmingham</b>	Area 1	15
	Area 2	24
	Area 3	16
	Area 4	11
<b>Total</b>		<b>67</b>
<b>Solihull</b>	Central	8
	North	5
	<b>Rural</b>	<b>9</b>
<b>Total</b>		<b>23</b>

Please note that Edgbaston Cricket Ground, located within Birmingham, is considered as unavailable for community use as it is generally reserved for Warwickshire County matches, whereby games can be played over four days and other select matches, such as international fixtures.

In contrast, Edgbaston Foundation Sports Ground is considered available for community use despite predominately being used for matches featuring Warwickshire's Academy teams. Although community use may not include regular Saturday club cricket, club and league finals are hosted as well as other sporadic community type matches should the availability exist.

### **Non-turf pitches (NTPs)**

There are NTPs accompanying grass wicket squares at 14 sites in Birmingham and five in Solihull, as seen in the table below. Each square contains one NTP, with the exception of Solihull School, which contains four across three squares.

Table 4.3: Grass wicket squares accompanied by NTPs

<b>Birmingham</b>	<b>Solihull</b>
Aston Manor Cricket Club	Knowle Village Cricket Club
Bishop Vesey's Grammar School	Moseley Cricket Club
Co-operative Sports and Social Club	Solihull School
Four Oaks Saints Cricket Club	Tippetts Field
Handsworth Park	Tudor Grange Academy
Highcroft Sports and Social Club	
Holford Drive Community Sports Hub	
Hollyfields Sports and Social Club	
Moseley Ashfield Cricket Club	
Pickwick Cricket Club	
Rectory Park	

## BIRMINGHAM & SOLIHULL PLAYING PITCH ASSESSMENT

Birmingham	Solihull
Washwood Heath Academy Waverley Studio College Weoley Hill Cricket Club	

Furthermore, there are standalone NTPs located at ten sites in Birmingham and at nine in Solihull. Each site again contains one NTP, with the exception of Hamstead Site which contains three.

*Table 4.4: Standalone NTPs*

Birmingham	Solihull
Aston Old Edwardians Rugby Club	Eversfield Preparatory School
Fairfax School	Heart of England School
Great Barr School	Light Hall School
Hamstead Hall Academy	Lode Heath School
Hamstead Site	Meriden Sports Park
King Edward VI Five Ways School	Park Hall Academy
King's Norton Boys' School	Smith's Wood Sports College
Lordswood Schools	Solihull Sixth Form College
Saltley Health and Wellbeing Centre	Widney Junior School
Yardley's School	

Of the standalone NTPs in Birmingham, Aston Old Edwardians Rugby Club, Hamstead Site and Saltley Health and Wellbeing Centre receive any regular demand from the community as they are used for matches by South Asian leagues. In Solihull, Meriden Sports Park is accessed by Heart of England CC for its two senior teams and Lode Heath School and Widney Junior School are accessed by Old Edwardians CC and Solihull Municipal CC respectively for their third senior teams. All remaining standalone NTPs across both local authorities are either considered unavailable for community use, or are unused by the community despite being available. The latter issue may be because clubs are unaware of availability and are therefore unaware of how to gain access.

The ECB highlights that pitches which follow its TS6 guidance on performance standards are suitable for high level, senior play as well as junior matches and training (with the aid of mobile nets). No standalone NTPs across either Birmingham or Solihull are recorded as regularly accommodating junior play, however, the majority of those accompanying grass wicket squares are in use for this purpose.

### ***Disused squares***

Cofton Park contains a disused standalone NTP that has been unused and neglected for numerous years after it was poorly installed by the Council. The ECB reports demand for the provision to be re-provided following the development of a new pavilion that will assist in attracting demand.

Spring Lane Playing Fields previously contained two grass wicket squares, however, one of these (containing six wickets) is no longer in use or maintained. The first square (eight grass wickets) remains in use and is accessed by the Birmingham Cricket League.



## BIRMINGHAM & SOLIHULL PLAYING PITCH ASSESSMENT

---

In addition, the following sites in Birmingham previously contained at least one grass wicket square:

- ◀ Gilberstone Recreation Ground
- ◀ MEB Community Playing Field
- ◀ Shard End no.6 Playing Field
- ◀ Sutton Rugby Club
- ◀ Transport Stadium (West Midlands Travel)
- ◀ Ward End Park
- ◀ Wast Hills

The majority of these sites have now been re-configured to provide other sports pitches, such as football or rugby pitches, although some are unmaintained and overgrown (e.g MEB Community Playing Field). As such, the squares could be brought back into use following significant restoration and the ECB highlights Ward End Park as a particular site that it would like access to, principally because it would be a good location to provide an NTP.

Shard End no.6 Playing Field is soon to be leased by the International School in an agreement lasting 125 years. The ECB therefore intends on working with the School to restore some level of cricket provision that will be available to the community in addition to plans for a new pavilion to be provided. As with Ward End Park, the site is considered to be ideal for the creation of an NTP.

The following sites in Solihull previously contained a cricket square:

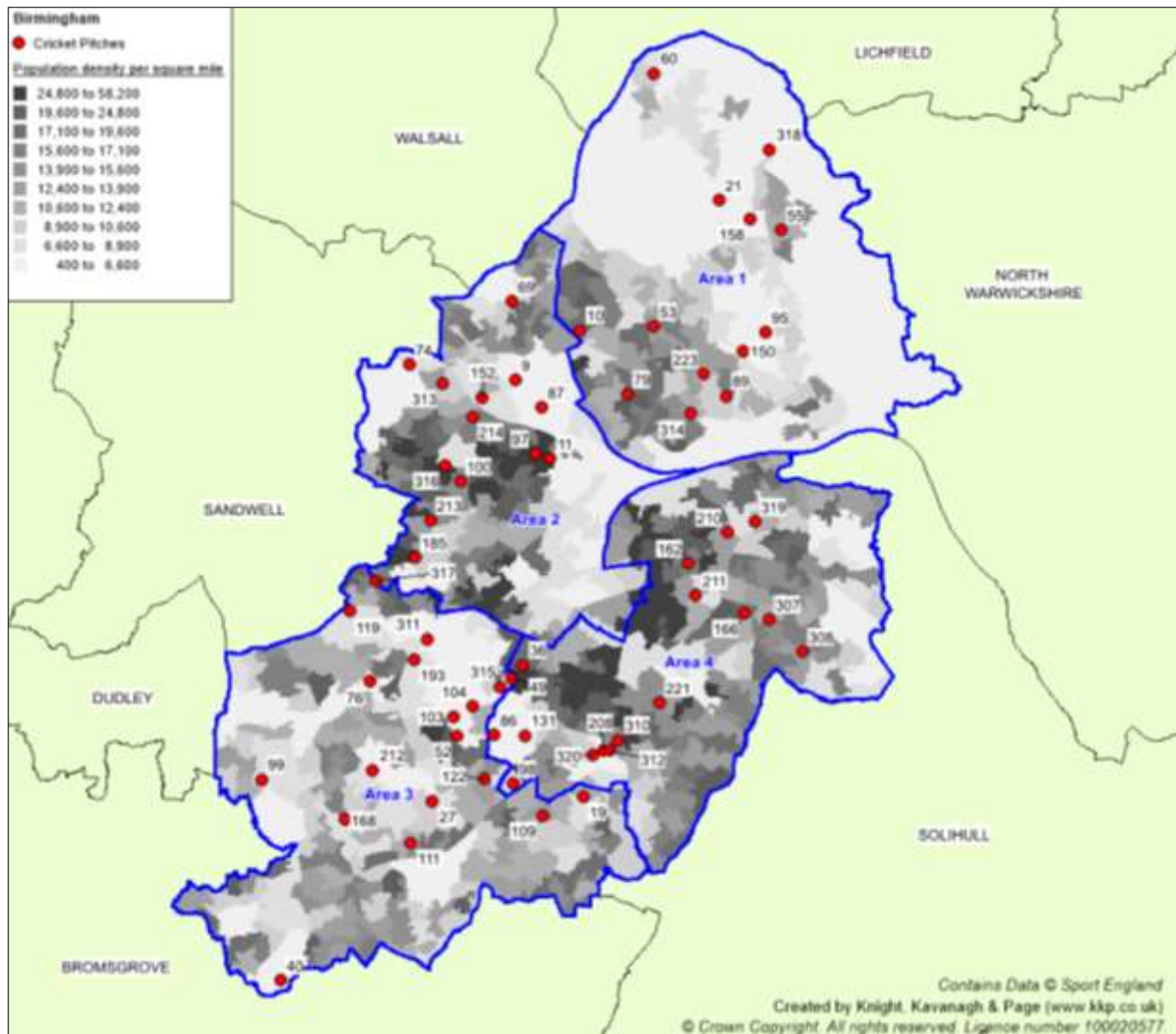
- ◀ Land Rover Sports and Social Club
- ◀ Civil Service Sports Ground

It is recommended that all disused squares in both Birmingham and Solihull are retained and protected as strategic reserve.

Figures 4.1 below and 4.2 overleaf show the location of all cricket squares (including NTPs) currently servicing Birmingham and Solihull. For a key to the maps, see Table 4.5 and Table 4.6.

# BIRMINGHAM & SOLIHULL PLAYING PITCH ASSESSMENT

Figure 4.1: Summary of cricket pitches in Birmingham



## BIRMINGHAM & SOLIHULL PLAYING PITCH ASSESSMENT

Table 4.5: Summary of cricket squares in Birmingham

Local authority	Site ID	Site	Postcode	Analysis area	Community use?	Pitches	Number of wickets	
							Grass	Non-turf
Birmingham	10	Aston Old Edwardians Rugby Club	B44 0HP	Area 1	Yes	1	-	1
	21	Bishop Vesey's Grammar School	B74 2NH	Area 1	Yes	3	8	-
							5	1
							5	-
	53	Erdington Court Sports Club	B23 5QU	Area 1	Yes	1	12	-
	55	Fairfax School	B75 7JT	Area 1	No	1	-	1
	60	Four Oaks Saints Cricket Club	B74 4LT	Area 1	Yes	1	11	1
	79	Highcroft Sports and Social Club	B23 6AU	Area 1	Yes	1	10	1
	89	Hollyfields Sports and Social Club	B24 0JT	Area 1	Yes	1	14	1
	95	Walmley Cricket Ground	B76 1LT	Area 1	Yes	1	10	-
	150	Penns Lane Sports Ground (the Douglas Ground)	B76 1WF	Area 1	Yes	1	10	-
	158	Rectory Park	B75 7RS	Area 1	Yes	2	12	-
							9	1
	223	Yenton Playing Fields	B24 0AQ	Area 1	Yes	1	7	-
	314	Spring Lane	B24 9BP	Area 1	Yes	1	8	-
	318	Prince of Wales	B75 6JL	Area 1	Yes	1	7	-
	9	Aston Manor Cricket Club	B42 2LA	Area 2	Yes	1	14	1
	11	Aston Park	B6 6JD	Area 2	Yes	1	10	-
	69	Great Barr School	B44 8NU	Area 2	No	1	-	1
	74	Hamstead Hall Academy	B20 1HL	Area 2	No	1	-	1
87	Holford Drive Community Sports Hub	B42 2TU	Area 2	Yes	1	5	1	
97	King Edward VI Aston School	B6 6LS	Area 2	Yes	1	10	-	
100	King Edward VI Handsworth School	B21 9AR	Area 2	Yes	1	8	-	

## BIRMINGHAM & SOLIHULL PLAYING PITCH ASSESSMENT

Local authority	Site ID	Site	Postcode	Analysis area	Community use?	Pitches	Number of wickets	
							Grass	Non-turf
	152	Perry Hall Playing Fields	B42 2NF	Area 2	Yes	15	8	-
							8	-
							8	-
							8	-
							8	-
							8	-
							8	-
							8	-
							8	-
							8	-
							8	-
							8	-
							8	-
	185	Summerfield Park	B18 4NY	Area 2	Yes	1	8	-
	213	Winson Green	B18 5SD	Area 2	Yes	1	8	-
	214	Wood Lane Playing Fields	B20 2AT	Area 2	Yes	1	8	-
	313	Hamstead Site	B20 1BX	Area 2	Yes	3	-	1
-							1	
-							1	
316	Handsworth Park	B20 2BY	Area 2	Yes	1	12	1	
317	Edgbaston Foundation Sports Ground	B17 8LS	Area 2	Yes	1	10	-	
19	Billesley Common	B13 0JD	Area 3	Yes	3	6	-	
						6	-	
						6	-	
27	Bournville Cricket Club	B30 2LP	Area 3	Yes	1	14	-	

## BIRMINGHAM & SOLIHULL PLAYING PITCH ASSESSMENT

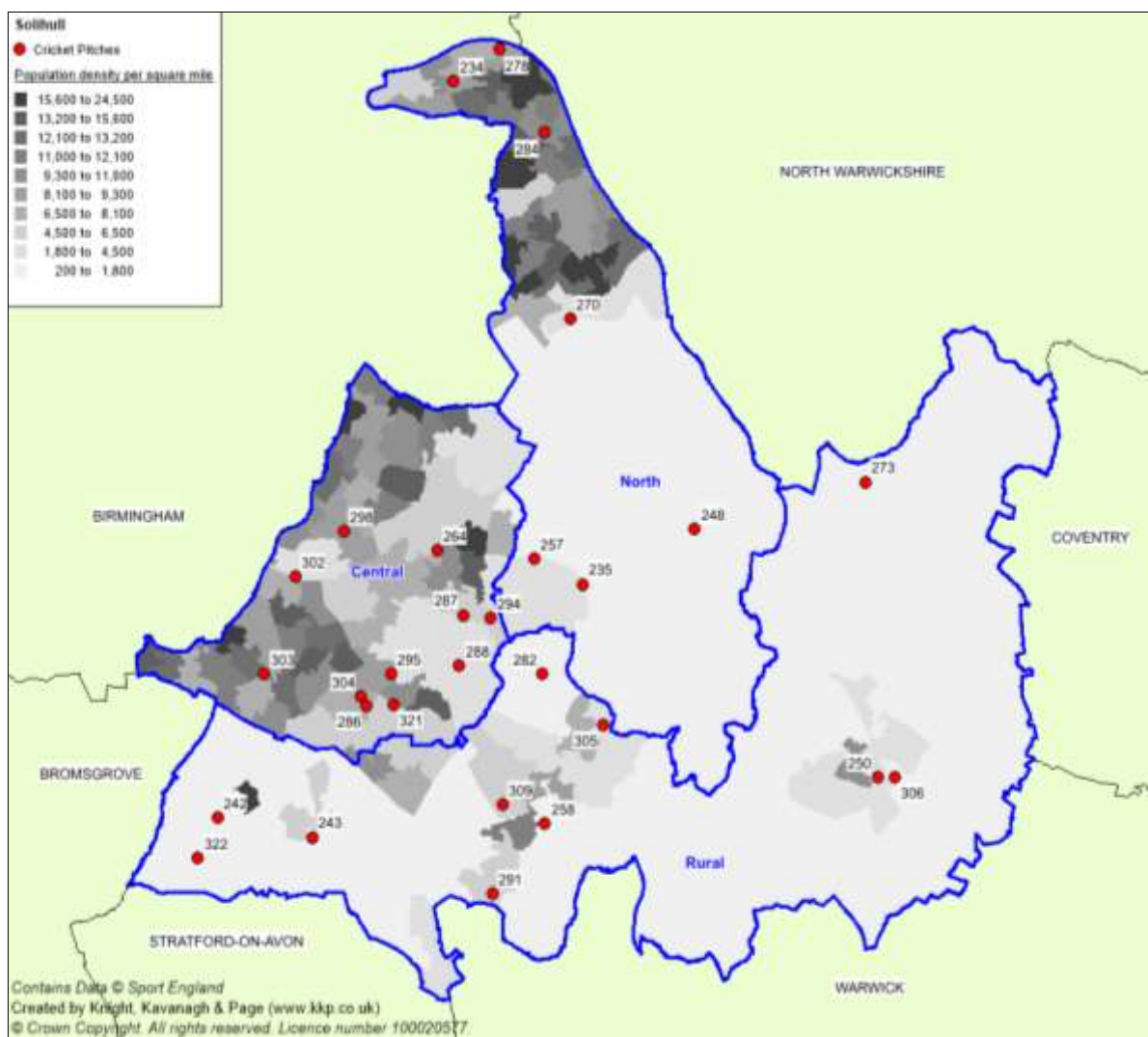
Local authority	Site ID	Site	Postcode	Analysis area	Community use?	Pitches	Number of wickets	
							Grass	Non-turf
	40	Cofton Park	B45 8UN	Area 3	No-disused	1	-	1
	49	Edgbaston Cricket Ground	B5 7QU	Area 3	No	1	18	-
	52	Elmdon Playing Field	B29 7LF	Area 3	Yes	1	8	-
	76	Harborne Cricket Club	B17 0BE	Area 3	Yes	2	14	-
							7	-
	99	King Edward VI Five Ways School	B32 4BT	Area 2	No	1	-	1
	103	King Edward's School	B15 2UA	Area 3	No	3	8	-
							8	-
							8	-
	104	King Edward's School (Eastern Road)	B29 7JX	Area 3	Yes	1	10	-
	109	King's Heath Cricket and Sports Club	B14 6DT	Area 3	Yes	1	15	-
	111	King's Norton Boys' School	B30 1DY	Area 3	No	1	-	1
	119	Lordswood Schools	B17 8BJ	Area 3	Yes	1	-	1
	122	Lyndworth Cricket Club	B30 2UG	Area 3	Yes	1	8	-
	168	Shenley Lane Community Association	B29 4JH	Area 3	Yes	1	10	-
	193	The Blue Coat School	B17 0HR	Area 3	No	1	4	-
	212	Weoley Hill Cricket Club	B29 4BN	Area 3	Yes	1	11	1
	311	Richmond Hill	B15 3RJ	Area 3	Yes	1	8	-
	315	West Midlands Police Sports and Social Club (Tally Ho)	B5 7RN	Area 3	Yes	1	12	-
	326	Hallfield School	B15 3SJ	Area 3	Yes	1	4	-
	36	Calthorpe Park	B12 9LJ	Area 4	Yes	1	9	-
	86	Holdens Lane Complex	B13 8NL	Area 4	Yes	1	10	-
	98	King Edward VI Camp Hill School for Boys	B14 7QJ	Area 4	No	1	8	-

## BIRMINGHAM & SOLIHULL PLAYING PITCH ASSESSMENT

Local authority	Site ID	Site	Postcode	Analysis area	Community use?	Pitches	Number of wickets	
							Grass	Non-turf
	131	Moor Green Playing Field (Brittanic Park)	B13 8NE	Area 4	Yes	1	6	-
	162	Saltley Health and Wellbeing Centre	B9 5YD	Area 4	Yes	1	-	1
	166	Sheldon Marlborough Cricket Club	B25 8RF	Area 4	Yes	1	13	-
	210	Washwood Heath Academy	B13 9JS	Area 4	No	1	8	1
	211	Waverley Studio College	B8 2AS	Area 4	Yes	1	6	1
	221	Yardleys School	B9 5QA	Area 4	No	1	-	1
	307	Co-operative Sports and Social Club	B11 3EY	Area 4	Yes	1	8	1
	308	Willclare Sports Ground	B26 1SA	Area 4	Yes	1	8	-
	310	Attock Cricket Club	B26 2NX	Area 4	Yes	1	6	1
	312	Pickwick Cricket Club	B13 9QD	Area 4	Yes	1	10	1
	319	Ward End Unity Cricket Club	B34 6BJ	Area 4	Yes	1	5	-
	320	Moseley Ashfield Cricket Club	B13 9LB	Area 4	Yes	1	12	1

# BIRMINGHAM & SOLIHULL PLAYING PITCH ASSESSMENT

Figure 4.1: Summary of cricket pitches in Solihull





## BIRMINGHAM & SOLIHULL PLAYING PITCH ASSESSMENT

Table 4.6: Summary of cricket squares in Solihull

Local authority	Site ID	Site	Postcode	Analysis area	Community use?	Pitches	Number of wickets	
							Grass	Non-turf
Solihull	246	Eversfield Preparatory School	B91 1AT	Central	Yes	1	-	1
	263	Light Hall School	B90 2PZ	Central	Yes	1	-	1
	264	Lode Heath School	B91 2HW	Central	Yes	1	-	1
	286	Solihull Municipal Club	B91 3LE	Central	Yes	1	16	-
	287	Solihull School	B91 3DJ	Central	No	4	9	-
							9	2
							8	1
							4	1
	288	Solihull Sixth Form College	B91 3WR	Central	No	1	-	1
	294	Tippetts Field	B91 2PF	Central	Yes	1	11	1
	295	Tudor Grange Academy	B91 3PD	Central	Yes	1	8	1
	298	West Warwickshire Sports Club	B91 1DA	Central	Yes	1	10	-
	302	Old Edwardians Sports Club	B90 3PE	Central	Yes	1	10	-
	303	Moseley Cricket Club	B90 2PE	Central	Yes	2	12	-
							8	1
	304	Widney Junior School	B91 3LQ	Central	Yes	1	-	1
	321	Blossomfield Sports Club	B91 3JY	Central	Yes	1	11	-
	234	Castle Bromwich Playing Fields	B36 9PB	North	Yes	1	12	-
	235	Catherine De Barnes Cricket Club	B91 2TJ	North	Yes	1	9	-
	248	Hampton-in-Arden Sports Club	B92 0DQ	North	Yes	1	6	-
257	Knowle & Dorridge Cricket Club (Lugtrout Lane)	B91 2RX	North	Yes	1	13	-	
270	Marston Green Recreation Ground	B37 7ER	North	Yes	1	8	-	
284	Smith's Wood Sports College	B36 0UE	North	Yes	1	-	1	
242	Dickens Heath Sports Club	B94 5NA	Rural	Yes	1	10	-	
243	Earlswood Cricket Club	B94 6EE	Rural	Yes	1	11	-	

## BIRMINGHAM & SOLIHULL PLAYING PITCH ASSESSMENT

Local authority	Site ID	Site	Postcode	Analysis area	Community use?	Pitches	Number of wickets	
							Grass	Non-turf
	250	Heart of England School	CW7 7FW	Rural	No	1	-	1
	258	Knowle & Dorridge Cricket Club (Station Road)	B93 8ET	Rural	Yes	1	14	-
	273	Meriden Sports Park	CV7 7SP	Rural	Yes	1	-	1
	278	Park Hall Academy	B36 9HF	North	Yes	1	-	1
	282	Silhillians Sports Club	B93 9LW	Rural	Yes	1	4	-
	291	The John Woolman Ground	B93 8QA	Rural	Yes	1	13	-
	305	Knowle Village Cricket Club	B93 0NX	Rural	Yes	1	12	1
	306	Berkswell and Balsall Common Sports Association	CV7 7GE	Rural	Yes	1	12	-
	309	Grove Lane	B93 8AR	Rural	Yes	1	8	-
	322	Woodbourne Sports Club	B94 5LW	Rural	Yes	1	10	-

## BIRMINGHAM & SOLIHULL PLAYING PITCH ASSESSMENT

### **Future developments**

In Birmingham, plans are in place for the creation of at least three NTPs to accompany the grass wicket squares at Billesley Common. The aspiration is for these to be used to accommodate leagues such as the Birmingham Cricket League.

In contrast, a proposal is in place and planning permission has been secured at Lordswood Schools for the development of a 3G pitch that is expected to be built where the standalone NTP currently resides. As the NTP is unavailable for community use and as it receives minimal use from the School, it has yet to be agreed as to whether it will be relocated elsewhere on the site or permanently lost.

For Solihull, the ECB highlights a need for grass wickets to be installed at Meriden Sports Park, which currently has a standalone NTP only. The site, which is owned by Meriden Parish Council, is used by Heart of England CC, which is a newly formed club that has ambitions for growth that cannot be accommodated on what is currently provided.

Furthermore, Berkswell CC reports an aspiration to develop a square at Lavender Hall Road, where Balsall Hornets FC are currently based. The additional square will enable the Club to achieve its aim of fielding more Saturday teams.

Dorridge CC also reports an aspiration to develop a second square, adjacent to its current square at John Woolman Memorial Ground. The additional square will be used to relocate the club's third Saturday team, which currently plays at Grove Lane, as well as assisting in the creation of a fourth Saturday team. The Club has been informed that its agreement to use Grove Lane will end after the 2018 season.

### **Management and security of tenure**

The majority of clubs that responded to consultation in Birmingham rent or lease their squares, with only Bridge Trust CC and King's Heath CC owning their home grounds (Wood Lane Playing Fields and King's Heath Cricket and Sports Club respectively). All clubs that rent their sites do so on a yearly or a seasonal basis.

*Table 4.7: Summary of ownership in Birmingham*

<b>Owned</b>	<b>Leased</b>	<b>Rented</b>
Bridge Trust CC	Aston Manor CC	Aston CC
King's Heath CC	Attock CC	Bournville CC
Walmley CC	Four Oaks Saints CC	Continental Star CC
Ward End Unity CC	Harborne CC	Handsworth CC
	Moseley Ashfield CC	Shenley Fields CC
	Pickwick CC	Weoley Hill CC
	Sheldon Marlborough CC	
	Sutton Coldfield CC	

Of the above, Handsworth CC and Aston CC both report an intention to lease their squares (Handsworth Park and Aston Park respectively) on a long-term basis. Handsworth Park is currently owned and managed by the Council, whereas Aston Park is owned by the Council but managed privately.

## BIRMINGHAM & SOLIHULL PLAYING PITCH ASSESSMENT

The picture is similar in Solihull, with five clubs owning, nine clubs leasing and five clubs renting squares. All clubs that rent their sites do so on a yearly or a seasonal basis.

*Table 4.8: Summary of ownership in Solihull*

Owned	Leased	Rented
Earlswood CC Knowle Village CC Moseley CC Solihull Blossomfield CC Tanworth & Camp Hill CC	Berkswell CC Catherine De Barnes CC Dorridge CC Hampton & Solihull CC Hampton Village CC Marston Green CC Old Edwardians CC Solihull Municipal CC Woodbourne CC	Castle Bromwich CC Heart of England CC Knowle & Dorridge CC Olton & West Warwickshire CC Shirley CC

Particular concern across both local authorities relates to clubs with lease agreements nearing expiry, with any arrangement under 25 years considered to offer limited security of tenure which may result in difficulty applying for funding. In Birmingham, this is the case for Sheldon Marlborough CC, which has seven years remaining on its lease from Yardley Education Foundation, for Moseley Ashfield CC, which has six remaining on its lease from Moseley Golf Club and for Harborne CC, which has nine years left on a lease from Church Commissioners of England. It also applies to Four Oaks Saints CC, which has 14 years left on a lease from the Council and Attock CC, which has 20 years remaining on a lease from Moseley School.

In Solihull, Catherine De Barnes CC has only two years remaining on its lease from Greene King, Dorridge CC has seven years on its lease from John Woolman and Marston Green CC has eight years left on its lease from Bickenhall and Marston Green Parish Council.

Many clubs in Birmingham and Solihull also use secondary venues either due to a lack of capacity at their main ground or to prevent significant overplay. This normally occurs via a weekly or an annual rental agreement and applies to 13 clubs in Birmingham and to ten clubs in Solihull, as seen in the table below.

*Table 4.9: Clubs that use secondary venues*

Birmingham	Solihull
Aston CC Aston Manor CC Attock CC Bournville CC Four Oaks Saints CC Handsworth CC Harborne CC King's Heath CC Lyndworth CC Moseley Ashfield CC Sheldon Marlborough CC Walmley CC	Berkswell CC Castle Bromwich CC Dorridge CC Hampton & Solihull CC Knowle & Dorridge CC Knowle Village CC Old Edwardians CC Olton & West Warwickshire CC Solihull Blossomfield CC Tanworth & Camp Hill CC

## BIRMINGHAM & SOLIHULL PLAYING PITCH ASSESSMENT

Birmingham	Solihull
Weoley Hill CC	

In regards to the above, particular concern relates to those who use Co-operative Sports and Social Club (in Birmingham) as a secondary venue. Tenure at this site is considered unsecure as ownership has recently changed and uncertainty surrounds the new management arrangements. Bournville CC and Harborne CC both report access for third team fixtures and, as for all clubs accessing secondary venues, it is considered best practice for a community use agreements to be entered into (where possible) to guarantee long-term use.

### ***Pitch quality***

As part of the PPS Guidance, there are three levels to assessing the quality of cricket pitches: good, standard and poor. Maintaining high pitch quality is the most important aspect of cricket; if the wicket is poor, it can affect the quality of the game and can, in some instances, become dangerous. To obtain a full technical assessment of wicket and pitches, the ECB recommends a Performance Quality Standard (PQS) assessment. The PQS looks at a cricket square to ascertain whether the pitch meets the Performance Quality Standards which are benchmarked by the Institute of Groundsmanship (IOG).

The non-technical assessment of grass wicket squares in Birmingham found eight community available pitches to be good quality, 45 to be standard quality and 13 to be poor quality.

*Table 4.10: Summary of pitch quality in Birmingham*

Good	Standard	Poor
8	45	13

The poor quality squares are located at the following sites:

- ◀ Aston Park
- ◀ Billesley Common (x3)
- ◀ Elmdon Playing Field
- ◀ Lyndworth Cricket Club
- ◀ Pickwick Cricket Club
- ◀ Prince of Wales
- ◀ Summerfield Park
- ◀ Ward End Unity Cricket Club
- ◀ Winson Green

Elmdon Playing Field, Summerfield Park and Winson Green are assessed as poor quality as they are adjudged to receive basic maintenance from the Council, which is further exacerbated by unofficial use and dog fouling due to the open access nature of the sites. In general, squares that are maintained by club users or privately are often better quality than sites maintained by councils. This is due to more specialised and more frequent maintenance regimes that enable any quality issues to be quickly corrected, whereas budget restrictions often limit the amount of work that can be carried out by a local authority and places grass wickets at such sites under threat.

## BIRMINGHAM & SOLIHULL PLAYING PITCH ASSESSMENT

---

Both Ward End Unity Cricket Club and Lyndworth Cricket Club are assessed as poor quality partly due to their small size, which is not conducive to high level senior play. These squares, together with poor quality squares at Billesley Common and Aston Park, also suffer from common issues such as an uneven surface, poor grass coverage and signs of wear and tear on the wickets.

The remaining two squares are deemed to be poor quality for varying reasons. The pitch at Prince of Wales is severely sloped and suffers from an uneven surface, whereas Pickwick Cricket Club has drainage issues that are compounded by over marked football pitches.

One of the squares at Bishop Vesey's Grammar School is also assessed as poor quality due to its small size and also because the square is over marked by a heavily used rugby union pitch. The remaining two squares at the site are rated as better quality (standard) as they are larger and because the over marked pitches are less frequently used.

Although all remaining squares receive a standard or a good quality rating, several suffer from recurring issues that affect pitch condition. For instance, Sheldon Marlborough CC and Bournville CC both report issues with maintenance and drainage (at Sheldon Marlborough Cricket Club and Bournville Cricket Club respectively). In truth, the majority of standard quality squares were discovered to be on the lower end of standard and therefore closer to poor quality than they were to good quality.

In Solihull, nine community available squares are assessed as good quality and 13 squares are assessed as standard quality. In contrast to Birmingham, the majority of squares rated as standard were discovered to be on the higher end of standard and therefore closer to being good quality than they were to being poor quality.

*Table 4.11: Summary of pitch quality in Solihull*

Good	Standard	Poor
9	13	-

Although none are assessed as poor quality, Knowle Village CC, Heart of England CC, Solihull Municipal CC and Shirley CC all report that the quality of their squares (Knowle Village Cricket Club, Meriden Sports Park, Solihull Municipal Club and Moseley Cricket Club respectively) has worsened over the past 12 months. Knowle Village CC recognises that the deterioration is due to an increase in competitive play and a reduction in maintenance, whereas Solihull Municipal CC reports that the drainage on its outfield is deteriorating.

The audit of standalone non-turf wicket squares across both local authorities concludes that the large majority of pitches are standard quality. In fact, all NTPs are assessed as standard with the only exceptions being King's Norton Boy's School and Great Barr School in Birmingham and Heart of England School and Solihull Sixth Form College in Solihull, all of which are assessed as poor quality albeit none are available for community use.

For a full breakdown of quality ratings at each site in both Birmingham and Solihull, see Table 4.17.

## BIRMINGHAM & SOLIHULL PLAYING PITCH ASSESSMENT

### ***Ancillary facilities***

Holders Lane Complex is currently without adequate changing provision after its pavilion was deemed unsafe and taken out of use. A “Friends of the Fields” group has recently started a feasibility study to assist in the creation of a new facility and it is hoped that this will attract more demand to the site.

All affiliated clubs in Birmingham have access to a pavilion or a clubhouse facility at their home ground and the majority of provision is assessed as good quality. That being said, Harborne CC reports that the ancillary facilities at its home ground are poor quality as the site has recently suffered from vandalism. This has caused both the pavilion and the grounds maintenance building to be damaged on two separate occasions in the last year.

Kings Heath CC currently has access to two venues; Kings Heath Cricket and Sports Club and Billesley Common. Its main venue, King’s Heath Cricket and Sports Club, is reported to have acceptable ancillary facilities; however, its secondary venue, Billesley Common, is without accessible changing facilities and has a lack of storage space, thus limiting its use.

There are also four other sites within Birmingham that are deemed to have a poor quality pavilion. Facilities at these sites are generally dated and in need of refurbishment or replacement. The sites are as follows:

- ◀ Aston Manor Cricket Club
- ◀ Handsworth Park
- ◀ Lyndworth Cricket Club
- ◀ Sheldon Marlborough Cricket Club

The picture is similar in Solihull, with only one club (Shirley CC) reporting that its pavilion is poor quality, three clubs rating quality as standard and 12 clubs rating quality as good.

*Table 4.12: Club responses regarding ancillary facility quality in Solihull*

<b>Good</b>	<b>Acceptable</b>	<b>Poor</b>
Berkswell CC Castle Bromwich CC Dorridge CC Hampton & Solihull CC Heart of England CC Knowle & Dorridge CC Knowle Village CC Marston Green CC Moseley CC Old Edwardians CC Solihull Blossomfield CC Solihull Municipal CC	Catherine De Barnes CC Hampton-in-Arden Village CC Olton & West Warwickshire CC	Shirley CC



## BIRMINGHAM & SOLIHULL PLAYING PITCH ASSESSMENT

As seen in the table above, Shirley CC rates the quality of its pavilion at Moseley Cricket Club as poor quality, stating that the changing rooms and toilets are poorly maintained and that the building is too small to accommodate its demand. It must therefore be noted that the Club has its own clubhouse on site, separate to the main pavilion that is used by Moseley CC and that is rated as good quality by users.

### **Training facilities**

Access to cricket nets is important, particularly for pre-season/winter training, with many clubs expressing an aspiration for additional training facilities to be provided. This applies to three clubs in Birmingham and to eight clubs in Solihull, as seen in the table below.

*Table 4.13: Clubs reporting a need for additional practice nets*

Local authority	Club name	Site
Birmingham	Aston CC	Aston Park
	Bournville CC	Bournville Cricket Club
	Shenley Fields CC	Shenley Lane Community Association
Solihull	Catherine De Barnes CC	Catherine De Barnes Cricket Club
	Dorridge CC	The John Woolman Ground
	Hampton and Solihull CC	Tippetts Field
	Hampton Village CC	Hampton In Arden Sports Club Ltd
	Heart of England CC	Meriden Sports Park
	Old Edwardians CC	Old Edwardians Sports Club
	Tanworth & Camp Hill CC	Dickens Heath Sports Club
	Woodbourne CC	Woodbourne Sports Club

In addition, Sheldon Marlborough CC in Birmingham and Knowle Village CC and Marston Green CC in Solihull report a need for their existing nets to be replaced or improved due to quality issues.

As well as practice nets, several clubs also indicate an interest towards installing an NTP at their home site that can be used to accommodate training needs with the aid of a mobile net. The addition of an NTP to squares without such provision will also enable the transfer of play from the grass wickets, thus preserving quality, reducing any overplay and potentially allowing for an increase in demand. Clubs with such aspirations comprise of Attock CC in Birmingham and the following clubs in Solihull:

- ◀ Catherine De Barnes CC
- ◀ Dorridge CC
- ◀ Hampton Village CC
- ◀ Knowle Village CC
- ◀ Marston Green CC
- ◀ Tanworth & Camp Hill CC
- ◀ Woodbourne CC

During winter months, the majority of clubs prefer to train using indoor nets and most do this via sports halls located at local secondary schools and leisure centres although Birmingham based clubs also have access to specialised arenas at S&S Indoor Cricket Centre and Action Indoor Sports.

## BIRMINGHAM & SOLIHULL PLAYING PITCH ASSESSMENT

There are no specialised centres in Solihull, although it is considered that enough demand exists for one to be provided. Indoor cricket facilities not only aid with training requirements but they can also be used for eight-a-side indoor cricket matches/tournaments providing the lighting and flooring is of an adequate standard.

### 4.3: Demand

There are 87 senior men's, five senior women's and 67 junior teams fielded by affiliated clubs in Birmingham and 71 senior men's, two senior women's and 85 junior teams fielded in Solihull. Please note, however, that these figures, and the table below, only take into consideration teams playing in Birmingham and Solihull and therefore do not account for teams fielded by the same clubs playing in other local authorities (displaced demand).

Table 4.14: Summary of teams playing in 2016 season

Local authority	Name of club	Analysis area	No. of teams			
			Men's	Women's	Boys'	Girls'
Birmingham	Aston CC	Area 2	2	-	-	
		Area 1	1	-	-	
	Aston Manor CC	Area 2	4	-	3	
	Attock CC	Area 4	6	-	3	
	Bournville CC	Area 3	4	-	-	
		Area 4	1			
	Bridge Trust CC	Area 2	2	-	-	
	Continental Star CC	Area 2	2	-	-	
	Four Oaks Saints CC	Area 1	6	2	2	1
	Handsworth CC	Area 2	3	-	4	
	Harborne CC	Area 4	7	-	5	
	Highcroft & Great Barr CC	Area 1	4	-	-	-
	Kings Heath CC	Area 3	4	1	5	3
		Area 4	1	-	1	-
	Lyndworth CC	Area 3	3	-	1	-
	Moseley Ashfield CC	Area 4	3	-	3	-
	Pickwick CC	Area 4	3	-	-	-
	Sheldon Marlborough CC	Area 4	5	-	5	-
	Shenley Fields CC	Area 3	2	-	-	-
	Sutton Coldfield CC	Area 1	5	-	7	-
	Walmley CC	Area 1	9	2	14	5
	Ward End Unity CC	Area 4	4	-	-	-
	Weoley Hill CC	Area 1	4	-	4	-
Area 3		1	-	1	-	
Willclare CC	Area 4	1	-	-	-	
<b>Total</b>			<b>87</b>	<b>5</b>	<b>58</b>	<b>9</b>
Solihull	Berkswell CC	Rural	4	1	9	-
	Castle Bromwich CC	North	4	-	-	-
	Catherine De Barnes CC	North	2	-	-	-
	Dorridge CC	Rural	4	-	10	-

## BIRMINGHAM & SOLIHULL PLAYING PITCH ASSESSMENT

Local authority	Name of club	Analysis area	No. of teams			
			Men's	Women's	Boys'	Girls'
	Earlswood CC	Rural	6	1	6	5
	Hampton & Solihull CC	Central	2	-	7	-
		North	2	-	-	-
	Hampton-in-Arden Village CC	North	1	-	-	-
	Heart of England CC	Rural	2	-	-	-
	Knowle & Dorridge CC	Rural	3	-	8	-
		North	2	-	2	-
	Knowle Village CC	Rural	4	-	3	-
	Marston Green CC	North	2	-	3	-
	Moseley CC	Central	6	-	8	-
	Old Edwardians CC	Central	4	-	2	-
	Olton & West Warwickshire CC	Central	4	-	8	-
	Shirley CC	Central	2	-	-	-
	Solihull Blossomfield CC	Central	4	-	4	-
		Rural	1	-	-	-
	Solihull Municipal CC	Central	7	-	3	-
	Tanworth & Camp Hill CC	Rural	3	-	6	-
	Woodbourne CC	Rural	2	-	1	-
		<b>Total</b>	<b>71</b>	<b>2</b>	<b>80</b>	<b>5</b>

The majority of teams in Birmingham are fielded in Area 1, partly due to large clubs such as Walmley CC and Four Oaks Saints CC that offer significant senior and junior sections. In Solihull, the majority of teams play in the Rural Analysis Area, which contains demand from numerous large clubs such as Tanworth & Camp Hill, Earlswood, Dorridge and Knowle & Dorridge cricket clubs.

In addition, there are also numerous additional teams that are not fielded by clubs. These are generally pay and play teams that rent access to squares rather than having the maintenance responsibility for ground. This includes 78 parks teams as well as others that compete in leagues such as the Al Faisals Cricket League and the LL Cricket League.

### ***Women's and girls' cricket***

Women's and girls' cricket is a national priority for the ECB and is relatively popular within both Birmingham and Solihull when compared to other local authorities. There are currently five senior women's and nine junior girls' teams playing in Birmingham and two senior women's and five junior girls' teams playing in Solihull.

Female participation is evident at Four Oaks Saints, Kings Heath and Walmley cricket clubs in Birmingham and at Berkswell CC and Earlswood CC in Solihull. In addition, Harborne CC in Birmingham expresses a keen interest in developing a female section in the future.

### ***Displaced demand***

## BIRMINGHAM & SOLIHULL PLAYING PITCH ASSESSMENT

---

In relation to Birmingham, the only displaced demand identified is from Birmingham Avengers CC, which plays all of its matches in Tamworth. The Club did not respond to consultation, meaning the reasons for displacement are unknown as are future aspirations.

As for Solihull, four clubs currently express displaced demand:

- ◀ Castle Bromwich CC
- ◀ Earlswood CC
- ◀ Lapworth CC
- ◀ Tanworth & Camp Hill CC

Castle Bromwich CC fields its third Saturday team in Birmingham due a lack of capacity at its home ground in Solihull and travels approximately nine miles to do so. Although this is not seen as ideal by the Club, it is accepted that there is currently no realistic alternative.

Earlswood CC and Tanworth & Camp Hill CC access secondary grounds in Warwick and Stratford-on-Avon respectively due to a lack of spare capacity at their preferred home grounds.

Lapworth CC fields all of its demand at Nelson Memorial Ground, in Warwick. The Club has no intentions on returning to Solihull as this site is just outside of the boundary and is therefore considered to be its preferred home venue.

### ***Participation trends***

The ECB unveiled a new strategic five-year plan in 2016 (available at <http://www.cricketunleashed.com>). Its success will be measured by the number of people who play, follow or support the game and the plan sets out five important headline elements: More play; great teams; inspired fans; good governance and social responsibility; strong finance and operations.

The National Player Survey (NPS) conducted over the past three years by the ECB reveals that the nature of participation in traditional league cricket is currently suffering a decline, although this is being offset by a rapid increase in non-traditional formats (such as LMS and T20 competitions), which are shorter, quicker formats of the game.

In correlation to this, four clubs in Birmingham report that the number of senior teams has decreased over the previous three years in comparison to two clubs that report an increase in the number of senior teams. Likewise, four clubs in Solihull report a decrease in senior teams over the same time period, with only two clubs reporting an increase. The clubs reporting a decrease in Birmingham are Four Oaks Saints, Kings Heath, Harborne and Bournville cricket clubs, whereas the clubs in Solihull reporting a decrease are Moseley, Knowle Village, Marston Green and Shirley cricket clubs.

The picture is seemingly different when studying junior cricket. Four clubs in Birmingham report that participation has increased, whilst only two clubs report a decrease. In Solihull, seven clubs report an increase compared to three clubs that report a decrease. The clubs that have seen a rise in participation cite reasons such as improved coaching, improved facilities, closer links with schools and increased advertising as key factors in recruiting new

## BIRMINGHAM & SOLIHULL PLAYING PITCH ASSESSMENT

players and retaining existing players. That being said, many clubs also state that it is becoming increasingly difficult to hold on to players after they leave education.

In general, participation in Birmingham is seemingly mixed, with some areas performing well and others dwindling. In contrast, despite some reduction, there appears to be a good level of participation in Solihull when compared nationally, with a high density of clubs playing throughout the Borough. There is also growing demand in certain areas, with numerous clubs expressing the need for increased access to squares in order to field additional senior teams.

### **Future demand**

Future demand can be defined in two ways, through participation increases and by using population forecasts.

Five clubs in Birmingham and 11 clubs in Solihull report plans to increase the number of teams in the future. Where expressed, this amounts to an increase of two senior men's, one senior women's and four junior teams in Birmingham and six senior men's, one senior women's and 17 junior teams in Solihull, as seen in the table below.

*Table 4.14: Summary of future demand expressed by clubs*

Local Authority	Club	No. of competitive teams		
		Senior men	Senior women	Junior
<b>Birmingham</b>	Aston Manor CC	-	-	1
	Attock CC	1	-	1
	Bournville CC	-	-	1
	Harborne CC	-	1	1
	Weoley Hill CC	1	-	-
<b>Total</b>		<b>2</b>	<b>1</b>	<b>4</b>
<b>Solihull</b>	Berkswell CC	1	-	-
	Dorridge CC	1	-	2
	Hampton and Solihull CC	1	-	1
	Hampton Village CC	-	-	3
	Marston Green CC	1	-	2
	Moseley CC	-	1	-
	Solihull Municipal CC	-	-	2
	Tanwoth & Camp Hill CC	1	-	5
	Olton and West Warwickshire CC	1	-	-
	Woodbourne CC	-	-	2
<b>Total</b>		<b>6</b>	<b>1</b>	<b>17</b>

Additionally, team generation rates are used below as the basis for calculating the number of teams likely to be generated in the future (2031 for Birmingham and 2028 for Solihull) based on population growth.

## BIRMINGHAM & SOLIHULL PLAYING PITCH ASSESSMENT

As seen in the table overleaf, an increase of eight senior men's, seven junior boys' and one junior girls' team is predicted in Birmingham.

*Table 4.15: Team generation rates based on population growth for Birmingham (2031)*

Age group	Current population within age group	Current no. of teams	Team Generation Rate <sup>29</sup>	Future population within age group	Predicted future number of teams	Additional teams that may be generated from the increased population
Senior Mens (18-55)	339,011	87	1:3897	372,479	95.6	8.6
Senior Womens (18-55)	347,281	5	1:69456	363,421	5.2	0.2
Junior Boys (7-17)	108,212	58	1:1866	122,062	65.4	7.4
Junior Girls (7-17)	102,190	9	1:11354	115,558	10.2	1.2

Similarly, Solihull has a projected increase of nine junior boys' teams but a smaller projection of future senior teams, with only three senior men's and no future female teams predicted.

*Table 4.16: Team generation rates based on population growth for Solihull (2028)*

Age group	Current population within age group	Current no. of teams	Team Generation Rate <sup>30</sup>	Future population within age group	Predicted future number of teams	Additional teams that may be generated from the increased population
Senior Mens (18-55)	48,002	71	1:676	46,739	69.1	0.0
Senior Womens (18-55)	50,477	2	1:25239	48,544	1.9	0.0
Junior Boys (7-17)	15,875	76	1:209	17,871	85.6	9.6
Junior Girls (7-17)	14,838	5	1:2968	17,129	5.8	0.8

Due to participation trends nationally within the sport, it is considered unlikely that both population growth and future demand expressed by clubs will be realised, exclusive of each other. Instead, it is considered more likely that population growth will be incorporated into planned club growth, and vice versa.

### **Additional demand**

In addition to the demand above, there are also numerous teams playing within Birmingham and Solihull that are not fielded by clubs. The following section therefore highlights the supply and demand aspects and the key issues affecting such demand following on from consultation.

#### *Birmingham Cricket League*

<sup>29</sup> Please note TGR figures are rounded to the nearest whole number.

<sup>30</sup> Please note TGR figures are rounded to the nearest whole number.

## BIRMINGHAM & SOLIHULL PLAYING PITCH ASSESSMENT

---

The Birmingham Cricket League, founded in 1893, is one of the oldest cricket leagues in the UK. Its mission is to provide affordable, competitive league based cricket within the City of Birmingham (it does not host any cricket within Solihull). To achieve this, the League currently provides all of its teams with facilities for playing via leasing the following sites from the Council:

- ◀ Billesley Common
- ◀ Hamstead Site
- ◀ Holford Drive Community Sports Hub
- ◀ Perry Hall Playing Fields
- ◀ Spring Lane Playing Fields
- ◀ Summerfield Park
- ◀ Winson Green
- ◀ Wood Lane Playing Fields
- ◀ Yenton Playing Fields

The League works closely with both the Council and the ECB to improve the quality at sites used, with significant investment recently going towards Perry Hall Playing Fields. There are, however, some minor issues remaining at single pitch sites, such as Wood Lane Playing Fields, Summerfield Park and Winson Green, including unauthorised football usage and limited access to ancillary facilities.

There are currently over 1,500 registered players competing within the League, as drawn from various ethnic backgrounds, i.e. Afro-Caribbean, English and Asian. These players form 56 teams competing on a Sunday, 16 teams on a Saturday and eight teams playing mid-week, equating to 80 teams in total. The Midweek League, which has just completed its first season in operation, and the Saturday League have capacity to expand if there is significant demand, whereas the Sunday League has reduced growth potential due to limited pitch availability, with a waiting list currently in place.

### *Al Faisals Cricket League*

Similar to the Birmingham Cricket League, the Al Faisals Cricket League focuses on grassroots participation, although it operates on a smaller scale. Contrastingly, the League does not use council pitches, instead choosing to hire club based venues comprising of Aston Manor Cricket Club and Pickwick Cricket Club in Birmingham and Knowle and Dorridge Cricket Club in Solihull.

The League presently has 16 teams playing in two divisions, one on a Sunday and one midweek. It also reports a waiting list of around 15 teams pending the introduction of a T20 League, which is due to commence in the 2017 season.

### *Arden Sunday Cricket League*

The Arden Sunday League is a thriving friendly league based mainly around the Birmingham and Solihull boundary area, although some demand also comes from Warwick and Coventry. In 2016, the League ran four divisions comprising of 32 teams in total; however, following the recent folding of the Warwickshire Sunday League, this is to increase to six divisions of 46 teams ahead of the 2017 season, resulting in significant recent growth. By having numerous divisions, the League accommodates different levels of ability and enables clubs that have numerous teams to enter.



## BIRMINGHAM & SOLIHULL PLAYING PITCH ASSESSMENT

---

The League services teams that are unattached to clubs as well as club-based teams. Each team fielded must provide its own home ground, with fixtures played on a home and away basis. This is opposed to the central venue system that is used by the Birmingham Cricket League, the Al Faisals Cricket League and Last Man Stands.

### *LL Cricket League*

The LL Cricket League is a substantial Sunday and midweek league that covers a large part of the Midlands and hosts competitions for 40, 30 and 20 over cricket. There are currently 16 Birmingham based clubs and five Solihull based clubs competing within it, the majority of which are teams that are unattached to clubs although some teams are entered from those with affiliations. In total, 50 teams are currently participating.

The following grounds are used in Birmingham to host LL Cricket League matches:

- ◀ Aston Manor Cricket Club
- ◀ Billesley Common
- ◀ Bishops Vesey's Grammar School
- ◀ Calthorpe Park
- ◀ Co-operative Sports and Social Club
- ◀ Elmdon Playing Field
- ◀ Erdington Court Sports Club
- ◀ Highcroft Sports and Social Club
- ◀ Hollyfields Sports and Social Club
- ◀ Kings Heath Cricket and Sports Club
- ◀ Lyndworth Cricket Club
- ◀ Moor Green Playing Field
- ◀ Perry Hall Playing Fields
- ◀ Rectory Park
- ◀ Moseley Ashfield Cricket Club
- ◀ Wood Lane Playing Fields

In addition, the following venues are used in Solihull:

- ◀ Castle Bromwich Playing Fields
- ◀ Dickens Heath Sports Club
- ◀ Knowle & Dorridge Cricket Club
- ◀ Moseley Cricket Club
- ◀ Woodbourne Sports Club

### *Last Man Stands*

Last Man Stands (LMS) was founded in 2005, in London. The social outdoor eight-a-side T20 cricket game is played midweek, lasts approximately two hours and is generally played on NTPs. All eight wickets are required to bowl a team out so when the seventh wicket falls, the 'Last Man Stands' on his own. This shorter format of the game has encouraged more people to participate in the sport and is increasing in popularity.

The LMS franchise running in Birmingham currently contains 20 teams, with matches played midweek from April until August. It uses three sites: Handsworth Park, Holford Drive Community Sports Hub and Aston Old Edwardians Rugby Club, although Saltley Health and Wellbeing Centre is also used if there is enough demand or if one of the other sites is unusable. As all of these sites are based within the North of the City, the League ideally wants to access additional sites based in the South of Birmingham, believing that this will assist in attracting increased demand.

Generally, pitch hire for LMS is considerably higher in Birmingham when compared to other franchises due to its city location. This in turn directly affects the cost of registration fees for clubs wanting to join and therefore affects participation levels.

## **BIRMINGHAM & SOLIHULL PLAYING PITCH ASSESSMENT**

---

There is no specific LMS franchise operating within Solihull; however, there is scope for one to be created given the high demand for cricket in general. Demand currently gravitates to Birmingham as this would be geographically the closest, especially if additional venues are accessed in the South moving forward.

### *Shirley Midweek Cricket League*

The Shirley Midweek League was formed in 2007 and is a 15 overs of eight balls per side league currently made up of two divisions of six teams, with matches played on a variety of midweek days. The League is exclusively designed to attract cricketers from the Solihull area who are not playing first team cricket.

The emphasis is to promote junior cricketers in the area, thus giving them more cricket to encourage them to stay in the sport and to help them gain exposure to senior cricket. All teams currently competing in the League are from affiliated clubs, such as Old Edwardians CC, Solihull Municipal CC and Moseley CC, with matches being played at the home club's preferred venue.

### *University Cricket*

University cricket is predominately played competitively in BUCS leagues, with fixtures played midweek. Of the five universities within Birmingham, four field at least one cricket team, with only Newman University reporting that it does not have enough demand within its student base to produce a team.

The University of Birmingham provides the largest number of teams as it fields three men's and two women's teams, with matches played at either Harborne Cricket Club or Walmley Cricket Ground in Birmingham or at Moseley Cricket Ground in Solihull. The University previously had its own cricket square at its West Hills Campus before leasing the site to Birmingham City FC.

Aston University fields two senior men's teams, although these play outside of Birmingham at Aston Unity Cricket Club. The pitch is located within Warwick but is considered geographically convenient for the University to access.

Birmingham City University and the University College of Birmingham both field one men's team each, with fixtures played at Holford Drive Community Sports Hub and Rectory Park respectively.

### *Informal demand*

Although no informal use is recorded on cricket squares in either Birmingham or Solihull, it is considered that informal cricket is being heavily played elsewhere, such as on parks, recreation grounds and even on macadam surfaces such as car parks. Informal formats of play are often preferred amongst South Asian communities, which have a large presence within both Birmingham and Solihull, and the ECB considers the development of cricket within these communities to be a key focus.

### *Peak time demand*

## BIRMINGHAM & SOLIHULL PLAYING PITCH ASSESSMENT

---

An analysis of match play identifies peak time demand for senior cricket as Saturdays, with 65 affiliated teams playing on this day in Birmingham and 40 affiliated teams playing on this day in Solihull. That being said, there is a similar level of demand for Sunday cricket, with 17 affiliated teams in Birmingham and 13 affiliated teams in Solihull playing on this day plus a large number of unattached teams competing in leagues such as the Birmingham Cricket League. As such, both days have to be taken into consideration when determining actual spare capacity.

For junior cricket, peak time demand is considered midweek, although some teams do play on a Sunday in both local authorities. Given that many senior teams also play midweek in, it must be noted that midweek cricket has the potential to be spread across numerous days (Monday-Friday) and is commonly played on non-turf wickets. As a result, pitches have a greater capacity to carry such demand, providing there is no overplay.

### 4.4: Capacity analysis

Capacity analysis for cricket is measured on a seasonal rather than a weekly basis. This is due to playability (as only one match is generally played per pitch per day at weekends or weekday evening) and because wickets are rotated throughout the season to reduce wear and tear and to allow for repair.

The capacity of a pitch to accommodate matches is driven by the number and quality of wickets. This section of the report presents the current pitch stock available for cricket and illustrates the number of competitive matches per season per square.

To help calculate spare capacity, the ECB suggests that a good quality grass wicket should be able to take five (senior) matches per season. This is used to allocate capacity ratings as follows:

<b>Potential capacity</b>	Play is below the level the site could sustain
<b>At capacity</b>	Play matches the level the site can sustain
<b>Overused</b>	Play exceeds the level the site can sustain

The ECB also suggests that a non-turf wicket can accommodate 60 matches per season. As no NTPs are recorded as accommodating more than this in either Birmingham or Solihull they are all considered to have spare capacity. This translates to actual spare capacity as they are generally accessed during mid-week by junior teams and as a result can be used on a variety of days. For this reason, non-turf wicket capacity has been discounted from the table overleaf.

**BIRMINGHAM & SOLIHULL  
PLAYING PITCH ASSESSMENT**

Table 4.17: Cricket pitch capacity

Local Authority	Site ID	Site name	Postcode	Analysis area	Community use?	No. of squares	Quality	No. of grass wickets	Capacity (sessions per season)	Actual play (sessions per season)	Capacity rating (sessions per season)	
Birmingham	10	Aston Old Edwardians Rugby Club	B44 0HP	Area 1	Yes	1	Standard	-	-	-	-	
	21	Bishop Vesey's Grammar School	B74 2NH	Area 1	Yes	3	Standard	8	80	60	20	
							Standard	5				
							Poor	5				
		53	Erdington Court Sports Club	B23 5QU	Area 1	Yes	1	Standard	12	60	65	5
		55	Fairfax School	B75 7JT	Area 1	No	1	Standard	-	-	-	-
		60	Four Oaks Saints Cricket Club	B74 4LT	Area 1	Yes	1	Standard	11	55	50	5
		79	Highcroft Sports and Social Club	B23 6AU	Area 1	Yes	1	Standard	10	50	50	
		89	Hollyfields Sports and Social Club	B24 0JT	Area 1	Yes	1	Standard	14	70	10	60
		95	Walmley Cricket Ground	B76 1LT	Area 1	Yes	1	Good	10	50	76	26
		150	Penns Lane Sports Ground (Douglas Ground)	B76 1WF	Area 1	Yes	1	Standard	10	50	32	18
		158	Rectory Park	B75 7RS	Area 1	Yes	2	Standard	12	105	96	9
							Standard	9				
		223	Yenton Playing Fields	B24 0AQ	Area 1	Yes	1	Standard	7	35	22	13
		314	Spring Lane	B24 9BP	Area 1	Yes	2	Standard	8	40	34	6
		318	Prince of Wales	B75 6JL	Area 1	Yes	1	Poor	7	35	15	20
		9	Aston Manor Cricket Club	B42 2LA	Area 2	Yes	1	Standard	14	70	66	4
		11	Aston Park	B6 6JD	Area 2	Yes	1	Poor	10	50	20	30
		69	Great Barr School	B44 8NU	Area 2	No	1	Poor	-	-	-	-
		74	Hamstead Hall Academy	B20 1HL	Area 2	No	1	Standard	-	-	-	-
		87	Holford Drive Community Sports Hub	B42 2TU	Area 2	Yes	1	Standard	5	25	36	11
		97	King Edward VI Aston School	B6 6LS	Area 2	Yes	1	Good	10	50	12	38
		100	King Edward VI Handsworth School	B21 9AR	Area 2	Yes	1	Standard	8	40	10	30
		152	Perry Hall Playing Fields	B42 2NF	Area 2	Yes	15	Standard	8	40	320	280
							Standard	8				
							Standard	8				
							Standard	8				
						Standard	8					
						Standard	8					
						Standard	8					
						Standard	8					
						Standard	8					
						Standard	8					
						Standard	8					
						Standard	8					
						Standard	8					
						Standard	8					
	185	Summerfield Park	B18 4NY	Area 2	Yes	8	Poor	8	40	20	20	
	213	Winson Green	B18 5SD	Area 2	Yes	8	Poor	8	40	20	20	
	214	Wood Lane Playing Fields	B20 2AT	Area 2	Yes	8	Standard	8	40	40		

**BIRMINGHAM & SOLIHULL  
PLAYING PITCH ASSESSMENT**

Local Authority	Site ID	Site name	Postcode	Analysis area	Community use?	No. of squares	Quality	No. of grass wickets	Capacity (sessions per season)	Actual play (sessions per season)	Capacity rating (sessions per season)
	313	Hamstead Site	B20 1BX	Area 2	Yes	3	Standard	-	-	-	
	316	Handsworth Park	B20 2BY	Area 2	Yes	1	Standard	12	60	35	25
	317	Edgbaston Foundation Sports Ground	B17 8LS	Area 2	Yes	1	Good	10	50	40	10
	19	Billesley Common	B13 0JD	Area 3	Yes	3	Poor	6	90	66	34
						Poor	6				
						Poor	6				
	27	Bournville Cricket Club	B30 2LP	Area 3	Yes	1	Standard	14	70	33	37
	49	Edgbaston Cricket Ground	B5 7QU	Area 3	No	1	Good	18	-	-	-
	52	Elmdon Playing Field	B29 7LF	Area 3	Yes	1	Poor	8	40	32	8
	76	Harborne Cricket Club	B17 0BE	Area 3	Yes	2	Good	14	105	90	15
						Standard	7				
	99	King Edward VI Five Ways School	B32 4BT	Area 2	No	1	Standard	-	-	-	-
	103	King Edward's School	B15 2UA	Area 3	No	3	Standard	8	-	-	-
						Standard	8				
						Standard	8				
	104	King Edward's School (Eastern Road)	B29 7JX	Area 3	Yes	1	Good	12	60	30	30
	109	King's Heath Cricket and Sports Club	B14 6DT	Area 3	Yes	1	Standard	15	75	71	4
	111	King's Norton Boys' School	B30 1DY	Area 3	No	1	Poor	-	-	-	-
	119	Lordswood Schools	B17 8BJ	Area 3	Yes-unused	1	Standard	-	-	-	-
	122	Lyndworth Cricket Club	B30 2UG	Area 3	Yes	1	Standard	8	40	38	2
	168	Shenley Lane Community Association	B29 4JH	Area 3	Yes	1	Standard	10	50	18	32
	193	The Blue Coat School	B17 0HR	Area 3	No	1	Standard	4	-	-	-
	212	Weoley Hill Cricket Club	B29 4BN	Area 3	Yes	1	Good	11	55	50	5
	311	Richmond Hill	B15 3RJ	Area 3	Yes	1	Standard	8	40	8	32
	315	West Midlands Police Sports and Social Club (Tally Ho)	B5 7RN	Area 3	Yes	1	Good	12	60	10	50
	326	Hallfield School	B15 3SJ	Area 3	Yes-unused	1	Standard	4	20	-	20
	36	Calthorpe Park	B12 9LJ	Area 4	Yes	1	Standard	9	45	18	27
	86	Holders Lane Complex	B13 8NL	Area 4	Yes	1	Standard	10	50	15	35
	98	King Edward VI Camp Hill School for Boys	B14 7QJ	Area 4	No	1	Standard	8	-	-	-
	131	Moor Green Playing Field (Brittanic Park)	B13 8NE	Area 4	Yes	1	Standard	6	30	28	2
	162	Saltley Health and Wellbeing Centre	B9 5YD	Area 4	Yes	1	Standard	-	-	-	-
	166	Sheldon Marlborough Cricket Club	B25 8RF	Area 4	Yes	1	Standard	13	65	60	5
	210	Washwood Heath Academy	B13 9JS	Area 4	No	1	Standard	8	-	-	-
	211	Waverley Studio College	B8 2AS	Area 4	Yes-unused	1	Standard	6	30	-	30
	221	Yardleys School	B9 5QA	Area 4	No	1	Standard	-	-	-	-
	307	Co-operative Sports and Social Club	B11 3EY	Area 4	Yes	1	Standard	8	40	34	6
	308	Willclare Sports Ground	B26 1SA	Area 4	Yes	1	Standard	8	40	8	32

**BIRMINGHAM & SOLIHULL  
PLAYING PITCH ASSESSMENT**

Local Authority	Site ID	Site name	Postcode	Analysis area	Community use?	No. of squares	Quality	No. of grass wickets	Capacity (sessions per season)	Actual play (sessions per season)	Capacity rating (sessions per season)
	310	Attock Cricket Club	B26 2NX	Area 4	Yes	1	Standard	6	30	40	10
	312	Pickwick Cricket Club	B13 9QD	Area 4	Yes	1	Poor	10	50	50	
	319	Ward End Unity Cricket Club	B34 6BJ	Area 4	Yes	1	Poor	5	25	29	4
	320	Moseley Ashfield Cricket Club	B13 9LB	Area 4	Yes	1	Standard	12	60	43	17
<b>Solihull</b>	246	Eversfield Preparatory School	B91 1AT	Central	Yes-unused	1	Standard	-	-	-	-
	263	Light Hall School	B90 2PZ	Central	Yes-unused	1	Standard	-	-	-	-
	264	Lode Heath School	B91 2HW	Central	Yes	1	Standard	-	-	-	-
	286	Solihull Municipal Club	B91 3LE	Central	Yes	1	Standard	16	80	53	27
	287	Solihull School	B91 3DJ	Central	No	4	Good	9	-	-	-
							Good	9			
							Good	8			
							Good	4			
	288	Solihull Sixth Form College	B91 3WR	Central	No	1	Poor	-	-	-	-
	294	Tippetts Field	B91 2PF	Central	Yes	1	Good	11	55	54	1
	295	Tudor Grange Academy	B91 3PD	Central	Yes	1	Standard	8	40	18	22
	298	West Warwickshire Sports Club	B91 1DA	Central	Yes	1	Good	10	50	50	
	302	Old Edwardians Sports Club	B90 3PE	Central	Yes	1	Standard	10	50	37	13
	303	Moseley Cricket Club	B90 2PE	Central	Yes	2	Good	12	100	100	
							Standard	8			
	304	Widney Junior School	B91 3LQ	Central	Yes	1	Standard	-	-	-	-
	321	Blossomfield Sports Club	B91 3JY	Central	Yes	1	Good	11	55	47	8
	234	Castle Bromwich Playing Fields	B36 9PB	North	Yes	1	Standard	12	60	36	24
	235	Catherine De Barnes Cricket Club	B91 2TJ	North	Yes	1	Good	9	45	20	25
	248	Hampton-in-Arden Sports Club	B92 0DQ	North	Yes	1	Standard	6	30	12	18
	257	Knowle & Dorridge Cricket Club (Lugtrout Lane)	B91 2RX	North	Yes	1	Standard	13	65	54	11
	270	Marston Green Recreation Ground	B37 7ER	North	Yes	1	Standard	8	40	30	10
	278	Park Hall Academy	B36 0UE	North	Yes-unused	1	Standard	-	-	-	-
	284	Smith's Wood Sports College	B94 5NA	North	Yes-unused	1	Standard	-	-	-	-
	242	Dickens Heath Sports Club	B94 6EE	Rural	Yes	1	Standard	10	50	60	10
	243	Earlwood Cricket Club	CW7 7FW	Rural	Yes	1	Standard	11	55	74	19
	250	Heart of England School	B93 8ET	Rural	No	1	Poor	-	-	-	-
	258	Knowle & Dorridge Cricket Club (Station Road)	CV7 7SP	Rural	Yes	1	Good	14	70	58	12
	273	Meriden Sports Park	B36 9HF	Rural	Yes	1	Standard	-	-	-	-
	282	Silhillians Sports Club	B93 9LW	Rural	Yes	1	Standard	4	20	20	
	291	The John Woolman Ground	B93 8QA	Rural	Yes	1	Standard	13	65	72	7
	305	Knowle Village Cricket Club	B93 0NX	Rural	Yes	1	Standard	12	60	37	23
	306	Berkswell and Balsall Common Sports Association	CV7 7GE	Rural	Yes	1	Good	12	60	75	15
	309	Grove Lane	B93 8AR	Rural	Yes	1	Good	8	40	10	30

**BIRMINGHAM & SOLIHULL  
PLAYING PITCH ASSESSMENT**

Local Authority	Site ID	Site name	Postcode	Analysis area	Community use?	No. of squares	Quality	No. of grass wickets	Capacity (sessions per season)	Actual play (sessions per season)	Capacity rating (sessions per season)
	322	Woodbourne Sports Club	B94 5LW	Rural	Yes	1	Standard	10	50	62	12



### 4.5: Supply and demand analysis

#### *Spare capacity*

The next step is to ascertain whether or not any identified 'potential capacity' can be deemed 'spare capacity'. There may be situations where, although a site is highlighted as potentially able to accommodate some additional play, this should not be recorded as spare capacity against the site. For example, a site may be managed to regularly operate slightly below full capacity to protect quality or to ensure that it can cater for a number of regular training sessions.

There are 57 squares that show potential spare capacity on grass wickets in Birmingham totalling 1,021 match equivalent sessions per season across 37 sites. In Solihull, there are 13 squares across the same number of sites that show potential spare capacity on grass wickets equating to 224 match equivalent sessions per season.

Although there is a significant amount of potential capacity available across both local authorities, this may not represent actual spare capacity, i.e. whether a pitch is available at peak time. Whilst peak time for playing senior cricket in both Birmingham and Solihull is Saturday, availability on a Sunday also needs to be considered due to similarly high levels of demand for Sunday cricket. Midweek capacity does not need to be included due to its ability to be spread over five days (Monday-Friday).

Where spare capacity is identified on either a Saturday or a Sunday in the table overleaf, this can be deemed as actual spare capacity. Note that where there is a showing of 0.5 of a square this accounts for teams only needing access every other week due to playing home and away fixtures (i.e. one team equals 0.5 of a square).

**BIRMINGHAM & SOLIHULL  
PLAYING PITCH ASSESSMENT**

Table 4.18: Summary of actual spare capacity

Local authority	Site ID	Site name	Analysis area	No. of squares	Amount of spare capacity (match sessions)	Squares available on a Saturday	Squares available on a Sunday	Comments
Birmingham	21	Bishop Vesey's Grammar School	Area 1	3	20	0.5	2	Spare capacity discounted due it being a school site
	60	Four Oaks Saints Cricket Club	Area 1	1	5	-	-	No spare capacity on either a Saturday or a Sunday
	89	Hollyfields Sports and Social Club	Area 1	1	60	1	1	Actual spare capacity on both a Saturday and a Sunday
	150	Penns Lane Sports Ground (Douglas Ground)	Area 1	1	18	-	0.5	Actual spare capacity on a Sunday
	158	Rectory Park	Area 1	2	9	-	-	No spare capacity on either a Saturday or a Sunday
	314	Spring Lane	Area 1	2	6	-	-	Minimal spare capacity to be retained
	223	Yenton Playing Fields	Area 1	1	13	0.5	-	Actual spare capacity on a Saturday
	318	Prince of Wales	Area 1	1	20	-	1	Spare capacity discounted due to poor quality
	9	Aston Manor Cricket Club	Area 2	1	4	-	-	No spare capacity on either a Saturday or a Sunday
	11	Aston Park	Area 2	1	30	-	1	Spare capacity discounted due to poor quality
	97	King Edward VI Aston School	Area 2	1	38	0.5	1	Spare capacity discounted due it being a school site
	100	King Edward VI Handsworth School	Area 2	1	30	0.5	1	Spare capacity discounted due it being a school site
	152	Perry Hall Playing Fields	Area 2	15	280	2.5	-	Actual spare capacity on a Saturday
	185	Summerfield Park	Area 2	1	20	1	-	Actual spare capacity on a Saturday discounted due to poor quality
	213	Winson Green	Area 2	1	20	1	-	Actual spare capacity on a Saturday discounted due to poor quality
	316	Handsworth Park	Area 2	1	25	-	0.5	Actual spare capacity on a Sunday
	317	Edgbaston Foundation Sports Ground	Area 2	1	10	-	-	Spare capacity discounted as use is predominately from Warwickshire County Cricket Club
	19	Billesley Common	Area 3	3	24	0.5	1	Actual spare capacity on both a Saturday and a Sunday
	27	Bournville Cricket Club	Area 3	1	37	-	0.5	Actual spare capacity on a Sunday
	52	Elmdon Playing Field	Area 3	1	8	-	0.5	Spare capacity discounted due to poor quality
	76	Harborne Cricket Club	Area 3	2	15	-	-	No spare capacity on either a Saturday or a Sunday
	104	King Edward's School (Eastern Road)	Area 3	1	30	-	-	No spare capacity on either a Saturday or a Sunday
	109	King's Heath Cricket and Sports Club	Area 3	1	4	-	-	No spare capacity on either a Saturday or a Sunday
	122	Lyndworth Cricket Club	Area 3	1	2	-	0.5	Spare capacity discounted due to poor quality
	168	Shenley Lane Community Association	Area 3	1	32	-	1	Actual spare capacity on a Sunday
	212	Weoley Hill Cricket Club	Area 3	1	5	-	-	No spare capacity on either a Saturday or a Sunday
	311	Richmond Hill	Area 3	1	32	0.5	1	Actual spare capacity on both a Saturday and a Sunday
	315	West Midlands Police Sports and Social Club (Tally Ho)	Area 3	1	50	1	1	Spare capacity discounted as the site is often reserved for South Asian league matches
	326	Hallfield School	Area 3	1	20	1	1	Spare capacity discounted due to it being a school site
	36	Calthorpe Park	Area 4	1	27	0.5	0.5	Actual spare capacity on both a Saturday and a Sunday
	86	Holdings Lane Complex	Area 4	1	35	0.5	0.5	Actual spare capacity on both a Saturday and a Sunday
	131	Moor Green Playing Field (Brittanic Park)	Area 4	1	2	-	1	Minimal spare capacity to be retained
166	Sheldon Marlborough Cricket Club	Area 4	1	5	-	-	No spare capacity on either a Saturday or a Sunday	
211	Waverley Studio College	Area 4	1	30	1	1	Spare capacity discounted due to it being a school site	
307	Co-operative Sports and Social Club	Area 4	1	6	-	0.5	Actual spare capacity discounted due to minimal overall spare capacity	
308	Willclare Sports Ground	Area 4	1	32	0.5	1	Actual spare capacity on both a Saturday and a Sunday	
320	Moseley Ashfield Cricket Club	Area 4	1	17	-	-	No spare capacity on either a Saturday or a Sunday	

**BIRMINGHAM & SOLIHULL  
PLAYING PITCH ASSESSMENT**

Local authority	Site ID	Site name	Analysis area	No. of squares	Amount of spare capacity (match sessions)	Squares available on a Saturday	Squares available on a Sunday	Comments
Solihull	286	Solihull Municipal Club	Central	1	27	-	-	No spare capacity on either a Saturday or a Sunday
	294	Tippetts Field	Central	1	1	-	-	No spare capacity on either a Saturday or a Sunday
	295	Tudor Grange Academy	Central	1	22	-	1	Spare capacity discounted due it being a school site
	302	Old Edwardians Sports Club	Central	1	13	-	1	Actual spare capacity on a Sunday
	321	Blossomfield Sports Club	Central	1	8	-	-	No spare capacity on either a Saturday or a Sunday
	234	Castle Bromwich Playing Fields	North	1	24	-	0.5	Actual spare capacity on a Sunday
	235	Catherine De Barnes Cricket Club	North	1	25	-	1	Actual spare capacity on a Sunday
	248	Hampton-in-Arden Sports Club	North	1	18	0.5	1	Actual spare capacity on both a Saturday and a Sunday
	257	Knowle & Dorridge Cricket Club (Lugtrout Lane)	North	1	11	-	-	No spare capacity on either a Saturday or a Sunday
	270	Marston Green Recreation Ground	North	1	10	-	1	Actual spare capacity on a Sunday
	258	Knowle & Dorridge Cricket Club (Station Road)	Rural	1	12	-	-	No spare capacity on either a Saturday or a Sunday
	305	Knowle Village Cricket Club	Rural	1	23	-	0.5	Actual spare capacity on a Sunday
	309	Grove Lane	Rural	1	30	0.5	1	Actual spare capacity on both a Saturday and a Sunday

## BIRMINGHAM & SOLIHULL PLAYING PITCH ASSESSMENT

Although a large amount of spare capacity is identified, it is not as simple as to aggregate this into a general oversupply of cricket pitches. For example, in Birmingham, Moseley Ashfield Cricket Club and Harborne Cricket Club have a sufficient amount of spare capacity for an increase in demand but this cannot be considered as actual spare capacity on either a Saturday or a Sunday as they are already used to capacity on these days. The same also applies to sites such as Solihull Municipal Club and Knowle and Dorridge Cricket Club in Solihull.

In addition, some actual spare capacity that has been discovered on squares in Birmingham has been discounted due to quality issues. This is because any further demand on such sites would further deteriorate quality and would make improvements more difficult to achieve. This is the case at the following sites:

- ◀ Aston Park
- ◀ Elmdon Playing Field
- ◀ Lyndworth Cricket Club
- ◀ Prince of Wales
- ◀ Summerfield Park
- ◀ Winson Green

Furthermore, numerous school sites have spare capacity on a Saturday and/or a Sunday but this cannot be considered as actual spare capacity because community use aspects are not fully known and also because school use of the squares reduces capacity. This relates to Bishop Vesey's Grammar School, Hallfield School, King Edward VI Aston School and King Edward VI Handsworth School in Birmingham and to Tudor Grange School in Solihull. Further communication with these providers is therefore recommended to fully understand whether they are available for additional use beyond current demand.

As such, despite 37 sites showing potential spare capacity in Birmingham, only eight are available for further use on a Saturday totalling 6.5 squares and only ten are available for further use on a Sunday totalling 7.5 squares. Area 2 contains the majority of spare capacity on Saturdays, whilst Area 3 contains the majority of spare capacity on Sundays.

*Table 4.19: Summary of actual spare capacity in Birmingham*

Analysis area	Actual spare capacity (squares)	
	Saturday	Sunday
Area 1	1.5	2
Area 2	2.5	-
Area 3	1	3.5
Area 4	1.5	2
<b>Birmingham</b>	<b>6.5</b>	<b>7.5</b>

In Solihull, despite 13 sites showing spare capacity, only two are available for further use on a Saturday totalling one square and only seven are available for further use on a Sunday totalling six squares. The actual spare capacity on a Saturday is divided between the North and Rural analysis areas, whereas spare capacity on a Sunday exists in each analysis area.

## BIRMINGHAM & SOLIHULL PLAYING PITCH ASSESSMENT

Table 4.20: Summary of actual spare capacity in Solihull

Analysis area	Actual spare capacity (squares)	
	Saturday	Sunday
North	0.5	3.5
Central	-	1
Rural	0.5	1.5
<b>Solihull</b>	<b>1</b>	<b>6</b>

### Overplay

As guidance, all pitches receiving more than five match sessions per wicket per season are adjudged to be overplayed. On this basis, five squares in Birmingham and six squares in Solihull are considered to be overplayed. The identified overplay in Birmingham is spread across analysis areas 1, 2 and 4, whereas all overplay in Solihull is present in the Rural Analysis Area.

Table 4.21: Summary of overplay

Local authority	Site ID	Site name	Analysis area	No. of squares	Overplay (matches per season)
Birmingham	53	Erdington Court Sports Club	Area 1	1	5
	95	Walmley Cricket Ground	Area 1	1	24
	87	Holford Drive Community Sports Hub	Area 2	1	11
	310	Attock Cricket Club	Area 4	1	10
	319	Ward End Unity Cricket Club	Area 4	1	4
<b>Total</b>					<b>57</b>
Solihull	242	Dickens Heath Sports Club	Rural	1	10
	243	Earlswood Cricket Club	Rural	1	19
	291	The John Woolman Ground	Rural	1	7
	306	Berkswell and Balsall Common Sports Association	Rural	1	15
	322	Woodbourne Sports Club	Rural	1	12
<b>Total</b>					<b>63</b>

Although it is possible to sustain certain, minimal levels of overplay providing that a regular, sufficient maintenance regime is in place, a reduction in play is recommended at these sites to ensure there is no detrimental effect on quality over time. The best solution would therefore be to transfer some demand to sites with actual spare capacity, with the caveat that the arrangement must suit all parties involved in terms of accessibility, security of tenure and cost.

Alternatively, given that a large percentage of usage at the overplayed sites comes from junior cricket, particularly at sites such as Walmley Cricket Ground, Attock Cricket Club and Earlswood Cricket Club, an NTP could be provided in situ in order to transfer play from the grass wickets. This is already in practice and has alleviated potential overplay at other club sites, including Four Oaks Saints Cricket Club in Birmingham and Knowle Village Cricket Club in Solihull.

## **BIRMINGHAM & SOLIHULL PLAYING PITCH ASSESSMENT**

---

In addition to sites that are overplayed, numerous sites are currently played to capacity. It is therefore recommended that these sites also receive no further play beyond current levels to prevent them becoming overplayed in the future. This pertains to Highcroft Sports and Social Club, Windermere Playing Fields, Wood Lane Playing Fields and Pickwick Cricket Club in Birmingham and to Moseley Cricket Club, Sillians Rugby Club and West Warwickshire Sports Club in Solihull.

### **4.6 Conclusions**

Consideration must be given to the extent in which current provision can accommodate current and future demand.

#### ***Birmingham***

As previously mentioned, junior teams can play on NTPs and generally play midweek on a variety of days; consequently, spare capacity is considered to exist for junior matches both now and in the future. Each grass wicket square that is not overplayed is thought to have spare capacity for an increase in midweek demand and no standalone NTPs are at capacity or overplayed. That said, there is evidence to suggest that an increase in provision of NTPs would further help satisfy junior demand, as well as providing extra provision for demand such as the Birmingham Cricket league, increasing capacity for senior matches on grass wickets and alleviating identified overplay on grass wickets.

For senior cricket, overall actual spare capacity is identified, with more grass wicket squares having actual spare capacity than those found to be overplayed. This, however, does not equate to an oversupply of provision as affiliated clubs are generally reluctant to hire out secondary venues due to a variety of issues such as cost implications, security of tenure and travel arrangements. This means that it would be difficult to amalgamate the same number of clubs onto a lesser number of squares, even if it was otherwise feasible.

Priority should be placed on retaining the current number of grass wicket squares with consideration also given to restoring some disused provision and creating new provision to further help cater for demand. This is especially key given the high levels of South Asian league demand and informal use identified, with leagues such as the Birmingham Cricket League and the Al Faisals Cricket League expressing the need for additional sites as well as certain clubs that express a need for access to secondary sites.

Existing actual spare capacity should be utilised, where possible, to accommodate future demand expressed by clubs and leagues. It must therefore be noted that Attock, Harborne and Weoley Hill cricket clubs are unable to accommodate expressed future demand at their current sites either due to a lack of overall spare capacity or due to no actual spare capacity existing on a Saturday or a Sunday. As such, if their future demand is realised, they will need to transfer demand to sites with actual spare capacity or new provision will be required.

Focus should also be placed on improving pitch quality, where possible, as well improving changing facilities and increasing access to training provision. Exploring asset transfer with clubs willing to manage and maintain their own squares should also be considered as well as improving security of tenure in general.

## **BIRMINGHAM & SOLIHULL PLAYING PITCH ASSESSMENT**

---

### ***Solihull***

As previously mentioned, junior teams can play on NTPs and generally play midweek on a variety of days; consequently, spare capacity is considered to exist for junior matches both now and in the future. Each grass wicket square that is not overplayed is thought to have spare capacity for an increase in midweek demand and no standalone NTPs are at capacity or overplayed. That said, there is evidence to suggest that an increase in provision of NTPs would further help satisfy junior demand, as well as providing extra provision for demand such as the creation of Last Man Stands, increasing capacity for senior matches on grass wickets and alleviating identified overplay on grass wickets.

For senior cricket, overall actual spare capacity is identified, with more grass squares having actual spare capacity than those found to be overplayed. As with Birmingham, however, this does not equate to an oversupply of provision, although the picture is better in comparison to Birmingham given the lower levels of South Asian league demand and given that the quality of provision is generally better.

Priority should be placed on retaining the current number of grass wicket squares, with existing actual spare capacity utilised to alleviate overplay and accommodate expressed future demand. It should therefore be noted that Berkswell, Dorridge, Woodbourne and Hampton & Solihull cricket clubs are unable to accommodate expressed future demand at their current sites either due to a lack of overall spare capacity or due to no actual spare capacity existing on a Saturday or a Sunday. As such, if their future demand is realised, they will need to transfer demand to sites with actual spare capacity or new provision will be required.

Focus should also be placed on sustaining pitch quality, as well improving changing facilities and increasing access to training provision. Exploring asset transfer with clubs willing to manage and maintain their own squares should also be considered as well as improving security of tenure in general.



## BIRMINGHAM & SOLIHULL PLAYING PITCH ASSESSMENT

---

### Cricket summary - Birmingham

- ◀ There are 73 grass cricket squares in Birmingham across 51 sites, 67 of which are considered to be available for community use.
- ◀ There are NTPs accompanying grass wicket squares at 14 sites and there are standalone NTPs located at ten sites.
- ◀ Copton Park contains a disused standalone NTP and seven sites previously contained grass wicket squares that could be restored if demand requires.
- ◀ Spring Lane Playing Fields previously contained two grass wicket squares; however, one of these is no longer in use or maintained.
- ◀ A proposal is in place at Lordswood Schools for the development of a 3G football pitch that is expected to be built where the standalone NTP is currently located.
- ◀ The majority of clubs that responded to consultation rent or lease their squares, with only Bridge Trust CC and King's Heath CC owning their home grounds.
- ◀ Sheldon Marlborough, Harborne, Four Oaks Saints and Attock cricket clubs have less than 25 years remaining on their lease agreements and therefore have limited security of tenure.
- ◀ The non-technical assessment of grass wicket squares found eight community available pitches to be good quality, 45 to be standard quality and 13 to be poor quality.
- ◀ Seven sites are considered to be serviced by poor quality ancillary facilities.
- ◀ Three clubs report demand for practice nets or additional practice nets whilst one (Attock CC) reports demand for an NTP to be provided.
- ◀ There are 21 affiliated clubs that generate 87 senior men's, five senior women's and 67 junior teams. The only displaced demand discovered is from Birmingham Avengers CC, which plays all of its matches in Tamworth.
- ◀ Five clubs express future demand totalling an increase of two senior men's, one senior women's and four junior teams, whilst team generation rates predict a growth of eight senior men's, seven junior boys' and one junior girls' team.
- ◀ There are high levels of South Asian league demand from leagues such as the Birmingham Cricket League, the Al Faisals Cricket League, the LL Cricket League and Last Man Stands.
- ◀ Despite 37 sites showing potential spare capacity, only eight are available for further use on a Saturday totalling 6.5 squares and only ten are available for further use on a Sunday totalling 7.5 squares.
- ◀ Five squares are overplayed by 57 match equivalent sessions combined.
- ◀ As junior teams can play on NTPs and generally play midweek on a variety of days, spare capacity is considered to exist for junior matches both now and in the future.
- ◀ That said, an increase in NTPs may be required to fully satisfy senior demand as well as for the transfer of junior cricket that would alleviate of overplay on grass wickets.
- ◀ For senior cricket, priority should be placed on retaining the current number of grass wicket squares with consideration also given to restoring some disused provision and creating new provision to account for shortfalls expressed by certain clubs and leagues.

## BIRMINGHAM & SOLIHULL PLAYING PITCH ASSESSMENT

---

### Cricket summary - Solihull

- ◀ There are 26 grass cricket squares in Solihull across 21 sites, 22 of which are considered to be available for community use.
- ◀ There are NTPs accompanying grass wicket squares at five sites and there are standalone NTPs located at nine sites.
- ◀ Land Rover Sports and Social Club and Civil Service Sports Ground previously contained grass wicket squares that could be restored if required.
- ◀ Five clubs own their squares, nine clubs lease their squares and five clubs rent their squares (on an annual or seasonal basis).
- ◀ Catherine De Barnes, Dorridge and Marston Green cricket clubs have less than remaining on their lease agreements and therefore have limited security of tenure.
- ◀ The non-technical assessment of grass wicket squares found nine community available pitches to be good quality and 13 to be standard quality.
- ◀ Shirley CC rates the quality of its ancillary facilities as poor quality.
- ◀ Eight clubs report demand for practice nets or additional practice nets whilst seven clubs report demand for an NTP to be provided.
- ◀ There are 19 affiliated clubs that generate 71 senior men's, two senior women's and 85 junior teams.
- ◀ Displaced demand is expressed by Castle Bromwich, Earlswood, Lapworth and Tanworth & Camp Hill cricket clubs.
- ◀ A total of 11 clubs express future demand equating to an increase of six senior men's, one senior women's and 17 junior teams, whilst team generation rates predict a growth of nine junior boys' teams.
- ◀ There are high levels of South Asian league demand from leagues such as the LL Cricket League.
- ◀ There is no Last Man Stands franchise in Solihull although scope exists for one to be created.
- ◀ There are 13 squares that show potential spare capacity on grass wickets totalling 224 match equivalent sessions per season across the same number of sites.
- ◀ Despite 13 sites showing potential spare capacity, only two are available for further use on a Saturday totalling one square and only eight are available for further use on a Sunday totalling six squares.
- ◀ Five squares are overplayed by 63 match equivalent sessions combined. To alleviate this, the transfer of play to sites with spare capacity or the installation of non-turf wickets in situ is recommended.
- ◀ As junior teams can play on NTPs and generally play midweek on a variety of days, spare capacity is considered to exist for junior matches both now and in the future.
- ◀ For senior cricket, priority should be placed on retaining the current number of grass wicket squares, with spare capacity utilised for future demand expressed by clubs.

# BIRMINGHAM & SOLIHULL PLAYING PITCH ASSESSMENT

---

## PART 5: RUGBY UNION

### 5.1: Introduction

The Rugby Football Union (RFU) is the national governing body for rugby union. It is split into six areas across the Country with a workforce team that covers development, coaching, governance and competitions. A full-time development officer is responsible for both Birmingham and Solihull (as part of the Lancashire, Cheshire, Staffordshire and North Midlands area) and works closely with all clubs to maximise their potential. This work involves developing club structures, including working towards the RFU accreditation (Clubmark) and the development of school-club structures.

For senior rugby, best practice is for the playing enclosure (exclusive of in goal areas) to be in line with international pitch minimum and maximums (between 94 and 100 metres long and between 68 and 70 metres wide). The in-goal area should measure no more than 22 metres, although the size of many existing pitches will vary. For mini and junior rugby (up to and including u14s) the size of pitch and format of play differs for each age group ranging from 20 x 12 metre pitches for u7s to 90 x 60 metre pitches for u13s.<sup>31</sup>

The rugby union playing season operates from September to May.

#### **Consultation**

There are 11 rugby union clubs playing in Birmingham and six playing in Solihull. Of these, nine Birmingham based clubs and all Solihull based clubs responded to consultation, resulting in an overall response rate of 82% (88% for Birmingham and 100% for Solihull).

In addition, teams are also fielded within Birmingham by the University of Birmingham, University College Birmingham and Birmingham City University. Information relating to these teams was gathered as part of a wider consultation with the respective universities, as it was with Aston University although its teams are fielded outside of the City (in Walsall).

Furthermore, Berkswell & Balsall RUFC and Old Saltleians RUFC were consulted. The former is designated to Solihull, whereas the latter is designated to Birmingham, however, both play in other local authorities (Warwick and North Warwickshire respectively).

The table overleaf indicates which clubs were responsive and those that were not.

---

<sup>31</sup>[http://www.englandrugby.com/mm/Document/MyRugby/Players/01/30/98/93/AGCR-NewRulesofPlayandPlayerProgressionPathway\\_Neutral.pdf](http://www.englandrugby.com/mm/Document/MyRugby/Players/01/30/98/93/AGCR-NewRulesofPlayandPlayerProgressionPathway_Neutral.pdf)

# BIRMINGHAM & SOLIHULL PLAYING PITCH ASSESSMENT

Table 5.1: Summary of consultation

Local authority	Name of club	Responded?
Birmingham	Aston Old Edwardians RUFC	Yes
	Birmingham Barbarians RUFC	Yes
	Birmingham Bulls RUFC	Yes
	Birmingham City University RUFC	No
	Birmingham Moseley RUFC	Yes
	Bournville RUFC	Yes
	Dixonians RUFC	Yes
	Harborne RUFC	Yes
	Moseley Oak RUFC	Yes
	Sutton Coldfield RUFC	No
	University College Birmingham RUFC	Yes
	University of Birmingham RUFC	Yes
	West Midlands Police RUFC	No
Yardley & District RUFC	Yes	
Solihull	Birmingham Civil Service RUFC	Yes
	Birmingham Exiles RUFC	Yes
	Camp Hill RUFC	Yes
	Edwardian RUFC	Yes
	Old Yardleians RUFC	Yes
	Silhillians RUFC	Yes
Other	Aston University RUFC	Yes
	Berkswell and Balsall RUFC	Yes
	Old Saltleians RUFC	Yes

In addition, two clubs in close proximity to Birmingham and Solihull recently folded. Both Birmingham Wyvern RUFC and Old Griffins RUFC fielded one senior men's team that played at Five Ways Old Edwardians, in Bromsgrove. Neither responded to consultation requests.

## 5.2: Supply

Within Birmingham, there are 27 sites containing 56 senior, three junior and 13 mini rugby union pitches. Of these, 47 senior, all junior and seven mini pitches are available for community use. Those not available to the community are all located at educational sites.

In Solihull, there are 18 sites containing 35 senior, five junior and 14 mini pitches. Of these, 28 senior, two junior and six mini pitches are available for community use. As with Birmingham, all those not available are located at educational sites and particularly at Solihull School, which contains five senior, three junior and three mini pitches.

Although there are dedicated junior and mini pitches identified, it must be noted that most junior and mini rugby traditionally takes place on over marked senior pitches. This is the case across both Birmingham and Solihull, even at sites with dedicated junior/mini markings.

## BIRMINGHAM & SOLIHULL PLAYING PITCH ASSESSMENT

Table 5.2: Summary of grass rugby union pitches available for community use

Local authority	Analysis area	No. of pitches		
		Senior	Junior	Mini
Birmingham	Area 1	14	3	7
	Area 2	7	-	-
	Area 3	23	-	-
	Area 4	3	-	-
<b>Total</b>		<b>47</b>	<b>3</b>	<b>7</b>
Solihull	Central	10	2	-
	North	6	-	1
	Rural	12	-	5
	<b>Total</b>	<b>28</b>	<b>2</b>	<b>6</b>

As seen in the table above, the majority of community available pitches in Birmingham are located in Area 3 (23). There are distinctively less pitches in Area 2 (seven) and Area 4 (three). In Solihull, the Rural Analysis Area contains the most pitches (12); the North Analysis Area contains the least (six).

### ***Future supply***

In Birmingham, Bournville RUFC is in the process of relocating its demand to a new development at Sandon Road. The site will feature one full size, floodlit, World Rugby compliant 3G pitch and two grass senior pitches (non-floodlit). The Club currently uses the University of Birmingham (both Metchley Lane and Bournbrook) and may still require access following completion of the development as it is not yet known whether Sandon Road will fully satisfy demand.

The creation of a sports hub at Dickens Heath may involve the re-location of Old Yardelians RUFC; however, the RFU reports that this would require like for like replacement of current facilities, security of tenure and for the Club and the RFU to be consulted on and supportive of any potential scheme.

Sharman's Cross previously provided an additional senior pitch before a stand was setup for spectators. This should be re-provided again in the future given local shortfalls or replaced in the locality.

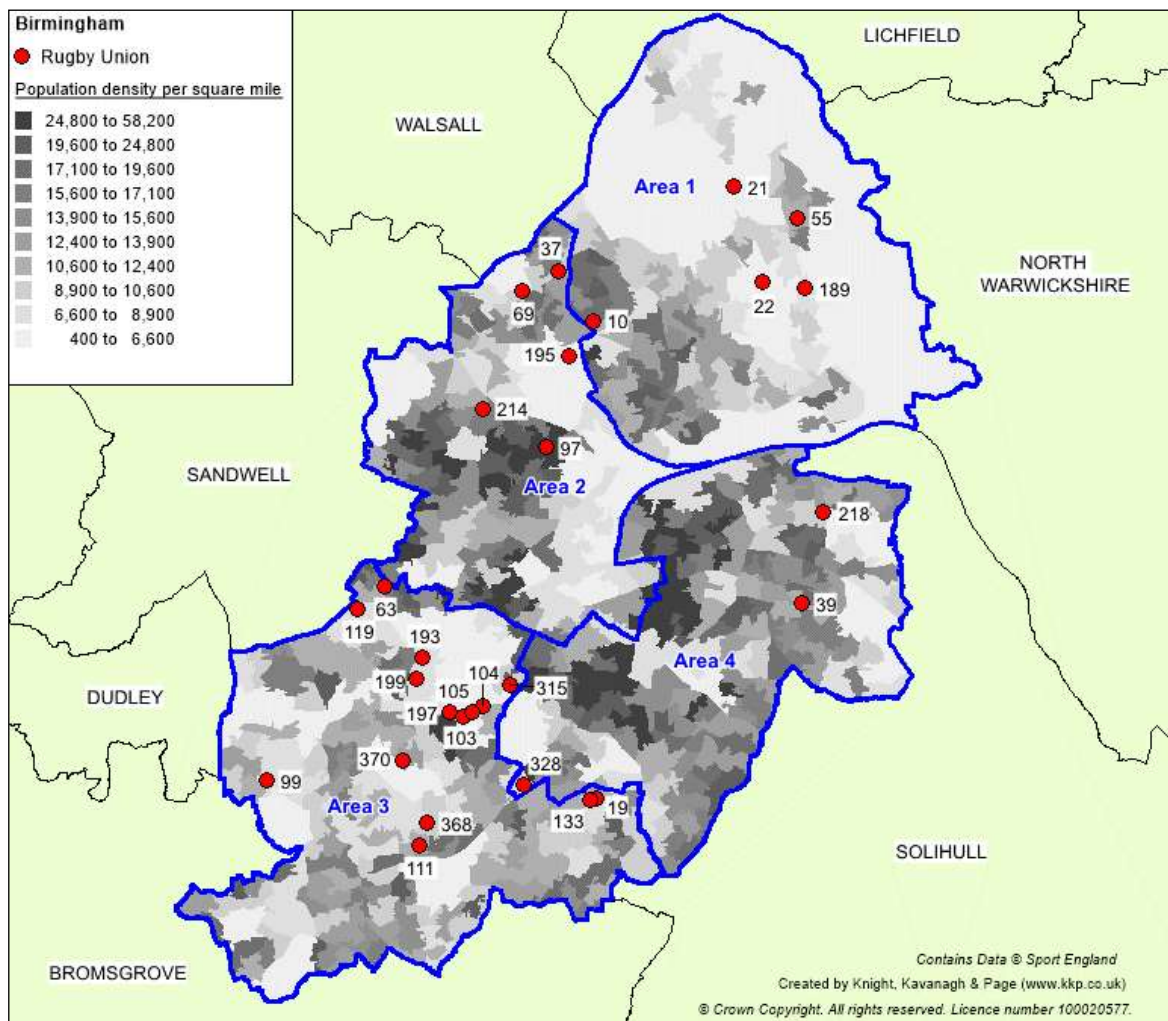
Figures 5.1 and 5.2 overleaf show the location of all rugby union pitches currently servicing Birmingham and Solihull, regardless of community use. For a key to the maps, see Table 5.8.

### ***Disused provision***

In Birmingham, a senior rugby union pitch was previously provided at Holders Lane Complex; however, it is no longer marked out.

# BIRMINGHAM & SOLIHULL PLAYING PITCH ASSESSMENT

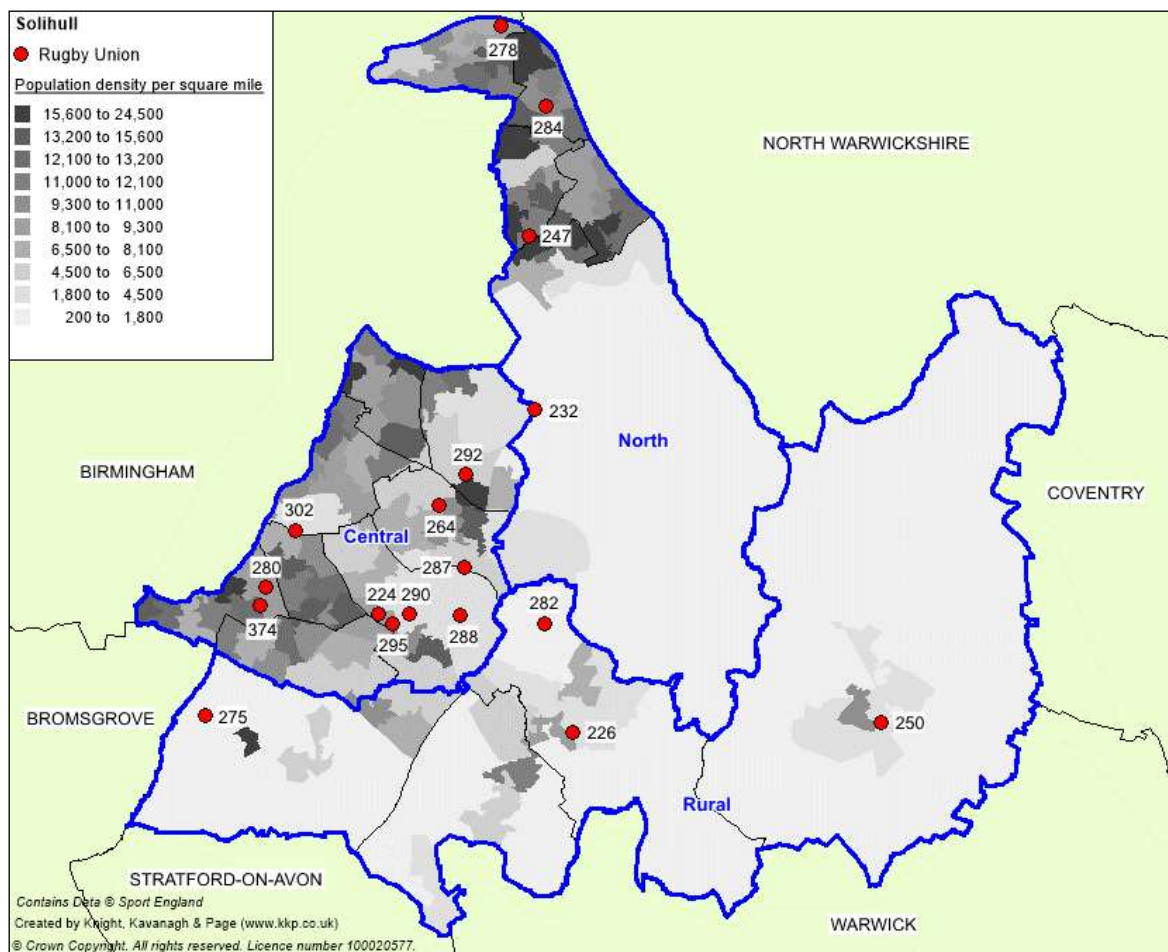
Figure 5.1: Location of rugby union pitches within Birmingham





# BIRMINGHAM & SOLIHULL PLAYING PITCH ASSESSMENT

Figure 5.2: Location of rugby union pitches within Solihull





## **BIRMINGHAM & SOLIHULL PLAYING PITCH ASSESSMENT**

---

### ***Security of tenure***

In Birmingham, tenure is considered secure for Aston Old Edwardians, Sutton Coldfield, West Midlands Police and Birmingham Moseley rugby clubs as they either own their sites or have a long-term lease arrangement in place. In contrast, Yardley & District RUFC is without security of tenure as it only has a licence agreement for use of its pitches despite owning its clubhouse.

Bournville RUFC currently has limited security of tenure at the University of Birmingham as it rents access. Nevertheless, it will be provided with full security of tenure when its relocation to Sandon Road takes place via asset transfer.

Harborne RUFC has only 18 years remaining on its lease of West Hill Close from Westhill Endowment. It is recommended that this arrangement is lengthened to at least 25 years to increase security of tenure and to help the Club secure funding for ground improvements.

Birmingham Bulls RUFC is a nomadic club that has periodically accessed a variety of venues, such as Sutton Coldfield Rugby Club, Harborne Rugby Club (West Hill Close) and the University of Birmingham (Metchley Lane). As no security of tenure is provided, the Club reports an aim to secure its own site that in turn will allow for organic growth. Until this occurs, Sutton Coldfield Rugby Club is expected to be used.

Similarly, no security of tenure is provided to Birmingham Barbarians, Dixonians or Moseley Oak rugby clubs as they rent their sites on annual basis, with no guarantee that access will continue to be granted beyond this arrangement. Dixonians RUFC rents Rowheath Pavilion from Trinity Christian Centre Trust, Birmingham Barbarians RUFC rents the Pavilion from Birmingham City University (operated by Serco) and Moseley Oak RUFC rents Billesley Common from Birmingham Moseley RUFC.

In Solihull, Camp Hill RUFC and Birmingham Exiles RUFC are considered to have security of tenure as both own their respective sites (Camp Hill Rugby Club and Birmingham Exiles Rugby Club). In addition, Camp Hill RUFC also rents pitches at Shirley Park from the Council.

Tenure is also considered to be secure for Silhillians RUFC as the Club forms part of the Old Silhillians Association, which has a long-term lease arrangement (over 50 years) in place at Silhillians Sports Club.

Edwardian RUFC forms part of Old Edwardians Sports Club LTD which has 23 years remaining on its lease of Old Edwardians Sports Club from the Old Edwardian Association, whereas Old Yardleians RUFC has 18 years remaining on the lease of its site of the same name from Home Estates. This is particularly concerning as the arrangement includes a break clause whereby Home Estates can evict the Club after 12 months' notice, hence the Club's willingness to be involved in the aforementioned Dickens Heath development.

Birmingham Civil Service RUFC rents Land Rover Sports and Social Club (which is managed internally) in an agreement that is renewed annually.

# BIRMINGHAM & SOLIHULL PLAYING PITCH ASSESSMENT

## Pitch quality

The methodology for assessing rugby pitch quality looks at two key elements: the maintenance programme and the level of drainage on each pitch. An overall quality based on both drainage and maintenance can then be generated.

The agreed rating for each pitch type also represents actions required to improve pitch quality. A breakdown of actions required based on the ratings can be seen overleaf.

Table 5.3: Definition of maintenance categories

Category	Definition
M0	Action is significant improvements to maintenance programme
M1	Action is minor improvements to maintenance programme
M2	Action is no improvements to maintenance programme

Table 5.4: Definition of drainage categories

Category	Definition
D0	Action is pipe drainage system is needed on pitch
D1	Action is pipe drainage is needed on pitch
D2	Action is slit drainage is needed on pitch
D3	No action is needed on pitch drainage

Table 5.5: Quality ratings based on maintenance and drainage scores

		Maintenance		
		Poor (M0)	Adequate (M1)	Good (M2)
Drainage	Natural Inadequate (D0)	Poor	Poor	Standard
	Natural Adequate (D1)	Poor	Standard	Good
	Pipe Drained (D2)	Standard	Standard	Good
	Pipe and Slit Drained (D3)	Standard	Good	Good

The figures are based upon a pipe-drained system at 5m centres that has been installed in the last eight years and a slit drained system at 1m centres that has been installed in the last five years.

Of the community available pitches in Birmingham, seven are assessed as good quality, 42 are assessed as standard and eight are assessed as poor. All poor quality pitches are senior pitches.

Table 5.6: Quality of pitches available for community use in Birmingham

Senior pitches			Junior pitches			Mini pitches		
Good	Standard	Poor	Good	Standard	Poor	Good	Standard	Poor
7	32	8	-	3	-		7	-

In Solihull, six community available pitches are assessed as good quality, 20 as standard and ten as poor.

## BIRMINGHAM & SOLIHULL PLAYING PITCH ASSESSMENT

---

*Table 5.7: Quality of pitches available for community use in Solihull*

Senior pitches			Junior pitches			Mini pitches		
Good	Standard	Poor	Good	Standard	Poor	Good	Standard	Poor
5	14	9	1	-	1	-	6	-

The table overleaf shows the quality ratings for each of the pitches in both Birmingham and Solihull based on a combination of non-technical site assessments and user consultation.

**BIRMINGHAM & SOLIHULL  
PLAYING PITCH ASSESSMENT**

Table 5.8: Pitch quality ratings

Local authority	Site ID	Site name	Postcode	Analysis area	Community use?	No. of pitches	Pitch type	Floodlit?	Non-tech score	Quality rating
Birmingham	10	Aston Old Edwardians Rugby Club	B44 0HP	Area 1	Yes	2	Senior	Yes	M1 / D0	Poor
	21	Bishop Vesey's Grammar School	B74 2NH	Area 1	Yes-unused	9	Senior	No	M1 / D1	Standard
							Senior	No	M1 / D1	Standard
							Senior	No	M1 / D1	Standard
							Senior	No	M1 / D1	Standard
							Senior	No	M1 / D1	Standard
							Senior	No	M1 / D1	Standard
							Mini	No	M1 / D1	Standard
							Mini	No	M1 / D1	Standard
							Mini	No	M1 / D1	Standard
	22	Bishop Walsh Catholic School	B76 1QT	Area 1	Yes-unused	1	Senior	No	M1 / D1	Standard
	55	Fairfax School	B75 7JT	Area 1	No	2	Senior	No	M1 / D0	Poor
							Mini	No	M1 / D0	Poor
	189	Sutton Coldfield Rugby Club	B76 2QA	Area 1	Yes	12	Senior	Yes	M2 / D2	Good
							Senior	Yes	M1 / D1	Standard
							Senior	No	M1 / D1	Standard
							Senior	No	M1 / D1	Standard
							Senior	No	M1 / D1	Standard
							Junior	No	M1 / D1	Standard
							Junior	No	M1 / D1	Standard
							Junior	No	M1 / D1	Standard
							Mini	No	M1 / D1	Standard
							Mini	No	M1 / D1	Standard
							Mini	No	M1 / D1	Standard
							Mini	No	M1 / D1	Standard
	37	Cardinal Wiseman Catholic Technology College	B44 9SR	Area 2	Yes-unused	1	Senior	No	M1 / D0	Poor
	69	Great Barr School (Leisure Centre)	B44 8NU	Area 2	Yes-unused	1	Senior	No	M1 / D1	Standard
97	King Edward VI Aston School	B6 6LS	Area 2	Yes-unused	2	Senior	No	M1 / D1	Standard	
						Senior	No	M1 / D1	Standard	
195	The Pavilion	B6 7AA	Area 2	Yes	2	Senior	No	M1 / D1	Standard	
						Senior	No	M1 / D1	Standard	
214	Wood Lane Playing Fields	B20 2AT	Area 2	Yes-unused	1	Senior	No	M1 / D0	Poor	
19	Billesley Common	B13 0JD	Area 3	Yes	3	Senior	No	M1 / D0	Poor	
						Senior	No	M1 / D0	Poor	
						Senior	No	M1 / D0	Poor	
63	George Dixon Academy	B16 9GD	Area 3	Yes-unused	1	Senior	No	M1 / D1	Standard	
99	King Edward VI Five Ways School	B32 4BT	Area 3	No	3	Senior	No	M1 / D1	Standard	
						Senior	No	M1 / D1	Standard	
						Senior	No	M1 / D1	Standard	

**BIRMINGHAM & SOLIHULL  
PLAYING PITCH ASSESSMENT**

Local authority	Site ID	Site name	Postcode	Analysis area	Community use?	No. of pitches	Pitch type	Floodlit?	Non-tech score	Quality rating
	103	King Edward's School	B15 2UA	Area 3	Yes-unused	5	Senior	No	M1 / D1	Standard
							Senior	No	M1 / D1	Standard
							Senior	No	M1 / D1	Standard
							Senior	No	M1 / D1	Standard
							Senior	No	M1 / D1	Standard
	104	King Edward's School (Eastern Road)	B29 7JX	Area 3	Yes-unused	2	Senior	No	M1 / D1	Standard
							Senior	No	M1 / D1	Standard
	105	King Edward's School (Running Track)	B29 7JP	Area 3	Yes-unused	1	Senior	No	M1 / D1	Standard
	111	King's Norton Boys' School	B30 1DY	Area 3	Yes-unused	1	Senior	No	M1 / D1	Standard
	119	Lordswood Schools	B17 8BJ	Area 3	Yes-unused	1	Senior	No	M1 / D1	Standard
	133	Moseley Rugby Club	B13 0PT	Area 3	Yes	1	Senior	Yes	M2 / D1	Good
	193	The Blue Coat School	B17 0HR	Area 3	No	2	Mini	No	M0 / D1	Poor
							Mini	No	M0 / D1	Poor
	197	The University of Birmingham (Bournbrook)	B15 2TT	Area 3	Yes	1	Senior	Yes	M2 / D3	Good
	199	The University of Birmingham (Metchley Lane)	B17 0JA	Area 3	Yes	4	Senior	No	M2 / D1	Good
							Senior	No	M2 / D1	Good
							Senior	No	M2 / D1	Good
							Senior	No	M2 / D1	Good
	315	West Midland Police Sports and Social Club	B5 7RN	Area 3	Yes	1	Senior	No	M1 / D1	Standard
	368	Rowheath Pavilion	B30 1HH	Area 3	Yes	1	Senior	No	M1 / D1	Standard
	370	Harborne Rugby Club (West Hill Close)	B29 6QQ	Area 3	Yes	1	Senior	No	M1 / D0	Poor
39	Cockshut Hill Technology College	B26 2AU	Area 4	No	1	Senior	No	M1 / D0	Poor	
98	King Edward VI Camp Hill School for Boys	B14 7QJ	Area 4	No	4	Senior	No	M1 / D1	Standard	
						Senior	No	M1 / D1	Standard	
						Senior	No	M1 / D1	Standard	
						Senior	No	M1 / D1	Standard	
218	Yardley and District Rugby Club	B34 6HE	Area 4	Yes	3	Senior	Yes	M1 / D1	Standard	

**BIRMINGHAM & SOLIHULL  
PLAYING PITCH ASSESSMENT**

Local authority	Site ID	Site name	Postcode	Analysis area	Community use?	No. of pitches	Pitch type	Floodlit?	Non-tech score	Quality rating
Solihull	224	Alderbrook School	B91 1SN	Central	No	1	Senior	No	M1 / D0	Poor
	264	Lode Heath School	B91 2HW	Central	Yes-unused	1	Senior	No	M1 / D0	Poor
	280	Shirley Park	B90 2DH	Central	Yes	2	Senior	No	M1 / D1	Standard
							Junior	No	M1 / D0	Poor
	287	Solihull School	B91 3DJ	Central	No	10	Senior	No	M1 / D1	Standard
							Senior	No	M1 / D1	Standard
							Senior	No	M1 / D1	Standard
							Senior	No	M1 / D1	Standard
							Junior	No	M1 / D1	Standard
							Junior	No	M1 / D1	Standard
							Junior	No	M1 / D1	Standard
							Mini	No	M1 / D1	Standard
							Mini	No	M1 / D1	Standard
	288	Solihull Sixth Form College Sports Hall	B91 3WR	Central	No	2	Senior	No	M1 / D1	Standard
							Senior	No	M1 / D1	Standard
	290	St Peters Catholic School	B91 3NZ	Central	Yes-unused	1	Senior	No	M1 / D0	Poor
	292	The Land Rover Sports & Social Club	B92 9LN	Central	Yes	1	Senior	No	M1 / D0	Poor
	295	Tudor Grange Academy Solihull	B91 3PD	Central	Yes-unused	1	Senior	No	M1 / D1	Standard
	302	Old Edwardians Sports Club	B90 3PE	Central	Yes	2	Senior	Yes	M1 / D0	Poor
							Senior	Yes (half)	M1 / D0	Poor
	329	Sharman's Cross	B91 1HT	Central	Yes-unused	2	Senior	No	M0 / D1	Poor
							Senior	No	M0 / D1	Poor
	374	Camp Hill Rugby Club	B90 2DH	Central	Yes	2	Senior	Yes	M2 / D1	Good
							Junior	Yes	M2 / D1	Good
	232	Birmingham Exiles Rugby Club	B92 9ED	North	Yes	3	Senior	Yes	M1 / D1	Standard
							Senior	No	M1 / D1	Standard
							Mini	No	M1 / D1	Standard
247	Grace Academy Solihull	B37 5JS	North	Yes-unused	1	Senior	No	M1 / D1	Standard	
278	Park Hall Academy	B36 9HF	North	Yes-unused	2	Senior	No	M1 / D1	Standard	
						Senior	No	M1 / D1	Standard	
284	Smith's Wood Sports College	B36 0UE	North	Yes-unused	1	Senior	No	M1 / D0	Poor	
226	Arden Academy Trust	B93 0PT	Rural	Yes-unused	3	Senior	No	M1 / D1	Standard	
						Senior	No	M1 / D1	Standard	
						Senior	No	M1 / D1	Standard	
250	Heart Of England School	CV7 7FW	Rural	Yes-unused	1	Senior	No	M1 / D0	Poor	
275	Old Yardleians Rugby Football Club	B90 1PW	Rural	Yes	3	Senior	Yes	M1 / D1	Standard	
						Senior	No	M1 / D1	Standard	
						Senior	No	M1 / D1	Standard	
						Senior	No	M1 / D1	Standard	

**BIRMINGHAM & SOLIHULL  
PLAYING PITCH ASSESSMENT**

Local authority	Site ID	Site name	Postcode	Analysis area	Community use?	No. of pitches	Pitch type	Floodlit?	Non-tech score	Quality rating
	282	Silhillians Sports Club	B93 3LW	Rural	Yes	10	Senior	Yes	M2 / D1	Good
							Senior	Yes	M2 / D1	Good
							Senior	No	M2 / D1	Good
							Senior	No	M2 / D1	Good
							Mini	No	M1 / D1	Standard
							Mini	No	M1 / D1	Standard
							Mini	No	M1 / D1	Standard
							Mini	No	M1 / D1	Standard
							Mini	No	M1 / D1	Standard



## BIRMINGHAM & SOLIHULL PLAYING PITCH ASSESSMENT

---

Poor quality pitches are found at the following community available sites in Birmingham:

- ◀ Aston Old Edwardians Rugby Club
- ◀ Billesley Common
- ◀ Cardinal Wiseman Catholic Technology College
- ◀ Harborne Rugby Club (West Hill Close)
- ◀ Wood Lane Playing Fields

All three senior pitches at Billesley Common are assessed as poor quality due to drainage issues (D0) and a basic maintenance programme (M1) that is considered infrequent. This differs from the senior pitch at Moseley Rugby Club, which shares the same site but is assessed as good quality. This is due to a dedicated maintenance regime (M2) that includes significant post-season remedial work.

Both senior pitches at Aston Old Edwardians Rugby Club and the sole senior pitch at Harborne Rugby Club (West Hill Close) are also assessed as poor quality due to drainage issues (D0). Aston Old Edwardians Rugby Club has, however, recently been given a grant to install a drainage system that should result in improved quality. The Club reports that over seven first team matches were postponed last season due to waterlogging.

Neither Cardinal Wiseman Catholic Technology College nor Wood Lane Playing Fields are in current use by the community, despite being available. That said, both are in use for curricular and extra-curricular purposes and therefore still warrant quality improvements.

In Solihull, the following community available sites contain poor quality pitches:

- ◀ Heart of England School
- ◀ Lode Heath School
- ◀ Old Edwardians Sports Club
- ◀ Sharman's Cross
- ◀ Shirley Park
- ◀ Smith's Wood Sports College
- ◀ St Peters Catholic School
- ◀ The Land Rover Sports and Social Club

The majority of pitches at the above sites are assessed as poor quality due to drainage issues (D0) and this is a particular problem at Land Rover Sports and Social Club as it is accessed by a club (Birmingham Civil Service RUFC).

Similarly, although the senior pitch at Shirley Park is assessed as standard quality as it has recently had drainage work completed (D1), the junior pitch still has drainage issues (D0). This is a concern as the pitch is used by Camp Hill RUFC.

Old Edwardians Rugby Club is also assessed as poor quality due to drainage issues and accessed by a club (Edwardian RUFC); however, it has received a Sport England grant that will be used to install a drainage system on one of its pitches, although this means that it will be out of action next season as result.

## BIRMINGHAM & SOLIHULL PLAYING PITCH ASSESSMENT

---

The remaining sites are all school sites that are not accessed by the community despite being available. That said, they are all in use for curricular and extra-curricular purposes and therefore still warrant quality improvements. An improvement in quality will also increase their appeal to potential community users.

Currently, no sites in Solihull contain pitches with a modern drainage system installed. In Birmingham, only Sutton Coldfield Rugby Club has a drainage system in place on one of its pitches (D2), as does the University of Birmingham at its Bournbrook Campus (D3).

### ***Ancillary facilities***

All clubs in Birmingham and Solihull have access to clubhouse facilities; however, quality varies.

In Birmingham, Bournville RUFC reports that the facilities servicing the University of Birmingham are problematic as the changing rooms and toilets are too far away from the pitches. The University adds weight to this opinion, stating that it considers the buildings outdated and too small. Plans are therefore in place to provide new clubhouses across the University's sports facilities and Bournville RUFC has aspirations for its own clubhouse at Sandon Road when it transfers its demand.

The clubhouse servicing Yardley & District RUFC is considered poor quality again due to age and size. Furthermore, the facility is located across the road from the pitches, which is not ideal for player access. The Club reports an ambition to sell the building and to create a new one adjacent to its pitches, although recent attempts to do this have fallen through.

Aston Old Edwardians RUFC has access to two changing room blocks. One is considered to be good quality following recent RFU funding, whereas the second is considered to be poor quality. This facility is shared by the cricket section of the wider sports club. The roof of the building is leaking and heating and hot water supply is also an issue.

Harborne RUFC reports an issue with its shower facilities at West Hill Close as the plumbing was not installed correctly when the changing rooms were built. This has led to regular leaks and water damage that is proving costly to repair. The Club is not serviced by a clubhouse.

In Solihull, Birmingham Civil Service RUFC also reports an issue with shower facilities as it only has access to port-a-cabin provision at Land Rover Sports and Social Club despite enclosed showers existing elsewhere on the site.

Camp Hill RUFC reports a need for its clubhouse to be extended so that it can include a function room and a committee room. It is believed that such provision will enable the Club to generate additional income that can be used to fund sustainability and other facility improvements.

Edwardian RUFC reports that the roof of its clubhouse at Old Edwardians Rugby Club is causing concern due to water leaking through and mould growing. The aim is for repairs to be made within the next 18 months.

All remaining clubs that responded to consultation rate the quality of their clubhouse facilities as adequate and no other issues were discovered during non-technical assessments.

## BIRMINGHAM & SOLIHULL PLAYING PITCH ASSESSMENT

### 5.3: Demand

Demand for rugby pitches in both Birmingham and Solihull tend to fall within the categories of organised competitive play and organised training.

#### *Competitive play*

There are 11 rugby union clubs playing in Birmingham and six rugby union clubs playing in Solihull. These vary in size; clubs such as Aston Old Edwardians RUFC and Silhillians RUFC field numerous teams at both senior and junior level, whereas others consist of just one or two senior teams such as Birmingham Bulls RUFC and Birmingham Civil Service RUFC.

In addition, teams are also fielded in Birmingham by the University of Birmingham and Birmingham City University and in Solihull by University College Birmingham. The majority of these teams play in British Universities and Colleges Sport (BUCS) leagues although two senior men's teams fielded by the University of Birmingham instead play in the RFU league system on Saturdays.

Overall, demand in Birmingham consists of 36 senior, 19 junior and 27 mini teams, whilst demand in Solihull consists of 21 senior, 17 junior and 26 mini teams.

*Table 5.9: Summary of demand*

Local authority	Name of club	Analysis area	No. of teams		
			Senior (19+)	Junior (13-18)	Mini (6-12)
<b>Birmingham</b>	Aston Old Edwardians RUFC	Area 1	5	3	6
	Sutton Coldfield RUFC	Area 1	6	6	6
	Birmingham Bulls RUFC	Area 1	1	-	-
	Birmingham Barbarians RUFC	Area 2	1	-	-
	Birmingham City University RUFC	Area 2	1	-	-
	Birmingham Moseley RUFC	Area 3	2	4	7
	Bournville RUFC	Area 3	5	4	7
	Harborne RUFC	Area 3	2	-	-
	Dixonians RUFC	Area 3	1	-	-
	Moseley Oak RUFC	Area 3	2	-	-
	West Midlands Police RUFC	Area 3	1	-	-
	University of Birmingham RUFC	Area 3	7	-	-
Yardley & District RUFC	Area 4	2	2	1	
<b>Total</b>			<b>36</b>	<b>19</b>	<b>27</b>
<b>Solihull</b>	Birmingham Civil Service RUFC	Central	2	-	-
	Camp Hill RUFC	Central	7	5	8
	Edwardian RUFC	Central	3	3	6
	University College Birmingham RUFC	Central	1	-	-
	Birmingham Exiles RUFC	North	1	3	-
	Old Yardleians RUFC	Rural	3	-	5
	Silhillians RUFC	Rural	4	6	7
<b>Total</b>			<b>21</b>	<b>17</b>	<b>26</b>

## BIRMINGHAM & SOLIHULL PLAYING PITCH ASSESSMENT

Included in the table above are senior women's teams fielded by the University of Birmingham, Aston Old Edwardians, Birmingham Moseley, Bournville, Silhillians, Yardley & District (all one) and Camp Hill (two) rugby clubs as well as junior girls' teams fielded by Camp Hill RUFC (three) and Yardley & District RUFC (one).

The majority of teams in Birmingham play in Area 3, whereas the majority of teams in Solihull play in the Central Analysis Area. The least amount of teams in Birmingham play in Area 2; the least in Solihull play in the North Analysis Area.

*Table 5.10: Summary of demand by analysis area*

Local authority	Analysis area	No. of teams		
		Senior	Junior	Mini
Birmingham	Area 1	12	9	12
	Area 2	2	-	-
	Area 3	20	8	14
	Area 4	2	2	1
Solihull	North	1	3	-
	Central	13	8	14
	Rural	7	6	12

### **Exported demand**

The aforementioned University College Birmingham is located within Birmingham but fields its sole team within Solihull. Similarly, Aston University is mainly based in Birmingham but fields its two rugby teams in Walsall at its Recreation Centre campus. This is through choice rather than necessity.

Old Sattleians RUFC is designated to Birmingham but is currently based in North Warwickshire. The Club consists of three senior men's, five junior boys' and five mini teams in addition to a senior women's team that plays 'touch' rugby. The Club is the subject of a relocation due to HS2.

Berkswell & Balsall RUFC is designated to Solihull but is currently based in Warwick where it accesses its own site that contains three senior pitches. The Club consists of three senior men's, two junior boys' and five mini teams as well as a girls' team that plays 'tag' fixtures. The Club does not express an interest in returning to Solihull but does report that it wants to extend its clubhouse to better cater for female members in addition to purchasing nearby land to increase its pitch stock.

### **Participation trends**

The majority of Birmingham based clubs that responded to consultation report that participation has remained static over the previous three years, with only Birmingham Barbarians RUFC reporting a decrease and Aston Old Edwardians RUFC and Bournville RUFC reporting an increase.

The decrease at Birmingham Barbarians RUFC is due to one of its senior teams folding after many players left to go to university. The increase at Bournville RUFC follows the creation of a senior women's team, whereas the growth at Aston Old Edwardians RUFC relates to an expanding mini section.

## BIRMINGHAM & SOLIHULL PLAYING PITCH ASSESSMENT

---

In Solihull, Birmingham Exiles, Camp Hill and Old Yardleians all report increasing participation at youth and mini level. No clubs report decreasing participation levels.

### *Training demand*

Nationally, many rugby teams train at their home ground on match pitches. As a result, usage is concentrated which reduces the capacity for match play on these pitches and means they are more likely to be overplayed. A key factor in determining the extent of training on match pitches is the presence of floodlighting and there are six floodlit pitches in Birmingham and eight in Solihull.

In Birmingham, Aston Old Edwardians RUFC uses its floodlit pitch to accommodate all of its training demand, as does Yardley & District RUFC. Similarly, Sutton Coldfield RUFC uses one of its floodlit pitches for training whilst reserving the other floodlit pitch for matches.

Birmingham Moseley RUFC also has access to a floodlit pitch, however, the Club uses this for matches only. Instead, all training demand takes place on the site's World Rugby compliant 3G pitch and Moseley Oak RUFC also trains on site via an unmarked piece of land near to the 3G pitch that benefits from its floodlighting.

Dixonians RUFC reports that it currently trains at an indoor venue (Queen Alexandra College) due to a lack of floodlit provision outdoor. The Club is planning on submitting a grant to the RFU so that it can secure portable floodlighting to use at Rowheath Pavilion.

Birmingham Barbarians RUFC states that it trains at the Pavilion but not on the match pitches, whereas Birmingham Bulls RUFC reports that it does not have a regular training venue. Training information relating to West Midlands Police RUFC is unknown as the Club did not respond to consultation and could not be extracted through other means.

Bournville RUFC, Harborne RUFC and teams fielded by the University of Birmingham train on the 3G pitch at Metchley Lane and therefore do not use match pitches. That said, Bournville RUFC expects to train at its own site once its move to Sandon Road takes place via its own 3G pitch, whereas Harborne RUFC reports that it would prefer to train at West Hills Close but it currently has no floodlighting. It is considered that this would be of significant benefit to the Club and therefore needs to be a consideration.

The alternative to training on grass pitches is the use of 3G pitches. World Rugby produced the 'Performance Specification for artificial grass pitches for rugby', more commonly known as 'Regulation 22' that provides the necessary technical detail to produce pitch systems that are appropriate for rugby union. A World Rugby compliant pitch also enables the transfer of match demand from grass pitches onto 3G pitches, which alleviates overplay of grass pitches and as a result protects quality. The RFU investment strategy into AGPs considers sites where grass rugby pitches are over capacity and where an AGP would support the growth of the game at the host site and for the local rugby partnership, including local clubs and education sites.

In Solihull, both Edwardian RUFC and Silhillians RUFC have access to two floodlit pitches, one of which on both sites is used for training whilst the other is reserved for matches. In the case of Edwardian RUFC, its pitch that it uses for training is only half floodlit. For Silhillians RUFC, a World Rugby compliant 3G pitch is proposed on site and this will enable training demand to be transferred away from its grass pitches should it come to fruition.

## **BIRMINGHAM & SOLIHULL PLAYING PITCH ASSESSMENT**

---

Camp Hill RUFC also has access to two floodlit pitches (one senior and one junior), however, the Club generally trains on a separate floodlit training area to protect the pitches from overuse. Any training that cannot be accommodate on the training area takes place on the floodlit junior pitch rather than the floodlit senior pitch.

Birmingham Exiles RUFC accesses its floodlit pitch for all training demand. The same also applies to Old Yardleians RUFC, which has access to one floodlit pitch, although the floodlighting extends beyond the pitch allowing some activity to take place in surrounding areas.

Birmingham Civil Service RUFC does not have access to a floodlit pitch but instead uses portable floodlighting to train on an area away from its match pitch at Land Rover Sports and Social Club.

### ***Additional usage***

In Birmingham, the senior pitch at Lordswood Schools is also a dual use football pitch and, as such, its capacity to accommodate rugby union is limited. The same also applies to pitches at Bishop Vesey's Grammar School and King Edward's School as they are over marked on to a cricket outfield. This causes availability issues as the rugby season is still ongoing when the cricket season starts in April and the cricket season is still ongoing when the rugby season starts in September.

As there are no dedicated rugby league pitches in Birmingham, Birmingham Bulldogs RLFC accesses a rugby union pitch at Moseley Rugby whilst using the on-site World Rugby compliant 3G pitch for training activity. The same also applies in Solihull, meaning South Birmingham Hawks RLFC accesses a rugby union pitch at Old Edwardians Sports Club not only for matches but also for one training session per week.

Rugby league teams fielded by the University of Birmingham also play on a rugby union pitch. This activity takes place at Metchley Lane and other rugby pitches on site are used for a variety of sports including lacrosse, American football and Australian Rules football.

In Solihull, the fourth senior pitch at Old Yardleians Rugby Club is a dual use football pitch that is accessed by a local club. This impacts on its capacity to accommodate rugby although it remains extensively used for junior activity on Sundays.

### ***Education***

Rugby union is traditionally a popular sport within independent schools as is the case in Birmingham where it is particularly prominent at Bishop Vesey's Grammar School, King Edward VI Five Ways School and King Edward's School. In Solihull, it is played extensively at Solihull School.

The RFU is also active in developing rugby union in local state schools through the All Schools programme launched in September 2012. The aim is to increase the number of secondary state schools playing rugby union, with such schools linking to a local team of RFU Rugby Development Officers (RDOs). The RDO's deliver coaching sessions and support the schools to establish rugby union as part of the curricular and extracurricular programme.



## BIRMINGHAM & SOLIHULL PLAYING PITCH ASSESSMENT

In Birmingham, state schools such as Fairfax School, Lordwood Schools and Bishop Walsh Catholic School are keen to develop rugby activity and that is highlighted by all three schools having access to at least one pitch. In Solihull, Arden Academy has a comprehensive rugby curriculum that is accommodated on its three pitches and it is also played heavily at Park Hall Academy and Smith's Wood Sports College.

As previously mentioned, Aston University, Birmingham City University, University College Birmingham and University of Birmingham field various teams that generally compete in British Universities and Colleges Sport (BUCS) leagues. Newman University does not field any rugby union teams.

### **Future demand**

Future demand can be defined in two ways, through participation increases and using population forecasts.

#### *Population increases*

Team generation rates are used below as the basis for calculating the number of teams likely to be generated in the future based on population growth in both Birmingham (2031) and Solihull (2028).

*Table 5.12: Team generation rates in Birmingham (2031)*

Age group	Current population within age group	Current no. of teams	Team Generation Rate <sup>32</sup>	Future population within age group (2030)	Predicted future number of teams	Additional teams that may be generated from the increased population
Senior Mens (19-45)	251,386	25	1:10055	283,379	28.2	3.2
Senior Women (19-45)	255,998	4	1:64000	270,535	4.2	0.2
Junior Boys (13-18)	53,788	18	1:2988	61,313	20.5	2.5
Junior Girls (13-18)	51,360	1	1:51360	58,473	1.1	0.1
Mini rugby mixed (7-12)	105,254	27	1:3898	117,880	30.2	3.2

*Table 5.13: Team generation rates in Solihull (2028)*

Age group	Current population within age group	Current no. of teams	Team Generation Rate <sup>33</sup>	Future population within age group (2030)	Predicted future number of teams	Additional teams that may be generated from the increased population
Senior Mens (19-45)	31,574	18	1:1754	33,034	18.8	0.8
Senior Women (19-45)	33,078	3	1:11026	33,702	3.1	0.1
Junior Boys (13-18)	8,158	12	1:680	9,227	13.6	1.6
Junior Girls (13-18)	7,801	3	1:2600	8,897	3.4	0.4
Mini rugby mixed (7-12)	14,754	26	1:567	16,872	29.7	3.7

<sup>32</sup> Please note TGR figures are rounded to the nearest whole number.

<sup>33</sup> Please note TGR figures are rounded to the nearest whole number.



## BIRMINGHAM & SOLIHULL PLAYING PITCH ASSESSMENT

In Birmingham, population growth is predicted to result in an increase of three senior men's, two junior boys' and three mini teams; in Solihull, there is a predicted growth of one junior boys' and five three teams.

### *Participation increases*

Of clubs that responded to consultation, five Birmingham based clubs and all six Solihull based clubs report an intention to grow participation, as seen in the table below. In total, the expressed future demand equates to five senior and four junior teams in Birmingham and six senior and eight junior teams in Solihull.

The majority of clubs with future demand report that the increases can be accommodated at sites currently in use, however, this is not the case for either Aston Old Edwardians RUFC (Birmingham) or Camp Hill RUFC (Solihull) as the clubs report a lack of capacity.

*Table 5.11: Future demand expressed by clubs*

Local authority	Name of club	Analysis area	Future demand (no. of teams)		
			Senior (19+)	Junior (13-18)	Mini (6-12)
<b>Birmingham</b>	Aston Old Edwardians RUFC	Area 1	1	3	-
	Birmingham Barbarians RUFC	Area 1	1	-	-
	Harborne RUFC	Area 1	2	-	-
	Birmingham Bulls RUFC	Area 2	1	-	-
	Yardley & District RUFC	Area 4	-	1	-
<b>Total</b>			<b>5</b>	<b>4</b>	<b>0</b>
<b>Solihull</b>	Birmingham Civil Service RUFC	Central	1	-	-
	Camp Hill RUFC	Central	1	6	-
	Edwardian RUFC	Central	2	1	-
	Birmingham Exiles RUFC	North	1	-	-
	Old Yardleians RUFC	Rural	1	-	-
	Silhillians RUFC	Rural	-	1	-
<b>Total</b>			<b>6</b>	<b>8</b>	<b>0</b>

Included within these figures is future demand for a senior women's team expressed by both Harborne RUFC and Edwardian RUFC as well as future demand for three junior girls' teams expressed by Camp Hill RUFC.

### *The peak period*

In order to establish actual spare capacity, the peak period needs to be determined. Peak time for senior rugby union matches in both Birmingham and Solihull is Saturday afternoons, although junior and mini teams also access senior pitches on Sundays.

Peak time for junior and mini rugby is Sunday mornings. For women's and girls' rugby, peak time is considered to be Sunday afternoons.

# BIRMINGHAM & SOLIHULL PLAYING PITCH ASSESSMENT

## 5.4: Capacity analysis

The capacity for pitches to accommodate competitive play, training and other activity over a season is most often determined by quality. As a minimum, the quality and therefore the capacity of a pitch affects the playing experience and people's enjoyment of playing rugby. In extreme circumstances, it can result in the inability of a pitch to cater for all or certain types of play during peak and off peak times. To enable an accurate supply and demand assessment of rugby pitches, the following assumptions are applied:

- ◀ All sites that are used for competitive rugby matches (regardless of whether this is secured community use) are included on the supply side.
- ◀ Use of school pitches by schools reduces potential capacity.
- ◀ All competitive play is on senior sized pitches (except for where dedicated mini and junior pitches are provided).
- ◀ From u13s upwards, teams play 15v15 and use a full pitch.
- ◀ Mini teams (u6-u12) play on half of a senior pitch i.e. two teams per senior pitch or a dedicated mini pitch.
- ◀ For senior and junior teams the current level of play per week is set at 0.5 for each match played based on all teams operating on a traditional home and away basis (assumes half of matches will be played away).
- ◀ For mini teams playing on a senior pitch, play per week is set at 0.25 for each match played based on all teams operating on a traditional home and away basis and playing across half of one senior pitch.
- ◀ Senior rugby generally takes place on Saturday afternoons.
- ◀ Junior rugby generally takes place on Sunday mornings.
- ◀ Mini rugby generally takes place on Sunday mornings.
- ◀ Women's and girls' rugby generally takes place on Sunday afternoons.
- ◀ Training that takes place on club pitches is reflected by the addition of match equivalent sessions.
- ◀ Team equivalents have been calculated on the basis that 30 players (two teams) train on the pitch for 90 minutes (team equivalent of one) per night.

As a guide, the RFU has set a standard number of matches that each pitch should be able to accommodate:

*Table 5.14: Pitch capacity (matches per week) based on quality assessments*

		Maintenance		
		Poor (M0)	Adequate (M1)	Good (M2)
Drainage	Natural Inadequate (D0)	0.5	1.5	2
	Natural Adequate or Pipe Drained (D1)	1.5	2	3
	Pipe Drained (D2)	1.75	2.5	3.25
	Pipe and Slit Drained (D3)	2	3	3.5

Capacity is based upon a basic assessment of the drainage system and maintenance programme ascertained through a combination of the quality assessment and consultation. This guide, however, is only a very general measure of potential pitch capacity. It does not account for specific circumstances at time of use and it assumes average rainfall and an appropriate end of season rest and renovation programme.

**BIRMINGHAM & SOLIHULL  
PLAYING PITCH ASSESSMENT**

Table 5.15: Rugby union provision and level of community use within Birmingham and Solihull

Local authority	Site ID	Site name	Postcode	Analysis area	Community use?	Pitch type	Floodlit?	Quality rating	Match equivalent sessions (per week)	Pitch capacity (sessions per week)	Capacity rating	Comments
Birmingham	10	Aston Old Edwardians Rugby Club	B44 0HP	Area 1	Yes	Senior	Yes	Good	7	3.25	3.75	A floodlit senior pitch that is used to accommodate all training demand from Aston Old Edwardians RUFC as well as some match demand.
						Senior	No	Good	4.5	3.25	1.25	A senior pitch that is used to accommodate the majority of match demand from Aston Old Edwardians RUFC.
	21	Bishop Vesey's Grammar School	B74 2NH	Area 1	Yes-unused	Senior	No	Standard	-	0		A senior pitch that is available to the community but unused. Heavy school usage results in no further capacity.
						Senior	No	Standard	-	0		A senior pitch that is available to the community but unused. Heavy school usage results in no further capacity.
						Senior	No	Standard	-	0		A senior pitch that is available to the community but unused. Heavy school usage results in no further capacity.
						Senior	No	Standard	-	0		A senior pitch that is available to the community but unused. Heavy school usage results in no further capacity.
						Senior	No	Standard	-	0		A senior pitch that is available to the community but unused. Heavy school usage results in no further capacity.
						Senior	No	Standard	-	0		A senior pitch that is available to the community but unused. Heavy school usage results in no further capacity.
						Mini	No	Standard	-	0		A senior pitch that is available to the community but unused. Heavy school usage results in no further capacity.
						Mini	No	Standard	-	0		A senior pitch that is available to the community but unused. Heavy school usage results in no further capacity.
	22	Bishop Walsh Catholic School	B76 1QT	Area 1	Yes-unused	Senior	No	Standard	-	1	1	A senior pitch that is available to the community but unused. School usage reduces capacity by one match equivalent session.
	55	Fairfax School	B75 7JT	Area 1	No	Senior	No	Poor	-	1.5	-	A senior pitch that is unavailable for community use.
						Mini	No	Poor	-	1.5	-	A mini pitch that is unavailable for community use.

**BIRMINGHAM & SOLIHULL  
PLAYING PITCH ASSESSMENT**

Local authority	Site ID	Site name	Postcode	Analysis area	Community use?	Pitch type	Floodlit?	Quality rating	Match equivalent sessions (per week)	Pitch capacity (sessions per week)	Capacity rating	Comments
	189	Sutton Coldfield Rugby Club	B76 2QA	Area 1	Yes	Senior	Yes	Good	1.25	3.25	2	A floodlit senior pitch used by Sutton Coldfield RUFC for first team matches.
						Senior	Yes	Standard	8	2	6	A floodlit senior pitch used by Sutton Coldfield RUFC to accommodate training demand.
						Senior	No	Standard	2	2		A senior pitch used by Sutton Coldfield RUFC and Birmingham Bull RUFC for matches.
						Senior	No	Standard	2	2		A senior pitch used by Sutton Coldfield RUFC for matches.
						Senior	No	Standard	2	2		A senior pitch used by Sutton Coldfield RUFC for matches.
						Junior	No	Standard	2	2		A junior pitch used by Sutton Coldfield RUFC for matches.
						Junior	No	Standard	2	2		A junior pitch used by Sutton Coldfield RUFC for matches.
						Junior	No	Standard	2	2		A junior pitch used by Sutton Coldfield RUFC for matches.
						Mini	No	Standard	1	2	1	A mini pitch used by Sutton Coldfield RUFC for matches.
						Mini	No	Standard	1	2	1	A mini pitch used by Sutton Coldfield RUFC for matches.
						Mini	No	Standard	0.5	2	1.5	A mini pitch used by Sutton Coldfield RUFC for matches.
						Mini	No	Standard	0.5	2	1.5	A mini pitch used by Sutton Coldfield RUFC for matches.
	37	Cardinal Wiseman Catholic Technology College	B44 9SR	Area 2	Yes-unused	Senior	No	Poor	-	0.5	0.5	A senior pitch that is available to the community but unused. School usage reduces capacity by one match equivalent session.
	69	Great Barr School (Leisure Centre)	B44 8NU	Area 2	Yes-unused	Senior	No	Standard	-	1	1	A senior pitch that is available to the community but unused. School usage reduces capacity by one match equivalent session.
	97	King Edward VI Aston School	B6 6LS	Area 2	Yes-unused	Senior	No	Standard	-	1	1	A senior pitch that is available to the community but unused. School usage reduces capacity by one match equivalent session.
Senior						No	Standard	-	1	1	A senior pitch that is available to the community but unused. School usage reduces capacity by one match equivalent session.	
	195	The Pavilion	B6 7AA	Area 2	Yes	Senior	No	Standard	1	2	1	A senior pitch used by Birmingham Barbarians RUFC for matches as well as by Birmingham City University.
Senior						No	Standard	0.5	2	1.5	A senior pitch used by Birmingham Barbarians RUFC for matches.	
	214	Wood Lane Playing Fields	B20 2AT	Area 2	Yes-unused	Senior	No	Poor	-	0.5	0.5	A senior pitch that is available to the community but unused. School usage reduces capacity.

**BIRMINGHAM & SOLIHULL  
PLAYING PITCH ASSESSMENT**

Local authority	Site ID	Site name	Postcode	Analysis area	Community use?	Pitch type	Floodlit?	Quality rating	Match equivalent sessions (per week)	Pitch capacity (sessions per week)	Capacity rating	Comments
	19	Billesley Common	B13 0JD	Area 3	Yes	Senior	No	Poor	2.25	1.5	0.75	A senior pitch used by Moseley Oak RUFC and Moseley RUFC for matches
						Senior	No	Poor	2	1.5	0.5	A senior pitch used by Moseley Oak RUFC and Moseley RUFC for matches
						Senior	No	Poor	2	1.5	0.5	A senior pitch used by Moseley Oak RUFC and Moseley RUFC for matches
	63	George Dixon Academy	B16 9GD	Area 3	Yes-unused	Senior	No	Standard	-	1	1	A senior pitch that is available to the community but unused. School usage reduces capacity by one match equivalent session.
	99	King Edward VI Five Ways School	B32 4BT	Area 3	No	Senior	No	Standard	-	2	-	A senior pitch that is unavailable for community use.
						Senior	No	Standard	-	2	-	A senior pitch that is unavailable for community use.
						Senior	No	Standard	-	2	-	A senior pitch that is unavailable for community use.
	103	King Edward's School	B15 2JA	Area 3	Yes-unused	Senior	No	Standard	-	1	1	A senior pitch that is available to the community but unused. School usage reduces capacity by one match equivalent session.
						Senior	No	Standard	-	1	1	A senior pitch that is available to the community but unused. School usage reduces capacity by one match equivalent session.
						Senior	No	Standard	-	1	1	A senior pitch that is available to the community but unused. School usage reduces capacity by one match equivalent session.
						Senior	No	Standard	-	1	1	A senior pitch that is available to the community but unused. School usage reduces capacity by one match equivalent session.
						Senior	No	Standard	-	1	1	A senior pitch that is available to the community but unused. School usage reduces capacity by one match equivalent session.
	104	King Edward's School (Eastern Road)	B29 7JX	Area 3	Yes-unused	Senior	No	Standard	-	1	1	A senior pitch that is available to the community but unused. School usage reduces capacity by one match equivalent session.
						Senior	No	Standard	-	1	1	A senior pitch that is available to the community but unused. School usage reduces capacity by one match equivalent session.
	105	King Edward's School (Running Track)	B29 7JP	Area 3	Yes-unused	Senior	No	Standard	-	1	1	A senior pitch that is available to the community but unused. School usage reduces capacity by one match equivalent session.

**BIRMINGHAM & SOLIHULL  
PLAYING PITCH ASSESSMENT**

Local authority	Site ID	Site name	Postcode	Analysis area	Community use?	Pitch type	Floodlit?	Quality rating	Match equivalent sessions (per week)	Pitch capacity (sessions per week)	Capacity rating	Comments
	111	King's Norton Boys' School	B30 1DY	Area 3	Yes-unused	Senior	No	Standard	-	1	1	A senior pitch that is available to the community but unused. School usage reduces capacity by one match equivalent session.
	119	Lordswood Schools	B17 8BJ	Area 3	Yes-unused	Senior	No	Standard	-	0	1	A senior pitch available to the community but unused. School usage and over markings reduces capacity by two match equivalent sessions.
	133	Moseley Rugby Club	B13 0PT	Area 3	Yes	Senior	Yes	Good	1.5	3	1.5	A floodlit senior pitch used by Birmingham Moseley RUFC for first team matches and by Birmingham Bulldogs RLFC (rugby league).
	193	The Blue Coat School	B17 0HR	Area 3	No	Mini	No	Poor	-	1.5	-	A mini pitch that is unavailable for community use.
						Mini	No	Poor	-	1.5	-	A mini pitch that is unavailable for community use.
	197	The University of Birmingham (Bournbrook)	B15 2TT	Area 3	Yes	Senior	Yes	Good	2	3.5	1.5	A floodlit senior pitch used by the University of Birmingham and Bournville RUFC.
	199	The University of Birmingham (Metchley Lane)	B17 0JA	Area 3	Yes	Senior	No	Good	3	3	1.5	The University reports that its pitches are operating at capacity through a combination of rugby union, rugby league, American football, lacrosse and Australian rules activity. Extra care is taken to ensure the pitches do not become overplayed.
						Senior	No	Good	3	3		
						Senior	No	Good	3	3		
						Senior	No	Good	3	3		
	315	West Midlands Police Sports and Social Club (Tally Ho)	B5 7RN	Area 3	Yes	Senior	No	Standard	0.5	2	1.5	A senior pitch used by West Midlands Police RUFC for matches.
	368	Rowheath Pavilion	B30 1HH	Area 3	Yes	Senior	No	Standard	0.5	2	1.5	A senior pitch used by Dixonians RUFC for matches.
	370	Harborne Rugby Club (West Hill Close)	B29 6QQ	Area 3	Yes	Senior	No	Poor	1	1.5	0.5	A senior pitch used by Harborne RUFC for matches.
	39	Cockshut Hill Technology College	B26 2AU	Area 4	No	Senior	No	Poor	-	1.5	-	A senior pitch that is unavailable for community use.

**BIRMINGHAM & SOLIHULL  
PLAYING PITCH ASSESSMENT**

Local authority	Site ID	Site name	Postcode	Analysis area	Community use?	Pitch type	Floodlit?	Quality rating	Match equivalent sessions (per week)	Pitch capacity (sessions per week)	Capacity rating	Comments
	98	King Edward VI Camp Hill School for Boys	B14 7QJ	Area 4	No	Senior	No	Standard	-	2	-	A senior pitch that is unavailable for community use. Extensive school use takes up the majority of capacity.
						Senior	No	Standard	-	2	-	A senior pitch that is unavailable for community use. Extensive school use takes up the majority of capacity.
						Senior	No	Standard	-	2	-	A senior pitch that is unavailable for community use. Extensive school use takes up the majority of capacity.
						Senior	No	Standard	-	2	-	A senior pitch that is unavailable for community use. Extensive school use takes up the majority of capacity.
	218	Yardley and District Rugby Club	B34 6HE	Area 4	Yes	Senior	Yes	Standard	4	2	2	A floodlit senior pitch used by Yardley & District RUFC to accommodate training demand
						Senior	No	Standard	1.5	2	0.5	A senior pitch used by Yardley & District RUFC for matches.
						Senior	No	Standard	1.5	2	0.5	A senior pitch used by Yardley & District RUFC for matches.



**BIRMINGHAM & SOLIHULL  
PLAYING PITCH ASSESSMENT**

Local authority	Site ID	Site name	Postcode	Analysis area	Community use?	Pitch type	Floodlit?	Quality rating	Match equivalent sessions (per week)	Pitch capacity (sessions per week)	Capacity rating	Comments
Solihull	224	Alderbrook School	B91 1SN	Central	No	Senior	No	Poor	-	1.5	-	A mini pitch that is unavailable for community use.
	329	Sharman's Cross	B91 1HT	Central	Yes-unused	Senior	No	Poor	-	-	-	Not in current use; community use aspects unknown.
						Senior	No	Poor	-	-	-	Not in current use; community use aspects unknown.
	264	Lode Heath School	B91 2HW	Central	Yes-unused	Senior	No	Poor	-	0.5	0.5	A senior pitch that is available to the community but unused. School usage reduces capacity by one match equivalent session.
	280	Shirley Park	B90 2DH	Central	Yes	Senior	No	Standard	2.5	2	0.5	A senior pitches used by Camp Hill RUFC for matches.
						Junior	No	Poor	2	1.5	0.5	A senior pitches used by Camp Hill RUFC for matches.
	287	Solihull School	B91 3DJ	Central	No	Senior	No	Standard	-	2	-	A senior pitch that is unavailable for community use.
						Senior	No	Standard	-	2	-	A senior pitch that is unavailable for community use.
						Senior	No	Standard	-	2	-	A senior pitch that is unavailable for community use.
						Senior	No	Standard	-	2	-	A senior pitch that is unavailable for community use.
						Junior	No	Standard	-	2	-	A junior pitch that is unavailable for community use.
						Junior	No	Standard	-	2	-	A junior pitch that is unavailable for community use.
						Junior	No	Standard	-	2	-	A junior pitch that is unavailable for community use.
						Mini	No	Standard	-	2	-	A mini pitch that is unavailable for community use.
						Mini	No	Standard	-	2	-	A mini pitch that is unavailable for community use.
	288	Solihull Sixth Form College Sports Hall	B91 3WR	Central	No	Senior	No	Standard	-	2	-	A senior pitch that is unavailable for community use.
						Senior	No	Standard	-	2	-	A senior pitch that is unavailable for community use.
	290	St Peters Catholic School	B91 3NZ	Central	Yes-unused	Senior	No	Poor	-	0.5	0.5	A senior pitch that is available to the community but unused. School usage reduces capacity by one match equivalent session.
	292	The Land Rover Sports and Social Club	B92 9LN	Central	Yes	Senior	No	Poor	1	1.5	0.5	A senior pitch used by Birmingham Civil Service RUFC for matches
	295	Tudor Grange Academy Solihull	B91 3PD	Central	Yes-unused	Senior	No	Standard	-	1	1	A senior pitch that is available to the community but unused. School usage reduces capacity by one match equivalent session.

**BIRMINGHAM & SOLIHULL  
PLAYING PITCH ASSESSMENT**

Local authority	Site ID	Site name	Postcode	Analysis area	Community use?	Pitch type	Floodlit?	Quality rating	Match equivalent sessions (per week)	Pitch capacity (sessions per week)	Capacity rating	Comments
	302	Old Edwardians Sports Club	B90 3PE	Central	Yes	Senior	Yes	Poor	4	1.5	2.5	A floodlit senior pitch used by Edwardian RUFC for matches as well as by University College Birmingham and by South Birmingham Hawks RLFC (rugby league)
						Senior	Yes (half)	Poor	6	1.5	4.5	A floodlit senior pitch used by Edwardian RUFC to accommodate training demand and some match demand.
	374	Camp Hill Rugby Club	B90 2DH	Central	Yes	Senior	Yes	Good	2	3	1	A floodlit senior pitch used by Camp Hill RUFC for matches.
						Junior	Yes	Good	5	3	2	A floodlit junior pitch used by Camp Hill RUFC to accommodate training demand.
	232	Birmingham Exiles Rugby Club	B92 2ED	North	Yes	Senior	Yes	Standard	0.5	2	1.5	A floodlit senior pitch used by Birmingham Exiles RUFC for first team matches.
						Senior	Yes	Standard	3	2	1	A floodlit senior pitch used by Birmingham Exiles RUFC to accommodate all training demand.
						Mini	No	Standard	1.5	2	0.5	A senior pitch used by Birmingham Exiles RUFC for junior matches.
	247	Grace Academy Solihull	B37 5JS	North	Yes-unused	Senior	No	Standard	-	1	1	A senior pitch that is available to the community but unused. School usage reduces capacity by one match equivalent session.
	278	Park Hall Academy	B36 9HF	North	Yes-unused	Senior	No	Standard	-	1	1	A senior pitch that is available to the community but unused. School usage reduces capacity by one match equivalent session.
						Senior	No	Standard	-	1	1	A senior pitch that is available to the community but unused. School usage reduces capacity by one match equivalent session.
	284	Smith's Wood Sports College	B36 0UE	North	Yes-unused	Senior	No	Poor	-	0.5	0.5	A senior pitch that is available to the community but unused. School usage reduces capacity by one match equivalent session.
	226	Arden Academy Trust	B93 0PT	Rural	Yes-unused	Senior	No	Standard	-	1	1	A senior pitch that is available to the community but unused. School usage reduces capacity by one match equivalent session.
Senior						No	Standard	-	1	1	A senior pitch that is available to the community but unused. School usage reduces capacity by one match equivalent session.	
Senior						No	Standard	-	1	1	A senior pitch that is available to the community but unused. School usage reduces capacity by one match equivalent session.	

**BIRMINGHAM & SOLIHULL  
PLAYING PITCH ASSESSMENT**

Local authority	Site ID	Site name	Postcode	Analysis area	Community use?	Pitch type	Floodlit?	Quality rating	Match equivalent sessions (per week)	Pitch capacity (sessions per week)	Capacity rating	Comments
	250	Heart Of England School	CV7 7FW	Rural	Yes-unused	Senior	No	Poor	-	0.5	0.5	A senior pitch that is available to the community but unused. School usage reduces capacity by one match equivalent session.
	275	Old Yardleians Rugby Football Club	B90 1PW	Rural	Yes	Senior	Yes	Standard	4	2	2	A floodlit senior pitch accessed by Old Yardleians RUFC to accommodate its training demand.
Senior						No	Standard	1.5	2	0.5	A senior pitch used by Old Yardleians RUFC for matches	
Senior						No	Standard	1.25	2	0.75	A senior pitch used by Old Yardleians RUFC for matches	
Senior						No	Standard	2	2		Dual use football pitch that is considered to be at capacity.	
	282	Silhillians Sports Club	B93 9LW	Rural	Yes	Senior	Yes	Good	1.5	3	1.5	A floodlit senior pitch used by Silhillians RUFC for first team matches.
Senior						Yes	Good	6	3	3	A floodlit senior pitch used by Silhillians RUFC to accommodate its training demand.	
Senior						No	Good	2	3	1	A senior pitch used by Silhillians RUFC for matches	
Senior						No	Good	2	3	1	A senior pitch used by Silhillians RUFC for matches	
Mini						No	Standard	1.5	2	0.5	A mini pitch used by Silhillians RUFC for matches.	
Mini						No	Standard	1.5	2	0.5	A mini pitch used by Silhillians RUFC for matches.	
Mini						No	Standard	1.5	2	0.5	A mini pitch used by Silhillians RUFC for matches.	
Mini						No	Standard	1	2	1	A mini pitch used by Silhillians RUFC for matches.	
						Mini	No	Standard	1	2	1	A mini pitch used by Silhillians RUFC for matches.

### 5.5: Supply and demand analysis

#### *Spare capacity*

The next step is to ascertain whether any identified 'potential capacity' can be deemed 'actual capacity'. There may be situations where, although a site is highlighted as potentially able to accommodate some additional play, this should not be recorded as spare capacity against the site. For example, a site may be managed to operate slightly below full capacity to ensure that it can cater for a number of regular friendly matches and activities that take place but are difficult to quantify on a weekly basis.

For information, potential capacity refers to the overall capacity of a pitch, whereas actual capacity refers only to available capacity within the peak period whilst also taking local context into consideration.

For dedicated junior and mini rugby pitches, programming of matches can be unclear in regards to ascertaining actual spare capacity, especially at peak time as the number of matches played varies from week to week. Teams do not play regular matches as part of a league format; rather, clubs enter cup competitions or organise for their younger age groups to play those from another club either at home or away and on a friendly basis. When matches are not being played, teams will generally hold training sessions instead, meaning that mini and junior teams may require access to their home pitches for consecutive weeks whilst no away fixtures are organised. Consequently, it is presumed that no pitches used by mini or youth teams have significant actual spare capacity for an increase in demand, but it is acknowledged that some does exist when the pitches are not in use.

Despite ten senior pitches in Birmingham and eight senior pitches in Solihull displaying potential spare capacity to accommodate additional play, only three in Birmingham and five in Solihull are considered available for further play during the peak period (Saturday PM). This equates to 1.5 match equivalent sessions of actual spare capacity in Birmingham and 2.5 match equivalent sessions of actual spare capacity in Solihull.

Please note that these figures and the table overleaf discount unused education sites. This is due to full availability being unknown and because the pitches generally need protecting for any increased in school use due to limited maintenance and existing quality issues.

## BIRMINGHAM & SOLIHULL PLAYING PITCH ASSESSMENT

Table 5.16: Summary of actual spare capacity on senior pitches

Local authority	Site ID	Site name	Analysis area	Potential capacity	Actual capacity	Comments
Birmingham	189	Sutton Coldfield Rugby Club	Area 1	2	-	Pitch is used to capacity at peak time
	195	The Pavilion	Area 2	1	0.5	Currently used by just one senior team at peak time; actual spare capacity of 0.5 match equivalent sessions remains
				1.5	0.5	Currently used by just one senior team; actual spare capacity of 0.5 match equivalent sessions remains
	133	Moseley Rugby Club	Area 3	1.5	-	Pitch is used to capacity at peak time
	197	The University of Birmingham (Bournbrook)	Area 3	1.5	-	Pitch is used to capacity at peak time
	315	West Midlands Police Sports and Social Club	Area 3	1.5	0.5	Actual spare capacity discounted due to private nature of site
	368	Rowheath Pavilion	Area 3	1.5	0.5	Currently used by just one senior team; actual spare capacity of 0.5 match equivalent sessions remains
	370	Harborne Rugby Club (West Hill Close)	Area 3	0.5	-	Pitch is used to capacity at peak time
	218	Yardley and District Rugby Club	Area 4	0.5	0.5	Currently used by just one senior team; actual spare capacity of 0.5 match equivalent sessions remains
				0.5	0.5	Currently used by just one senior team; actual spare capacity of 0.5 match equivalent sessions remains

## BIRMINGHAM & SOLIHULL PLAYING PITCH ASSESSMENT

Local authority	Site ID	Site name	Analysis area	Potential capacity	Actual capacity	Comments
Solihull	292	The Land Rover Sports and Social Club	Central	0.5	-	Pitch is used to capacity at peak time
	374	Camp Hill Rugby Club	Central	1	-	Pitch is used to capacity at peak time
	232	Birmingham Exiles Rugby Club	North	1.5	0.5	Currently used by just one senior team; actual spare capacity of 0.5 match equivalent sessions remains
	275	Old Yardleians Rugby Football Club	Rural	0.5	0.5	Currently used by just one senior team; actual spare capacity of 0.5 match equivalent sessions remains
				0.75	0.5	Currently used by just one senior team; actual spare capacity of 0.5 match equivalent sessions remains
	282	Silhillians Sports Club	Rural	1.5	-	Pitch is used to capacity at peak time
				1	0.5	Currently used by just one senior team; actual spare capacity of 0.5 match equivalent sessions remains
				1	0.5	Currently used by just one senior team; actual spare capacity of 0.5 match equivalent sessions remains

## BIRMINGHAM & SOLIHULL PLAYING PITCH ASSESSMENT

Actual spare capacity on senior pitches has been summarised by analysis area in the table below. All actual spare capacity in Birmingham is identified in Area 2 and Area 3, whereas all actual spare capacity in Solihull is evident in the North and Rural analysis areas.

Table 5.17: Summary of actual spare capacity on senior pitches by analysis area

Local authority	Analysis area	Actual spare capacity (match equivalent sessions)
<b>Birmingham</b>	Area 1	-
	Area 2	1
	Area 3	0.5
	Area 4	-
<b>Total</b>		<b>1.5</b>
<b>Solihull</b>	Central	-
	North	0.5
	Rural	2
<b>Total</b>		<b>2.5</b>

### Overlay

There are seven pitches across four sites that are overplayed by a combined 14.75 match equivalent sessions in Birmingham and there are six pitches across five sites that are overplayed by a combined 13.5 match equivalent sessions in Solihull.

Table 5.18: Summary of overplay on senior pitches

Local authority	Site ID	Site name	Analysis area	Overplay (match sessions per week)
<b>Birmingham</b>	10	Aston Old Edwardians Rugby Club	Area 1	3.75
				1.25
	189	Sutton Coldfield Rugby Club	Area 1	6
	19	Billesley Common	Area 3	0.75
				0.5
			0.5	
	218	Yardley and District Rugby Club	Area 4	2
<b>Total</b>				<b>14.75</b>
<b>Solihull</b>	280	Shirley Park	Central	0.5
	302	Old Edwardians Sports Club	Central	4.5
				2.5
	232	Birmingham Exiles Rugby Club	North	1
	275	Old Yardleians Rugby Football Club	Rural	2
	282	Silhillians Sports Club	Rural	3
<b>Total</b>				<b>13.5</b>



## BIRMINGHAM & SOLIHULL PLAYING PITCH ASSESSMENT

The majority of overplay occurs on pitches that are used to accommodate training demand as usage of these pitches tends to be excessive and concentrated. In Birmingham, this applies to one of the overplayed pitches at Aston Old Edwardians Rugby Club as well as the overplayed pitches at Yardley and District Rugby Club and Sutton Coldfield Rugby Club. For Solihull, it applies to one of the overplayed pitches at Old Edwardians Sports Club as well as the overplayed pitches at Birmingham Exiles Rugby Club, Old Yardleians Rugby Club and Silhillians Sports Club.

On pitches that are not used for training, overplay is generally due to quality issues that restrict capacity levels. This is the case at Billesley Common in Birmingham and at Shirley Park in Solihull, both of which could accommodate their current usage if quality improved (either through better maintenance or through the installation of a drainage system).

The remaining overplay occurs on sites that have a limited number of pitches in relation to the number of teams that require access. In Birmingham, this is the case on the second overplayed pitch at Aston Old Edwardians Rugby Club, which accommodates up to five senior teams as well as junior and mini demand. For Solihull, it is the case on the second overplayed pitch at Old Edwardians Sports Club, which accommodates up to three senior teams as well as junior and mini demand.

The only dedicated junior pitch that is overplayed is located at Camp Hill Rugby Club due to it being used for training purposes; however, that is not to say that all other junior and mini pitches in Birmingham and Solihull have capacity for an increase in demand. As previously mentioned, due to the nature of play, it is unlikely that those pitches already accommodating demand have actual spare capacity for a significant increase.

Overplay on senior pitches has been summarised by analysis area in the table below. All overplay in Birmingham is identified in Area 1, Area 3 and Area 4, whereas overplay is evident in each analysis area in Solihull. The majority is in the Central Analysis Area; the least is in the North Analysis Area.

*Table 5.19: Summary of overplay on senior pitches by analysis area*

Local authority	Analysis area	Overplay (match equivalent sessions)
<b>Birmingham</b>	Area 1	11
	Area 2	-
	Area 3	1.75
	Area 4	2
<b>Total</b>		<b>14.75</b>
<b>Solihull</b>	Central	7.5
	North	1
	Rural	5
<b>Total</b>		<b>13.5</b>

# BIRMINGHAM & SOLIHULL PLAYING PITCH ASSESSMENT

## 5.6: Conclusions

Having considered supply and demand, the table below identifies the overall spare capacity on senior rugby union pitches in Birmingham and in each of its analysis areas based on match equivalent sessions. Future demand is based on club development plans, where quantified, and includes future demand for mini, junior and colt's teams as it is presumed that these will access senior pitches.

Table 5.20: Summary of supply and demand on senior pitches in Birmingham

Analysis area	Actual spare capacity <sup>34</sup>	Demand (match equivalent sessions)			
		Overplay	Current total	Future demand	Future total
Area 1	-	11	11	1.5	12.5
Area 2	1	-	1	2.5	1.5
Area 3	0.5	1.75	1.25	0.5	1.75
Area 4	-	2	2	-	2
<b>Birmingham</b>	<b>1.5</b>	<b>14.75</b>	<b>13.25</b>	<b>4.5</b>	<b>17.75</b>

Overall, there is a shortfall of 13.25 match equivalent sessions identified on senior rugby union pitches to meet current demand and this shortfall worsens to 17.75 match equivalent sessions when accounting for future demand. The future shortfall can be attributed to each analysis area.

To reduce shortfalls there is a clear need to alleviate overplay, which for the most part can be achieved through increasing the level of floodlit training provision available to Yardley & District, Sutton Coldfield and Aston Old Edwardians rugby clubs albeit the latter will also require access to more pitches. To fully ridden overplay, pitch improvements are required at Billesley Common through an improved maintenance regime and/or the installation of a drainage system.

The table below identifies the overall spare capacity on senior rugby union pitches in Solihull and in each of its analysis areas based on match equivalent sessions. As with Birmingham, future demand is based on club development plans, where quantified, and includes future demand for mini, junior and colt's teams as it is presumed that these will access senior pitches.

Table 5.21: Summary of supply and demand on senior pitches in Solihull

Analysis area	Actual spare capacity <sup>35</sup>	Demand (match equivalent sessions)			
		Overplay	Current total	Future demand	Future total
Central	-	7.5	7.5	5.5	13
North	0.5	1	0.5	0.5	1
Rural	2	5	3	1	4
<b>Solihull</b>	<b>2.5</b>	<b>13.5</b>	<b>11</b>	<b>7</b>	<b>18</b>

Overall, there is a shortfall of 11 match equivalent sessions identified on senior rugby union pitches to meet current demand and this shortfall worsens to 18 match equivalent sessions when accounting for future demand. The shortfalls are evident in each analysis area and most significantly in the Central Analysis Area.

<sup>34</sup> In match equivalent sessions

<sup>35</sup> In match equivalent sessions

## BIRMINGHAM & SOLIHULL PLAYING PITCH ASSESSMENT

---

To reduce shortfalls, there is a clear need to alleviate overplay, which for the most part can be achieved through increasing the level of floodlit training provision available to Silhillians, Old Yardleians, Birmingham Exiles and Edwardian rugby clubs albeit the latter will also require access to more pitches. To fully ridden overplay, pitch improvements are required at Shirley Park through an improved maintenance regime and/or the installation of a drainage system.

### **Rugby union summary - Birmingham**

- ◀ There are 27 sites containing 56 senior, three junior and 13 mini rugby pitches, of which, 47 senior, all junior and seven mini pitches are available to the community.
- ◀ Bournville RUFC is in the process of relocating much of its demand to a new development at Sandon Road that will contain one full size, floodlit, World Rugby compliant 3G pitch as well as two grass senior pitches.
- ◀ Bournville, Birmingham Bulls, Birmingham Barbarians, Dixonians, Yardley & District and Moseley Oak rugby clubs are all considered to have unsecure tenure.
- ◀ Of community available pitches, seven are assessed as good quality, 42 as standard and eight as poor.
- ◀ Sutton Coldfield Rugby Club has a drainage system in place (D2), as does the University of Birmingham at its Bournbrook Campus.
- ◀ Bournville, Aston Old Edwardians and Yardley & District rugby clubs all report ancillary facility issues.
- ◀ Harborne RUFC is without a clubhouse and reports an issue with shower facilities servicing its changing rooms at West Hills Close.
- ◀ There are 11 rugby union clubs consisting of 28 senior, 19 junior and 27 mini teams
- ◀ In addition, the University of Birmingham fields seven senior teams that play at Metchley Lane or Bournbrook, whilst Birmingham City University fields one senior team at the Pavilion.
- ◀ Aston Old Edwardians, Yardley & District and Sutton Coldfield rugby clubs train on match pitches through the use of floodlighting, whereas Dixonians RUFC has to train at an indoor facility due to a lack of floodlighting.
- ◀ Bournville RUFC, Harborne RUFC and teams fielded by the University of Birmingham train on a World Rugby compliant 3G pitch located at Metchley Lane.
- ◀ Five clubs (Aston Old Edwardians, Birmingham Barbarians, Birmingham Bulls, Yardley & District and Harborne) express future demand amounting to five senior and four junior teams.
- ◀ Despite ten senior pitches displaying potential spare capacity, only three are considered available for further play during the peak period equating to 1.5 match equivalent sessions.
- ◀ There are seven pitches overplayed across four sites by a combined 14.75 match equivalent sessions.
- ◀ Overall, there is a shortfall of 13.25 match equivalent sessions identified on senior rugby union pitches to meet current demand and this shortfall worsens to 17.75 match equivalent sessions when accounting for future demand.

## BIRMINGHAM & SOLIHULL PLAYING PITCH ASSESSMENT

---

### Rugby union summary - Solihull

- ◀ There are 18 sites containing 35 senior, five junior and 14 mini rugby pitches, of which, 26 senior, two junior and six mini pitches are available to the community.
- ◀ The creation of a sports hub at Dickens Heath may involve the re-location of Old Yardleians RUFC; however, the RFU reports that this would require like for like replacement of existing facilities, security of tenure and for the Club and the RFU to be consulted on and supportive of any potential scheme.
- ◀ Birmingham Civil Service RUFC is considered to have unsecure tenure whilst Edwardian, Silhillians and Old Yardleians rugby clubs have less than 25 years remaining on their lease arrangements.
- ◀ Of community available pitches, six are assessed as good quality, 20 as standard and ten as poor.
- ◀ No pitches are considered to have a modern drainage system installed.
- ◀ Birmingham Civil Service, Camp Hill and Edwardian rugby clubs all report ancillary facility issues.
- ◀ There are six rugby union clubs consisting of 20 senior, 17 junior and 26 mini teams.
- ◀ In addition, University College Birmingham fields a senior men's team within Solihull, at Old Edwardians Sports Club.
- ◀ Edwardian, Silhillians, Old Yardleians and Birmingham Exiles rugby clubs train on match pitches through the use of floodlighting, as does Camp Hill RUFC but on a junior pitch rather than a senior pitch.
- ◀ All six clubs express future demand amounting to six senior and eight junior teams.
- ◀ Despite eight senior pitches displaying potential spare capacity, only five are considered available for further play during the peak period equating to 2.5 match equivalent sessions.
- ◀ There are six pitches overplayed across five sites by a combined 13.5 match equivalent sessions.
- ◀ Overall, there is a shortfall of 11 match equivalent sessions identified on senior pitches to meet current demand and this shortfall worsens to 18 match equivalent sessions when accounting for future demand.

# BIRMINGHAM & SOLIHULL PLAYING PITCH ASSESSMENT

---

## PART 6: RUGBY LEAGUE

### 6.1 Introduction

The Rugby Football League (RFL) is the governing body for rugby league in Britain and Ireland. It administers the England national rugby league team, the Challenge Cup, Super League and the championships which form the professional and semi-professional structure of the game in the UK. The RFL also administers the amateur and junior game across the country in association with the British Amateur Rugby League Association (BARLA).

Rugby league is now considered a summer sport with leagues operating from February until October at a professional level. For community clubs, fixtures tend to be played between March and August; however, some clubs also continue to participate in winter leagues although this is becoming less common.

Senior rugby league is played on a field measuring 100 x 68 metres (although a minimum of 92 x 55 metres is accepted). The preferred pitch size for u7s, u8s and u9s is 60 x 40 metres (although a minimum of 50 x 30 metres is accepted), whereas for u10s and u11s it is 80 x 30 metres. U12s and above generally play on senior pitches.

### *Consultation*

There is one rugby league club playing in Birmingham; Birmingham Bulldogs RLFC and one in Solihull; South Birmingham Hawks RLFC. Consultation was carried out with both clubs via telephone with further information gathered through online research.

### 6.2 Supply

There are no dedicated rugby league pitches in Birmingham. Instead, Birmingham Bulldogs RLFC accesses Moseley Rugby Union Club, using a grass pitch that is otherwise marked for rugby union from March until August for competitive matches, whilst for training demand it uses the on-site World Rugby compliant 3G pitch. For the majority of the 2016 season, matches were also played on the 3G pitch due to grass pitch remedial work in preparation for the new rugby union season.

Rugby league is also played by the University of Birmingham. Competitive matches take place on a dedicated rugby union pitch at the University's Metchley Lane Campus, whilst training activity tends to occur on the World Rugby compliant 3G pitch at the same site.

Similarly, there are no dedicated rugby league pitches within Solihull. As such, South Birmingham Hawks RLFC is based at Old Edwardians Sports Club, again on a pitch that is primarily used for rugby union. The Club accesses the pitch not only for matches but also for one training session per week.

### *Pitch quality*

A non-technical site assessment was carried out at Moseley Rugby Club, the University of Birmingham (Metchley Lane) and at Old Edwardians Sports Club in order to assess the quality of the grass pitches used for rugby league as one of three categories: 'good', 'standard' or 'poor'.

The carrying capacity of a pitch is dependent upon quality, as outlined in the table overleaf.

# BIRMINGHAM & SOLIHULL PLAYING PITCH ASSESSMENT

Table 6.1: Carrying capacity of a rugby league pitch based on quality

Category	Capacity
Good	3 matches per week
Standard	2 matches per week
Poor	1 match per week

Moseley Rugby Club is assessed as good quality, meaning, as a guide, that it should be able to accommodate up to three match sessions per week. The pitch is adjudged to be maintained to a high level and the natural drainage is considered to be sufficient, even though it is used all year round and therefore overplayed.

The pitch at Metchley Lane is also rated as good quality. The University employs full time ground staff that maintain the pitch on a daily basis to ensure its quality is sustained.

The pitch located in Solihull at Old Edwardians Sports Club is assessed as standard quality, meaning it should be able to accommodate two match sessions per week. The maintenance is considered to be adequate albeit basic, with an uneven surface and some drainage issues reported by users.

## **Ancillary facilities**

Changing facilities are available and used at Moseley Rugby Union Club and at Old Edwardians Sports Club, with no issues reported during consultation by either Birmingham Bulldogs RLFC or South Birmingham Hawks RLFC.

In contrast, the changing facilities at Metchley Lane are considered to be poor quality due to the age and size of the provision. Nevertheless, plans are in place to provide new clubhouses across the universities sports facilities, one of which should service the rugby league demand.

## **Security of tenure**

Birmingham Bulldogs RLFC rent its pitch at Moseley Rugby Union Club on a seasonal basis, as does South Birmingham Hawks RLFC at Old Edwardians Sports Club. Although this is not seen as ideal and offers limited security of tenure, neither club reports an aspiration for a longer term arrangement due to decreasing participation levels.

The University of Birmingham has plans to reconfigure its pitches at Metchley Lane in order to provide two new 3G pitches, in addition to the one already servicing the site. It is not yet known as to the impact this will have on the grass provision at the site, although both 3G pitches are expected to be World Rugby compliant.

## **6.3: Demand**

Both Birmingham Bulldogs RLFC and South Birmingham Hawks RLFC presently field one senior men's team in the Midlands Rugby League competition; however, consultation with the two clubs discovered that discussions are taking place with regards to a possible merger. The reason for this is due to declining participation, with Birmingham Bulldogs RLFC in particular reporting diminishing interest which is exacerbated by a lack of club volunteers.

## **BIRMINGHAM & SOLIHULL PLAYING PITCH ASSESSMENT**

---

The merged club is projected to begin operation ahead of the 2017 season and it will play out of Moseley Rugby Union Club as its facilities are deemed to be better quality than those at Old Edwardians Sports Club. Initially, the Club will field a single senior men's team but will look to expand at a senior level in the near future and then at a junior level.

The University of Birmingham fields one senior men's team that plays in a British Universities and Colleges Sport (BUCS) league. The University reports that it currently cannot increase its number of teams due to a lack of capacity on its grass pitch and also on its 3G pitch, meaning any new teams would be unable to play matches or train.

### **6.4: Supply and demand analysis**

The capacity of the pitch at Moseley Rugby Union Club is three match equivalent sessions per week (good quality). Taking account of rugby league demand only, the pitch is currently used for 0.5 match sessions (based on a senior team using 0.5 of a pitch for matches), suggesting potential spare capacity amounting to 2.5 match equivalent sessions. Once rugby union demand is factored in, however, capacity reduces to 1.5 match equivalent sessions.

Should the merger of Birmingham Bulldogs RLFC and South Birmingham Hawks RLFC go ahead, the pitch at Old Edwardians Sports Club will no longer be used for rugby league. The capacity at Moseley Rugby Union Club will also be unaffected by the merger due to the overall net loss of a senior team and also because all training demand will continue to take place on the 3G pitch.

If the merger does not go ahead, there is potential spare capacity at Old Edwardians Sports Club amounting to 0.5 match sessions based on rugby league demand only. However, once rugby union demand is factored in, the pitch is significantly overplayed due to receiving all year-round play.

The pitch at Metchley Lane is used for 0.5 match sessions per week for rugby league. In addition to this use, the University reports that the pitch is operating over capacity due to high levels of rugby union demand and all year-round play.



## BIRMINGHAM & SOLIHULL PLAYING PITCH ASSESSMENT

---

### **Rugby league summary - Birmingham**

- ◀ Birmingham Bulldogs RLFC is the only club based in Birmingham, although a team is also fielded by the University of Birmingham.
- ◀ The Club plays on a rugby union grass pitch at Moseley Rugby Union Club and trains on an on-site World Rugby compliant 3G pitch.
- ◀ The University plays on a grass pitch at its Metchley Lane campus whilst training on the sites World Rugby compliant 3G pitch.
- ◀ Both Moseley Rugby Union Club and Metchley Lane are assessed as good quality.
- ◀ No issues were raised regarding the ancillary facilities at Moseley Rugby Union Club, whereas facilities at Metchley Lane are considered poor quality due to their age and size.
- ◀ Both Birmingham Bulldogs RLFC and the University of Birmingham field one senior men's team.
- ◀ Birmingham Bulldogs RLFC reports that it will merge with Solihull based South Birmingham Hawks RLFC ahead of the 2017 season, with matches continuing at Moseley Rugby Union Club.
- ◀ The capacity at Moseley Rugby Union Club will be unaffected by the merger of Birmingham Bulldogs RLFC and South Birmingham Hawks RLFC as there will be no net increase of teams and all training demand will continue to take place on the site's 3G pitch.
- ◀ Once rugby union demand is factored into pitch capacity, 1.5 match equivalent sessions of spare capacity remain at Moseley Rugby Union Club.

### **Rugby league summary - Solihull**

- ◀ South Birmingham Hawks RLFC is the only club based in Solihull.
- ◀ The Club plays its matches and trains on a rugby union pitch at Old Edwardians Sports Club.
- ◀ The pitch is assessed as standard quality and no issues were raised in relation to the ancillary facilities servicing the site.
- ◀ The Club currently fields one senior men's team. However, it reports that it will merge with Birmingham based Birmingham Bulldogs RLFC ahead of the 2017 season, with matches transferring to Birmingham at Moseley Rugby Club.
- ◀ Should the merger of Birmingham Bulldogs RLFC and South Birmingham Hawks RLFC go ahead, the pitch at Old Edwardians Sports Club will no longer be used for rugby league.
- ◀ Once rugby union demand is factored into pitch capacity, Old Edwardians Sports Club is significantly overplayed due to all-year round play.

# BIRMINGHAM & SOLIHULL PLAYING PITCH ASSESSMENT

## PART 7: HOCKEY

### 7.1: Introduction

Hockey in England is governed by England Hockey (EH) and is administered locally by the Midland Region Hockey Association.

Competitive league hockey matches can only be played on sand-based (dressed or filled) or water-based artificial grass pitches (AGPs). Although competitive play cannot take place on third generation turf pitches (3G), 40mm pitches may be suitable, in some instances, for training, particularly at schools, and are preferred to poor grass or tarmac surfaces. For adults, a full size pitch for competitive matches must measure 91x55 metres (excluding run-off areas).

It is considered that a hockey pitch can accommodate a maximum of four matches on one day provided that the pitch has floodlighting. Generally, senior teams play matches on a Saturday, whereas junior teams tend to play matches on a Sunday.

### Club consultation

There are nine affiliated hockey clubs playing within Birmingham and six affiliated hockey clubs playing within Solihull. Of these, eight Birmingham based clubs and four Solihull based clubs responded to consultation, resulting in an overall response rate of 80% (89% for Birmingham and 67% for Solihull). The table below indicates which clubs were responsive and those that were not.

*Table 7.1: Summary of consultation*

Local authority	Name of club	Responded?
Birmingham	Barford Tigers HC	Yes
	Bournville HC	Yes
	Edgbaston HC	No
	Harborne HC	Yes
	Old Halesonians HC	Yes
	Sutton Coldfield Mens HC	Yes
	Sutton Coldfield Ladies HC	Yes
	University of Birmingham HC	Yes
Yardley HC	Yes	
Solihull	Berkswell & Balsall Common HC	Yes
	Birmingham Wasps HC	No
	Hampton-in-Arden HC	Yes
	Old Silhillians HC	Yes
	Olton & West Warwickshire HC	Yes
	Solihull Blossomfield HC	No

In addition, King's Heath HC was also consulted as it has a clubhouse based within Birmingham, despite it currently accessing a home venue in Bromsgrove. Unaffiliated teams fielded by the University of Aston and Birmingham City University were also consulted as part of a wider consultation with the respective universities.

## BIRMINGHAM & SOLIHULL PLAYING PITCH ASSESSMENT

Of the affiliated clubs which responded to consultation, Barford Tigers, Bournville, Old Silhillians, Sutton Coldfield Men's and Sutton Coldfield Ladies hockey clubs were met with face to face. Remaining clubs were consulted via an online survey.

### 7.2: Supply

There are currently 19 full size hockey suitable AGPs in Birmingham and there are seven in Solihull. The majority of these pitches are floodlit, with the exception of Perry Beeches Academy in Birmingham and the majority are available to the community, with exceptions being Perry Beeches Academy, Waverley Studio College and Holyhead School in Birmingham and Solihull School in Solihull. The latter, however, recognises that it should provide community access and it is in the process of drafting a community use agreement for discussion with local clubs.

The majority of pitches are sand-based, with the exception of the two pitches at the University of Birmingham (Bournbrook) which are water-based.

*Table 7.2: Full size hockey suitable AGPs available for community use*

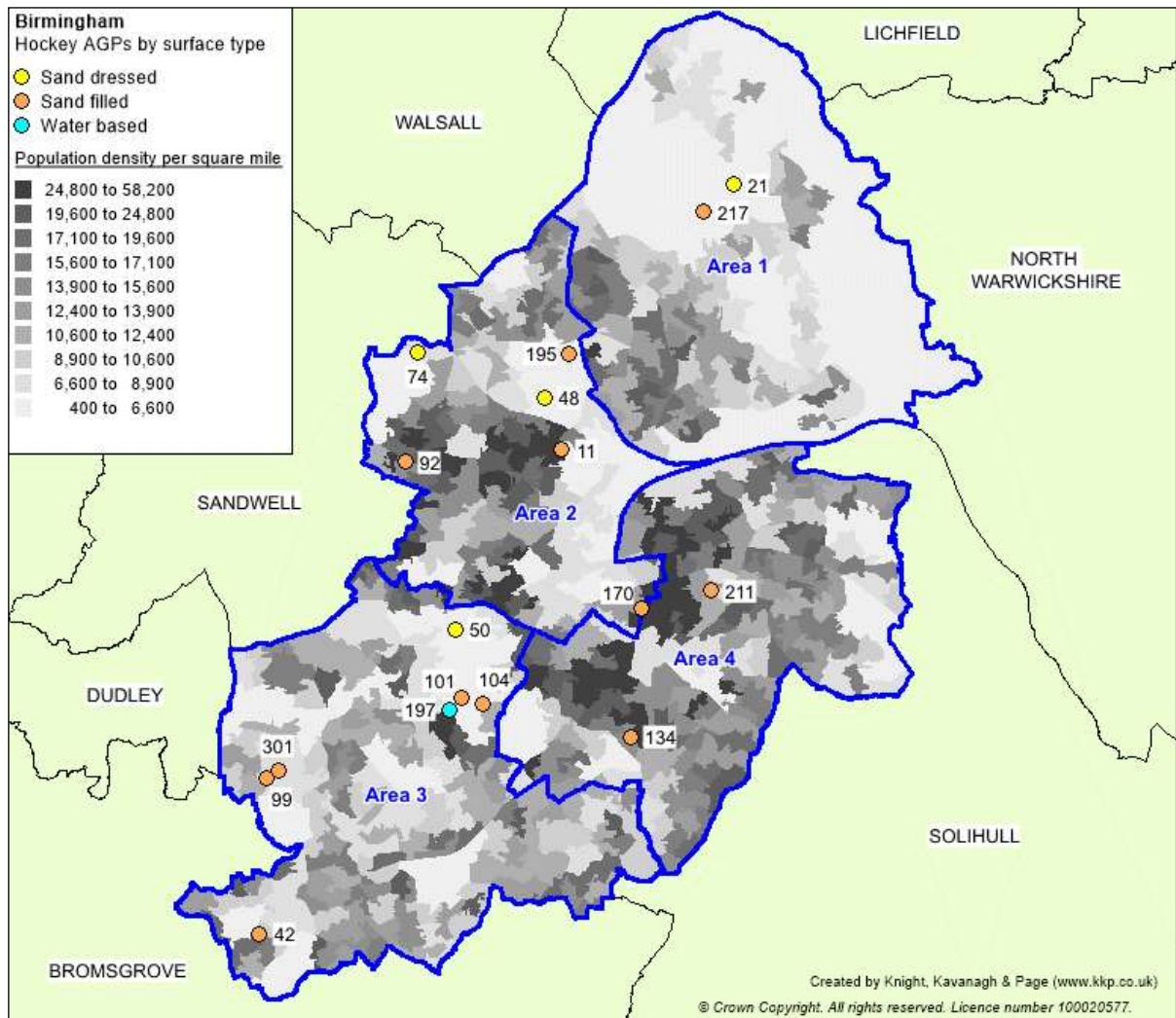
Local authority	Analysis area	No. of AGPs available for community use
<b>Birmingham</b>	Area 1	2
	Area 2	6
	Area 3	8
	Area 4	-
<b>Total</b>		<b>16</b>
<b>Solihull</b>	Central	3
	North	2
	Rural	1
<b>Total</b>		<b>6</b>

As seen in the table above, the majority of community available pitches in Birmingham are located in Area 3, which contains eight pitches and Area 2, which contains six pitches. There are distinctively less pitches in Area 1 and there are no pitches within Area 4. In Solihull, the Central Analysis Area contains three pitches, the North Analysis Area contains two pitches and the Rural Analysis Area contains one pitch.

Figures 7.1 and 7.2 overleaf show the location of all full sized hockey suitable AGPs within both Birmingham and Solihull, regardless of community use. For a key to the maps, see Table 7.3 and Table 7.4.

# BIRMINGHAM & SOLIHULL PLAYING PITCH ASSESSMENT

Figure 7.1: Location of full size hockey suitable AGPs in Birmingham



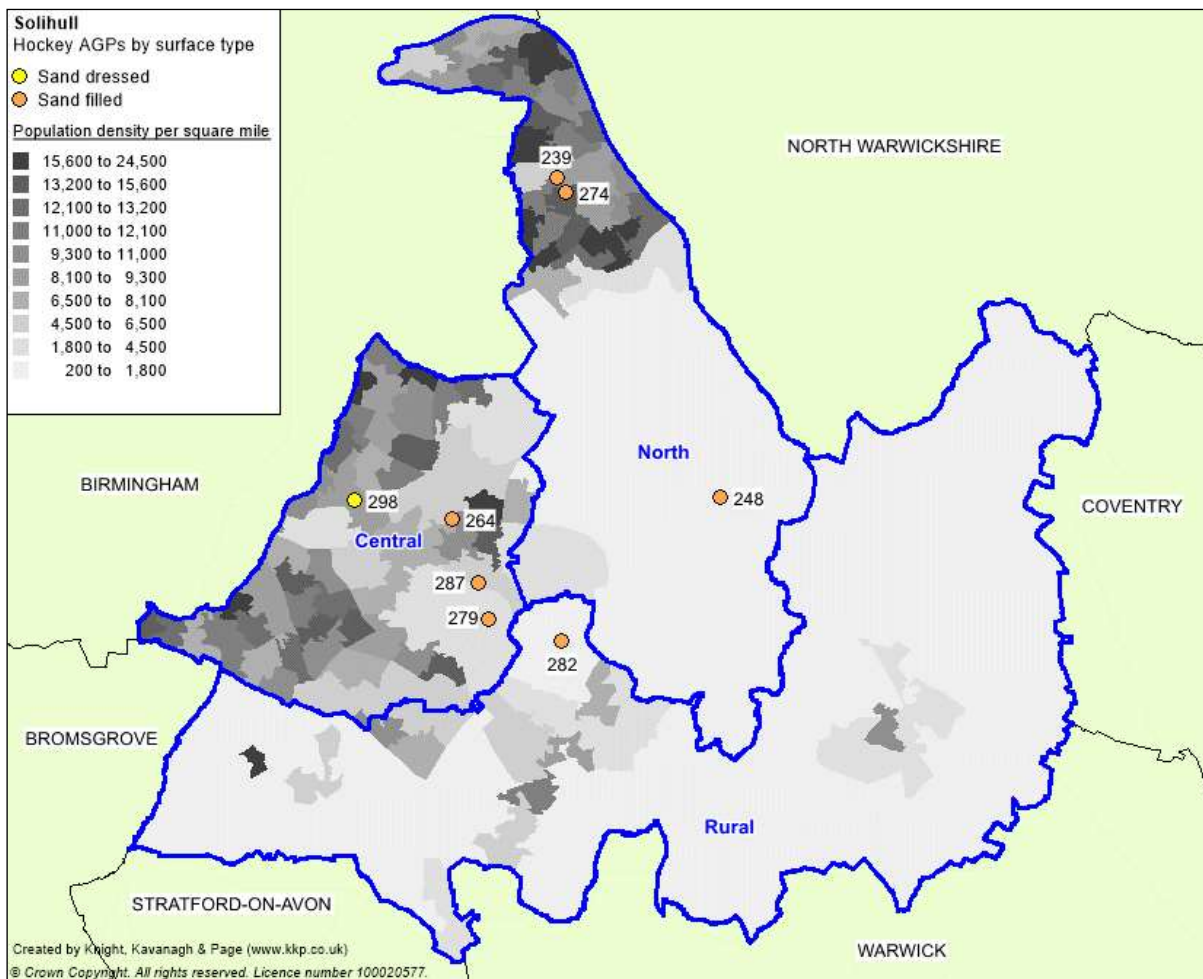
**BIRMINGHAM & SOLIHULL  
PLAYING PITCH ASSESSMENT**

Table 7.3: Summary of full size hockey suitable AGPs in Birmingham

Local authority	Site ID	Site	Postcode	Analysis area	No. of AGPs	Surface type	Size (metres)	Floodlit	Community use	Hockey use	
Birmingham	21	Bishop Vesey's Grammar School	B74 2NH	Area 1	1	Sand dressed	100 x 65	Yes	Yes	Yes	
	217	Wyndley Leisure Centre	B73 6EB	Area 1	1	Sand filled	100 x 60	Yes	Yes	Yes	
	11	Aston Park	B6 6JD	Area 2	1	Sand filled	100 x 65	Yes	Yes	No	
	48	Doug Ellis Sports Centre	B42 2SY	Area 2	1	Sand dressed	95 x 60	Yes	Yes	Yes	
	74	Hamstead Hall Academy	B20 1HL	Area 2	1	Sand dressed	100 x 60	Yes	Yes	Yes	
	92	Holyhead School	B21 0HN	Area 2	1	Sand filled	93 x 58	Yes	No	No	
	170	Small Heath Leisure Centre	B10 9RX	Area 2	1	Sand filled	105 x 70	Yes	Yes	Yes	
	195	The Pavilion	B6 7AA	Area 2	1	Sand filled	110 x 70	Yes	Yes	No	
	323	Holte School	B19 2EP	Area 2	1	Sand filled	100 x 60	Yes	Yes	No	
	404	Perry Beeches Academy	B42 2PY	Area 2	1	Sand filled	95 x 60	No	No	No	
	42	Colmers Community Leisure Centre	B45 9NY	Area 3	1	Sand filled	100 x 60	Yes	Yes	No	
	50	Edgbaston High School for Girls	B15 3TS	Area 3	1	Sand dressed	100 x 60	Yes	Yes	Yes	
	99	King Edward VI Five Ways School	B31 4BT	Area 3	1	Sand filled	95 x 60	Yes	Yes	Yes	
	101	King Edward VI High School for Girls	B15 2UB	Area 3	2	Sand dressed	100 x 60	Yes	Yes	Yes	
							Sand filled	100 x 60	Yes	Yes	Yes
	104	King Edward's School (Eastern Road)	B29 7JX	Area 3	1	Sand filled	100 x 60	Yes	Yes	Yes	
	197	The University of Birmingham (Bournbrook)	B15 2TT	Area 3	2	Water based	97 x 60	Yes	Yes	Yes	
						Water based	97 x 60	Yes	Yes	Yes	
211	Waverley Studio College	B9 5QA	Area 4	1	Sand filled	100 x 60	Yes	No	No		

# BIRMINGHAM & SOLIHULL PLAYING PITCH ASSESSMENT

Figure 7.2: Location of full size hockey suitable AGPs in Solihull



**BIRMINGHAM & SOLIHULL  
PLAYING PITCH ASSESSMENT**

Table 7.4: Summary of full size hockey suitable AGPs in Solihull

Local authority	Site ID	Site	Postcode	Analysis area	No. of AGPs	Surface type	Size (metres)	Floodlit	Community use	Hockey use
Solihull	264	Lode Heath School	B91 2HW	Central	1	Sand filled	95 x 60	Yes	Yes	Yes
	279	Saint Martin's School	B91 3EN	Central	1	Sand filled	95 x 60	Yes	Yes	Yes
	287	Solihull School	B91 3DJ	Central	1	Sand filled	100 x 60	Yes	No	No <sup>36</sup>
	298	West Warwickshire Sports Club	B91 1DA	Central	1	Sand dressed	100 x 60	Yes	Yes	Yes
	248	Hampton-in-Arden Sports Club	B91 1AT	North	1	Sand filled	95 x 60	Yes	Yes	Yes
	274	North Solihull Sports Centre	B37 5LA	North	1	Sand filled	102 x 63	Yes	Yes	Yes
	282	Silhillians Sports Club	B93 9LW	Rural	1	Sand filled	100 x 60	Yes	Yes	Yes

<sup>36</sup> Although there is no club hockey use, please note that the AGP is well used by the School for hockey purposes (curricular and extra-curricular)



## **BIRMINGHAM & SOLIHULL PLAYING PITCH ASSESSMENT**

---

### ***Smaller sized pitches***

In addition to the full size pitches, there are also numerous smaller sized AGPs across both Birmingham and Solihull, as seen in the table overleaf. In total, there are 24 smaller sized hockey suitable pitches in Birmingham, 15 of which are available to the community, and four in Solihull, three of which are available to the community.

## BIRMINGHAM & SOLIHULL PLAYING PITCH ASSESSMENT

Table 7.5: Summary of smaller sized hockey suitable AGPs

Local authority	Site ID	Site	Postcode	Analysis area	No. of AGPs	Comm. use?	Flood-lit?	Size (metres)
Birmingham	7	Arthur Terry School	B74 4RZ	Area 1	1	No	No	85 x 50
	22	Bishop Walsh Catholic School	B76 1QT	Area 1	1	Yes	Yes	60 x 40
	114	Langley School	B75 6TJ	Area 1	1	No	No	40 x 24
	217	Wyndley Leisure Centre	B73 6EB	Area 1	1	Yes	Yes	60 x 30
	413	Greenwood Academy	B35 7NL	Area 1	1	No	No	60 x 35
	91	Holy Trinity Catholic Media Arts College	B10 0AX	Area 2	1	Yes	No	50 x 32
	135	Nechells Sports Centre	B7 5DT	Area 2	1	Yes	Yes	35 x 20
	170	Small Heath Leisure Centre	B10 9RX	Area 2	2	Yes	Yes	30 x 17
						Yes	Yes	30 x 17
	177	St Georges C of E Primary School	B16 8HY	Area 2	1	Yes	No	30 x 20
	300	Dorrington Academy	B42 1QR	Area 2	1	No	No	30 x 15
	103	King Edward's School	B15 2UA	Area 3	1	No	No	50 x 35
	168	Shenley Lane Community Association	B29 4JH	Area 3	1	Yes	Yes	30 x 20
	192	The Baverstock Academy	B14 5TL	Area 3	1	Yes	No	90 x 45
	203	Transport Stadium (West Midlands Travel)	B13 0ST	Area 3	2	Yes	Yes	33 x 20
						Yes	Yes	33 x 20
	326	Halffield School	B15 3SJ	Area 3	1	Yes	No	55 x 30
	5	Ark Boulton Academy	B11 2QJ	Area 4	2	No	No	30 x 20
						No	No	20 x 12
	73	Hall Green School	B28 0AA	Area 4	1	No	No	30 x 17
102	Kind Edward VI Sheldon Heath Academy	B26 2RZ	Area 4	1	Yes	Yes	50 x 35	
144	Oasis Academy	B25 8FD	Area 4	1	Yes	No	38 x 20	
155	Queensbridge School	B13 8QB	Area 4	1	Yes	Yes	35 x 25	
331	Montgomery Primary Academy	B11 1EH	Area 4	1	No	Yes	35 x 16	

## BIRMINGHAM & SOLIHULL PLAYING PITCH ASSESSMENT

Local authority	Site ID	Site	Postcode	Analysis area	No. of AGPs	Comm. use?	Flood-lit?	Size (metres)
Solihull	263	Light Hall School	B90 2PZ	Central	1	Yes	Yes	85 x 55
	247	Grace Academy	B37 5JS	North	1	No	Yes	83 x 53
	284	Smith's Wood Sports College	B36 0UE	North	1	Yes	Yes	75 x 52
	226	Arden Academy Trust	B93 0PT	Rural	1	Yes	No	85 x 50

## BIRMINGHAM & SOLIHULL PLAYING PITCH ASSESSMENT

Although too small to host competitive matches, these pitches can be used to accommodate some training demand if required. This is especially the case at the Baverstock Academy in Birmingham and Arden Academy Trust and Light Hall School in Solihull. These pitches are available to the community and are only just under full size, meaning they can still accommodate high levels of demand albeit they are not suitable for matches.

Hallfield School in Birmingham reports an aspiration to have its small sized AGP floodlit and is currently trying to raise the funds to make this happen. Although community use is available at the School, the facility is only sporadically used due to its current lack of floodlighting, which is a particular issue during the winter.

### ***Disused pitches***

A sand-based AGP at Castle Vale Football Stadium measuring 90x60 metres is now considered disused after it fell out of use in 2013 due to quality issues. The pitch was used solely for football purposes.

### ***Future developments***

Previous sand-based pitches located at Moseley School Health and Fitness Centre and Newman University Sports Centre have recently been converted to 3G. In addition to these sites and Castle Vale Football Stadium, many other hockey suitable AGPs are also under proposal for a 3G conversion, as seen in the table below. Of these proposals, Small Heath Leisure Centre and the Pavilion have been identified as potential hub sites as part of the FA's Parklife scheme, whereas the suitability of the remaining pitches is still under consideration by the FA.

*Table 7.6: Hockey suitable AGPs with 3G proposals*

<b>Birmingham</b>	<b>Solihull</b>
Aston Park	Arden Academy Trust
Colmers Community Leisure Centre	Grace Academy
Holyhead School	Light Hall School
Small Heath Leisure Centre	North Solihull Sports Centre
The Baverstock Academy	Smith's Wood Sports College
The Pavilion	

It must be noted that some of the above pitches subject to 3G proposals are currently in use by hockey clubs. This is the case at North Solihull Sports Centre, which is in use by Birmingham Wasps HC, and Small Heath Leisure Centre, which is in use by Yardley HC. It must therefore be noted that the loss of Small Heath Leisure would leave Yardley HC homeless and finding a local, alternative AGP would be difficult. This is a particular issue for the Club as staying local is extremely important as Satellite Clubs are run in five local schools.

The Pavilion is accessed by Aston University and was also used up until last season by Sutton Coldfield Mens HC before the Club transferred its demand to Doug Ellis Sports Centre.

## BIRMINGHAM & SOLIHULL PLAYING PITCH ASSESSMENT

Should any of these pitches be permanently lost, it is imperative that hockey club users remain provided for either through transferring demand to a suitable alternative pitch or by providing a new pitch. Consideration must therefore be given to clubs with new pitch aspirations, which applies to the six clubs seen in the table below.

*Table 7.7: Clubs with aspirations to develop new hockey suitable AGPs*

<b>Birmingham</b>	<b>Solihull</b>
Barford Tigers HC	Old Silhillians HC
Bournville HC	
Harborne HC	
Sutton Coldfield Mens HC	
Sutton Coldfield Ladies HC	

All of the above clubs report capacity issues at their current sites and the majority state that new provision is needed to allow for growth. For example, both Sutton Coldfield Mens and Sutton Coldfield Ladies hockey clubs report large junior waiting lists solely because of the paucity of AGP supply and availability in the locality. That being said, none of the potential developments are formalised, although Barford Tigers HC reports that it is in early discussions with the Council.

In addition, Solihull School reports plans to develop a second full size sand-based pitch and claims that funding is in place for the development, with a proposal soon to be submitted. The School acknowledges that hockey is a priority sport and fields numerous teams, with many forced to access the pitch at Silhillians Sports Club due to a lack of capacity on existing provision, which also has quality issues. The School recognises that it should provide community access and is currently drafting a community use agreement for discussion with local clubs.

Heart of England School also reports an aspiration to develop a full size sand-based pitch within its site, although no formal proposal is in place and no funding avenues have been explored. Any potential development would be available for community use in line with other sports facilities provided by the School.

The same applies to King Edward's Camp Hill School for Girls, which has an aspiration to develop a full size sand-based pitch within its site. The School currently uses grass hockey pitches for curricular purposes but has to travel to either the University of Birmingham or West Warwickshire Sports Club for competitive matches.

The University of Birmingham reports plans to redevelop its two water-based pitches at its Bournbrook Campus. Although the pitches are within their lifespan having been re-laid in 2009, the sub-base of the carpet has not been refurbished since 1992 and the pitches have an East-West orientation rather than North-South. Concerns have also been raised regarding the floodlights which accompany the pitches as, again, they have not been refurbished since 1992 and have become obsolete. The plan is for the pitches to be relocated elsewhere on the site, for the floodlights to be replaced by LED lighting and for a new clubhouse to be provided.

Although unresponsive to consultation requests, it is also known that Solihull Blossomfield HC has aspirations for better access to a suitable AGP. The Club is currently split across two sites (Lode Heath School and St Martin's School).

## **BIRMINGHAM & SOLIHULL PLAYING PITCH ASSESSMENT**

---

### ***Availability and usage***

Table 7.8 overleaf highlights the availability of each full size hockey suitable AGP within both Birmingham and Solihull during the peak period (Monday to Thursday 17:00-21:00; Friday 17:00-19:00; Saturday and Sunday 09:00-17:00) as identified by Sport England's Facilities Planning Model (FPM). With the exceptions of Holyhead School, Waverley Studio College and Solihull School, which are unavailable for community use, all remaining sites are considered to be readily available. Access is, however, limited at Bishop Vesey's Grammar School, which has strict floodlight restrictions imposed.

## BIRMINGHAM & SOLIHULL PLAYING PITCH ASSESSMENT

Table 7.8: Availability of full size hockey suitable AGPs

Local authority	Site ID	Site	Availability in the peak period (hours)	Comments	Hockey club users
Birmingham	11	Aston Park	36	Reserved for private use during the week until 17:00. Available to the community from 17:00 until 21:00 Monday to Friday, from 09:00 until 17:00 on Saturdays and from 09:00 until 14:00 on Sundays.	-
	21	Bishop Vesey's Grammar School	17	Reserved for private use during the week until 17:30. Available to the community from 17:30 until 18:30 Monday to Friday due to floodlight restrictions, from 09:00 until 18:00 on Saturdays and from 09:00 until 13:00 on Sundays.	Sutton Coldfield Mens HC; Sutton Coldfield Ladies HC
	42	Colmers Community Leisure Centre	30	Reserved for private use during the week until 18:00. Available to the community from 18:00 until 22:00 Monday to Friday, from 09:00 until 17:30 on Saturdays and from 09:00 until 19:30 on Sundays.	-
	48	Doug Ellis Sports Centre	39	Available to the community from 07:00 until 22:00 Monday to Friday and from 09:00 until 18:00 Saturday to Sunday.	Sutton Coldfield Mens HC; Sutton Coldfield Ladies HC; Aston University HC
	50	Edgbaston High School for Girls	31.5	Reserved for private use during the week until 17:30. Available to the community from 17:30 until 21:00 Monday to Friday and from 08:00 until 18:00 Saturday to Sunday.	Edgbaston HC
	74	Hamstead Hall Academy	39	Reserved for private use during the week until 16:00. Available to the community from 16:00 until 21:30 Monday to Friday and from 09:00 until 18:00 Saturday to Sunday.	Barford Tigers HC
	92	Holyhead School	-	Unavailable for community use due to previous issues with lettings and users not showing up or vandalising the site.	-



## BIRMINGHAM & SOLIHULL PLAYING PITCH ASSESSMENT

Local authority	Site ID	Site	Availability in the peak period (hours)	Comments	Hockey club users
	99	King Edward VI Five Ways School	29	Reserved for private use during the week until 18:00. Available to the community from 18:00 until 21:00 Monday to Friday and from 09:00 until 17:00 Saturday to Sunday.	Harborne HC; Old Halesonians HC
	101	King Edward VI High School for Girls	27	Reserved for private use during the week until 18:00. Available to the community from 18:00 until 22:00 Monday to Friday and from 09:00 until 16:00 Saturday to Sunday.	Bournville HC; Harborne HC
	104	King Edward's School (Eastern Road)	26.5	Reserved for private use during the week until 18:30. Available to the community from 18:30 until 22:00 Monday to Friday and from 09:00 until 17:00 Saturday to Sunday.	Edgbaston HC
	170	Small Heath Leisure Centre	26	Reserved for private use during the week until 18:00. Available to the community from 18:00 until 22:00 Monday to Friday, from 08:00 until 18:30 on Saturdays and from 08:30 until 14:00 on Sundays.	Yardley HC
	195	The Pavilion	39	Available to the community every day from 08:00 until 22:00.	Birmingham City University HC
	197	The University of Birmingham (Bournbrook)	39	Available to the community from 07:00 until 22:00 Monday to Friday and from 08:00 until 22:00 Saturday to Sunday.	University of Birmingham HC; Edgbaston HC
	211	Waverley Studio College	-	Unavailable for community use due to management issues.	-
	217	Wyndley Leisure Centre	39	Available to the community from 09:00 until 23:00 Monday to Friday, from 08:00 until 20:00 on Saturdays and from 09:00 until 22:00 on Sundays.	Sutton Coldfield Mens HC; Sutton Coldfield Ladies HC
	323	Holte School	29	Available to the community from 18:00 until 22:00 Monday to Friday and from 08:00 until 22:00 Saturday to Sunday.	-

## BIRMINGHAM & SOLIHULL PLAYING PITCH ASSESSMENT

Local authority	Site ID	Site	Availability in the peak period (hours)	Comments	Hockey club users
Solihull	248	Hampton-in-Arden Sports Club	39	Available to the community every day from 08:00 until 23:00.	Hampton-in-Arden HC
	264	Lode Heath School	29	Reserved for private use during the week until 18:00. Available to the community from 18:00 until 22:00 Monday to Friday and from 09:00 until 20:00 Saturday to Sunday.	Solihull Blossomfield HC
	274	North Solihull Sports Centre	39	Available to the community from 07:00 until 22:00 Monday to Friday and from 08:00 until 20:30 Saturday to Sunday.	Birmingham Wasps HC
	279	Saint Martin's School	24.5	Reserved for private use during the week until 18:00. Available to the community from 18:00 until 21:30 Monday to Friday, from 09:00 until 17:00 on Saturdays and from 09:00 until 12:30 on Sundays.	Solihull Blossomfield HC
	282	Silhillians Sports Club	39	Available to the community from 08:00 until 22:00 Monday to Friday, from 09:00 until 21:30 on Saturdays and from 09:00 until 20:00 on Sundays.	Old Silhillians HC
	287	Solihull School	-	Unavailable for community use as all capacity is reserved for students.	-
	298	West Warwickshire Sports Club	39	Available to the community every day from 09:00 until 22:00.	Olton & West Warwickshire HC

## BIRMINGHAM & SOLIHULL PLAYING PITCH ASSESSMENT

---

As seen, the following pitches are currently accessed by hockey clubs in Birmingham:

- ◀ Bishop Vesey's Grammar School
- ◀ Doug Ellis Sports Centre
- ◀ Edgbaston High School for Girls
- ◀ Hamstead Hall Academy
- ◀ King Edward's School (Eastern Road)
- ◀ King Edward VI High School for Girls
- ◀ King Edward VI Five Ways School
- ◀ Small Heath Leisure Centre
- ◀ The Pavilion
- ◀ The University of Birmingham (Bournbrook)
- ◀ Wyndley Leisure Centre

And the following are accessed by hockey clubs in Solihull:

- ◀ Hampton-in-Arden Sports Club
- ◀ Lode Heath School
- ◀ North Solihull Sports Centre
- ◀ Silhillians Sports Club
- ◀ Saint Martin's School
- ◀ West Warwickshire Sports Club

Whilst the level of community use received at these sites varies, most of the pitches are well used, especially during the winter as many football teams also hire the facilities for training purposes. In fact, the only site currently used for hockey to have a considerable amount of spare capacity remaining for an increase in demand is North Solihull Sports Centre. The pitch, which is subject to a 3G proposal, is currently accessed by just one hockey team in addition to mid-week football use.

Of the community available pitches that are not used for hockey, two (Aston Park and Colmers Community Leisure Centre) of the three in Birmingham are subject to 3G proposals and are therefore unsuitable for future access. The remaining pitch, located at Holte School, is suitable and is also adjudged to have the capacity to accommodate hockey demand.

In Solihull, Solihull School is unused for hockey as it is unavailable for community use. All remaining pitches are in use by clubs.

### ***Ownership and management***

The majority of AGPs are owned and managed by the education sector, although some pitches are managed by the relevant local authority such as Aston Park, Colmers Community Leisure Centre and North Solihull Sports Centre, or by sports clubs such as Hampton-in-Arden Sports Club, Silhillians Sports Club and West Warwickshire Sports Club.

For clubs accessing educational sites there is generally a lack of formal community use agreements in place meaning that long term security of tenure could be at risk. This is particularly the case for both Harborne HC and Old Halesonians HC, neither of which have a long term agreement in place at King Edward's VI Five Ways School, for Bournville HC, which is without a formal agreement at King Edward VI High School for Girls and for Edgbaston HC, which is without an agreement at King Edward's School (Eastern Road).

## BIRMINGHAM & SOLIHULL PLAYING PITCH ASSESSMENT

### Quality

Depending on use it is considered that the carpet of an AGP usually lasts for approximately ten years and it is the age of the surface which most commonly affects quality. The following table indicates when each pitch was installed or last resurfaced, together with an agreed quality rating following non-technical assessments and user consultation.

Table 7.9: Age and quality of full size hockey suitable AGPs

Local authority	Site ID	Site	Year installed/ resurfaced	Quality
Birmingham	11	Aston Park	2007	Standard
	21	Bishop Vesey's Grammar School	2010	Standard
	42	Colmers Community Leisure Centre	2000	Poor
	48	Doug Ellis Sports Centre	2010	Standard
	50	Edgbaston High School for Girls	2007	Standard
	74	Hamstead Hall Academy	2005	Poor
	92	Holyhead School	2013	Good
	99	King Edward VI Five Ways School	2014	Good
	101	King Edward VI High School for Girls	2007	Standard
			2007	Standard
	104	King Edward's School (Eastern Road)	2013	Good
	170	Small Heath Leisure Centre	2008	Standard
	195	The Pavilion	2003	Poor
	197	The University of Birmingham (Bournbrook)	2009	Good
			2009	Standard
211	Waverley Studio College	2013	Standard	
217	Wyndley Leisure Centre	2011	Poor	
323	Holte School	2010	Standard	
Solihull	248	Hampton-in-Arden Sports Club	2005	Standard
	264	Lode Heath School	2005	Standard
	274	North Solihull Sports Centre	2008	Standard
	279	Saint Martin's School	2010	Standard
	282	Silhillians Sports Club	2009	Good
	287	Solihull School	1995	Poor
	298	West Warwickshire Sports Club	2007	Standard

As seen, the following pitches in Birmingham are identified as being over ten years old:

- ◀ Colmers Community Leisure Centre
- ◀ Hamstead Hall Academy
- ◀ The Pavilion

## BIRMINGHAM & SOLIHULL PLAYING PITCH ASSESSMENT

---

All of these pitches are rated as poor quality, with issues such as wear and tear, worn line markings and poor drainage prevalent. In particular, the carpet at Hamstead Hall Academy requires imminent resurfacing due to the amount of hockey based demand received. Barford Tigers HC, which contributes to a sinking fund for future pitch improvement/replacement at the site, reports that infrequent maintenance is the key issue affecting quality, which in turn is inhibiting further growth. The Club also suggests that the facility is unlikely to be passed fit for purpose for top level hockey if the problems are not corrected in the near future.

Wyndley Leisure Centre is also assessed as poor quality, despite the surface being only five years old. The site is accessed by both Sutton Coldfield Mens and Sutton Coldfield Ladies hockey clubs, both of which also rate the pitch as poor. The main issue reported by the clubs relates to a high amount of unofficial use which leads to vandalism and, most recently, damage from fires being set. This is a particular issue for Sutton Coldfield Ladies HC as it plays at National League level.

In Solihull, the following pitches are identified as being over ten years old:

- ◀ Hampton-in-Arden Sports Club
- ◀ Lode Heath School
- ◀ Solihull School

Of these sites, only Solihull School is assessed as poor quality, with the remaining two pitches assessed as standard quality despite their age. Nevertheless, resurfacing may still be required in the near future to prevent further deterioration and to ensure long term accessibility for hockey.

All remaining pitches within Birmingham and Solihull are considered to be within their lifespan and are rated as either good or standard quality, with no major problems discovered during site assessments.

### ***Ancillary provision***

Barford Tigers HC is the only club within both Birmingham and Solihull to rate the quality of its changing facilities as poor quality. This is in relation to the facilities at Hamstead Hall Academy, which are considered too small and are often without hot water. As a result, all female members left the Club a couple of years ago and although some have now returned, improvements are urgently required for retention purposes.

Remaining clubs tend to rate the quality of their clubhouse facilities as either good or standard quality, although Sutton Coldfield Mens HC reports that improvements are required at Rectory Park, which it uses as a social base for post-match refreshments. The facility is considered dated and too small for the number of members it has.

Bournville HC reports no issues with its clubhouse, which is located at West Midlands Police Sports and Social Club (Tally Ho), but does report issues with the ancillary facilities at its home ground, King Edward VI High School for Girls. The changing facilities are at times inaccessible and the School is considering the introduction of a new car parking system which the Club considers to be unfeasible.

Aston Park is not serviced by any changing provision within its vicinity, which may explain why it is currently unused by the community.

## BIRMINGHAM & SOLIHULL PLAYING PITCH ASSESSMENT

### 7.3: Demand

There are nine affiliated hockey clubs playing in Birmingham and six affiliated clubs playing in Solihull, the majority of which are large clubs with several senior and junior teams for both males and females. In addition, there are also teams fielded in Birmingham by Birmingham City University and Aston University that play in British Universities and Colleges Sport (BUCS) leagues and are unaffiliated to England Hockey.

The clubs in Birmingham consist of 51 senior men's, 28 senior women's and 26 junior teams, whereas the clubs in Solihull consist of 23 senior men's, 16 senior women's and 13 junior teams. Please note that these figures, and the table below, only take into consideration teams playing in Birmingham and Solihull and therefore do not account for teams fielded by the same clubs in other local authorities (displaced/imported demand).

Table 7.10: Summary of teams

Local authority	Name of club	Analysis area	No. of teams		
			Men's	Women's	Junior
Birmingham	Aston University HC	Area 2	2	1	-
	Barford Tigers HC	Area 2	7	1	1
	Birmingham City University HC	Area 2	1	1	-
	Bournville HC	Area 4	5	2	1
	Edgbaston HC	Area 3	9	5	8
	Harborne HC	Area 3	4	2	6
		Area 4	3	3	1
	Old Halesonians HC	Area 3	2	-	1
	Sutton Coldfield Mens HC	Area 1	7	-	4
		Area 2	4	-	-
	Sutton Coldfield Ladies HC	Area 1	-	5	-
		Area 2	-	3	-
	University of Birmingham HC	Area 3	5	5	-
Yardley HC	Area 2	2	-	4	
<b>Total</b>			<b>51</b>	<b>28</b>	<b>26</b>
Solihull	Berkswell & Balsall Common HC	North	1	1	-
	Birmingham Wasps HC	North	-	1	-
	Hampton-in-Arden HC	North	5	4	1
	Old Silhillians HC	Rural	6	3	6
	Olton & West Warwickshire HC	Central	5	3	5
	Solihull Blossomfield HC	Central	6	4	1
<b>Total</b>			<b>23</b>	<b>16</b>	<b>13</b>

Old Silhillians HC has the highest membership figures with 552 members in total. The next highest is seen at Harborne HC, which has 301 members and at Sutton Coldfield Mens HC, which has 283 members. In contrast, the lowest membership figures are understandably found at clubs with the fewest number of teams, such as Birmingham Wasps HC, which has 20 members and Yardley HC, which has 49 members.

## BIRMINGHAM & SOLIHULL PLAYING PITCH ASSESSMENT

The majority of teams in Birmingham play in Area 3, whereas the majority of teams in Solihull play in the Central Analysis Area. The least amount of teams in Birmingham play in Area 4, whereas the least amount of teams in Solihull play in the North Analysis Area, although only one club plays in the Rural Analysis Area (Old Silhillians HC). Harborne, Sutton Coldfield Mens and Sutton Coldfield Ladies hockey clubs split their demand across two analysis areas, which is not seen as ideal due to the travel involved.

*Table 7.11: Summary of teams by analysis area*

Local authority	Analysis area	No. of teams	
		Senior	Junior
Birmingham	Area 1	12	4
	Area 2	22	5
	Area 3	32	15
	Area 4	13	2
Solihull	North	12	1
	Central	18	6
	Rural	9	6

### ***Displaced demand***

King's Heath HC considers itself a Birmingham based club as the majority of its players come from the City, despite playing in Bromsgrove at Woodrush High School. The Club, which caters for three senior men's, two senior women's and one junior team, chooses to access this site as it is the closest available AGP to its clubhouse at King's Heath Cricket and Sports Club. As such, it expresses no desire to return to play in Birmingham unless a new pitch is installed within closer proximity.

As the name suggests, Birmingham Wasps HC is also traditionally a Birmingham based club; however, it now plays in Solihull at North Solihull Sports Centre. It is unknown as to why this is the case as the Club did not respond to consultation requests, meaning more communication is warranted to understand whether the Club has aspirations to return its one team to Birmingham.

Berkswell & Balsall Common HC also expresses displaced demand as the Solihull based club plays the majority of its matches at the University of Warwick, in Coventry. This is a particular issue for the Club as the University is relaying its AGPs and wants to host an "elite" club at its new facility. As such, Berkswell & Balsall Common HC has effectively been served with a notice to leave the site from the end of the current season. The Club are looking for alternative options but it is unlikely they will find one within reasonable travelling distance. In total, it fields three men's, three women's and a substantial junior section.

Displaced demand from Solihull is also expressed by Olton & West Warwickshire HC as the Club accesses a secondary venue in Stratford-on-Avon at Warwickshire College. The Club reports that this is due to it using West Warwickshire Sports Club to capacity on Saturdays, generally resulting in two teams transferring to the alternative venue each week as overspill. It travels approximately 11 miles to do this (20 minutes by car).



## BIRMINGHAM & SOLIHULL PLAYING PITCH ASSESSMENT

### ***Imported demand***

Old Halesonians HC is a Dudley based club, however, the facilities within Dudley are considered unsuitable for some of its senior teams due to the high level it plays at. This has led to the transfer of demand to King Edward VI Five Ways High School in Birmingham, which the Club now accesses for all of its training demand as well as for matches for two senior and one junior team. Due to a lack of capacity in Birmingham, the Club also uses facilities in Sandwell for its remaining match demand.

Whilst returning all demand to Dudley is the preferred option, the Club accepts that this is not possible with the current pitch stock available. For example, its previous home venue at Windsor High School is too small to conform to first team league regulations and is without floodlighting, whilst Halesowen College is also without floodlighting and can at times be inaccessible. These issues were highlighted as part of the Dudley Playing Pitch Strategy (2014).

### ***Latent demand***

Of the clubs that responded to consultation requests, seven report that they could increase the number of teams if more AGPs were available or if more time was available at their existing facilities, as seen in the below table.

*Table 7:12: Clubs expressing latent demand*

<b>Birmingham</b>	<b>Solihull</b>
Barford Tigers HC	Berkswell & Balsall Common HC
Bournville HC	Olton & West Warwickshire HC
Sutton Coldfield Mens HC	Old Silhillians HC
Sutton Coldfield Ladies HC	

Barford Tigers HC reports aspirations to develop more veterans', women's and junior teams, however, this is not currently possible at Hamstead Hall Academy due to poor quality and an increase in usage from football clubs in peak training periods. To counter this, the Club is now actively looking to develop a new home venue and, as mentioned previously, is in discussions with the Council over potential sites.

Both Sutton Coldfield Mens and Sutton Coldfield Ladies hockey clubs, in partnership, are also looking to develop a new home facility. It is reported by both clubs that future growth is limited due to a lack of capacity across the three sites already in use, and it is also suggested that the lack of a dedicated home venue deters people from joining. As aforementioned, both clubs currently have large junior waiting lists.

This opinion is shared by Bournville HC, which comments that it requires access to a new site as King Edward VI High School for Girls negatively affects growth as it does not provide a secure future. The Club was previously in talks with Edgbaston HC over a potential merger; however, this did not come to fruition.

In Solihull, Old Silhillians HC also reports an ambition to develop an additional pitch to accommodate its latent demand. The Club notes that any potential development will also allow increased spare capacity on its existing pitch to be let out to other clubs as an income generator.

## BIRMINGHAM & SOLIHULL PLAYING PITCH ASSESSMENT

Olton & West Warwickshire HC states aspirations to develop three new senior teams, but reports that there is no capacity for these to be fielded at its current site, West Warwickshire Sports Club. Instead, the teams would likely play outside of Solihull, but due to the logistics and travel involved this is not currently considered as worthwhile by the Club.

Berkswell & Balsall Common HC reports a potential to grow and notes that there is significant demand for growth at junior level through links with Heart of England School. This is, however, inhibited by a lack of a suitable playing surface.

### **Future demand**

Growing participation is the number one aim in England Hockey's strategic plan, which states that the key drivers behind delivering this are working with universities, colleges and schools, working with regional and local leagues, developing opportunities for over 40s and delivering a quality programme of competition.

This aim correlates to both Birmingham and Solihull as participation over the previous three years has seemingly increased at both senior and junior level, with none of the consulted clubs reporting a decrease in participation during this time span. In total, four Birmingham and two Solihull based clubs report an increase in senior membership since 2013 and five Birmingham and three Solihull based clubs report an increase in junior membership. Remaining clubs report that numbers have remained static.

Common factors attributed to increasing membership include increased access to secondary venues, increased advertising, improved coaching and closer links with local schools. The only unique explanation offered is in relation to Berkswell & Balsall Common HC, which states that a recent merger with Coventry City & University HC resulted in the Club gaining more female members and initiated the creation of a junior section.

The reported increase in teams is expected to continue in the future, with six Birmingham and three Solihull based clubs expressing demand for further growth. This, however, links in with latent demand highlighted previously and, as such, future demand indicated may be dependent on improved access to facilities. In fact, no clubs indicate that all planned growth could be accommodated on the existing stock of AGPs available.

*Table 7.13: Future demand expressed by clubs*

Local authority	Name of club	Future demand		
		Men's	Women's	Junior
Birmingham	Barford Tigers HC	1	2	2
	Bournville HC	1	1	2
	Harborne HC	1	1	3
	Sutton Coldfield Mens HC	1	-	1
	Sutton Coldfield Ladies HC	-	1	1
	University of Birmingham HC	1	1	-
<b>Total</b>		<b>5</b>	<b>6</b>	<b>9</b>
Solihull	Berkswell & Balsall Common HC	-	1	2
	Old Silhillians HC	2	2	4
	Olton & West Warwickshire HC	2	1	-
<b>Total</b>		<b>4</b>	<b>4</b>	<b>6</b>

## BIRMINGHAM & SOLIHULL PLAYING PITCH ASSESSMENT

In addition, team generation rates are used below as the basis for calculating whether the number of teams is likely to increase in the future based on population growth in both Birmingham (2031) and Solihull (2028)

*Table 7.14: Team generation rates in Birmingham (2031)*

Age group	Current population within age group	Current no. of teams	Team Generation Rate	Future population within age group	Predicted future number of teams	Additional teams that may be generated from the increased population
Senior Men's (16-45)	357,254	51	1:7005	392,713	56.1	5.1
Senior Women's (16-45)	364,593	28	1:13021	382,570	29.4	1.4
Junior's (11-15)	72,046	26	1:2771	86,730	31.3	5.3

For Birmingham, population growth is predicted to result in an increase of five senior men's, one senior women's and five junior teams.

*Table 7.15: Team generation rates in Solihull (2028)*

Age group	Current population within age group	Current no. of teams	Team Generation Rate	Future population within age group	Predicted future number of teams	Additional teams that may be generated from the increased population
Senior Men's (16-45)	50,849	23	1:2211	49,966	22.6	0.0
Senior Women's (16-45)	53,124	16	1:3320	51,541	15.5	0.0
Junior's (11-15)	12,674	13	1:975	15,500	15.9	2.9

For Solihull, there is a predicted growth of two junior teams.

### **Peak time demand**

The majority of senior teams in Birmingham currently play their matches on a Saturday, with 68 out of 79 teams accessing pitches on this day. The only teams that do not play on a Saturday are some veteran's teams, which play on a Sunday, and some University teams that play BUCS fixtures midweek. The same also applies to Solihull, with 35 out of 39 senior teams playing home fixtures on a Saturday.

For junior hockey, teams across both local authorities generally play friendly matches and cup competitions only, which are often organised on an ad hoc basis and as such can be played on a variety of days. Sunday is most commonly preferred, with 23 out of 25 junior teams regularly playing on this day in Birmingham as well as all junior teams in Solihull.

### 7.4 Supply and demand analysis

#### *Birmingham*

There are currently 68 senior teams requiring an AGP at peak time (Saturday) in Birmingham which, when including future demand, increases to 76 teams. Using this figure, there would be a usual requirement for at least ten full size, floodlit, hockey suitable AGPs based on teams playing alternate home and away fixtures and based on a floodlit pitch being able to accommodate a maximum of four matches on one day. Discounting Waverley Studio College and Holyhead School, which are unavailable for community use, there are currently 16 suitable pitches, although this number would reduce to 13 pitches should all 3G proposals go ahead.

Despite spare capacity being shown overall, it is not realistic to aggregate this into an oversupply of hockey pitches. The landscape of the sport in Birmingham shows that some pitches are leased or owned by clubs, whilst other clubs have management aspirations, meaning it is not necessarily viable for a team to transfer demand sites showing potential spare capacity. Further to this, the often large distances between pitches can make it difficult for clubs to relocate demand.

The priority, therefore, should be to protect or mitigate the 11 pitches currently in use by hockey clubs. Further to this, any spare capacity should be maximised to accommodate future demand and a solution to accommodate remaining unmet, latent and displaced demand expressed by clubs is required. As a reminder, this applies, as a minimum, to the following clubs:

- ◀ Barford Tigers HC
- ◀ Bournville HC
- ◀ Harborne HC
- ◀ King's Heath HC
- ◀ Sutton Coldfield Mens HC
- ◀ Sutton Coldfield Ladies HC

Each of the above expresses the need for access to at least one additional AGP as they use current venues to capacity, with the exceptions being Sutton Coldfield Mens and Sutton Coldfield Ladies hockey clubs that could share an additional pitch. If these clubs cannot be accommodated on existing stock, or if they are unwilling to relocate demand, additional provision is required.

For junior hockey, there is often less need for access to pitches as there are less teams and matches are most commonly played on Sundays. Some of the younger aged teams also only require half of a pitch, meaning multiple matches can be played at the same time. There does, however, remain a need for increased access to pitches for training purposes, which many clubs report as a problem due to football clubs often utilising remaining availability.

Further communication is also required with Edgbaston HC to fully understand its needs and in particular its pitch requirements, as well as with Birmingham Wasps HC to understand if the Club has aspirations to return its demand to the City.

## **BIRMINGHAM & SOLIHULL PLAYING PITCH ASSESSMENT**

---

### ***Solihull***

Using the same calculations as above, there is a recommended need for at least six full size, floodlit, hockey suitable AGPs in Solihull. This is based on 35 senior teams currently requiring a pitch a peak time, which, when including future demand, is projected to increase to 43 senior teams. Discounting Solihull School, which cannot be included as it is unavailable for community use, there are currently six suitable pitches, suggesting that supply can meet demand. This figure will, however, reduce by one should North Solihull Sports Centre be converted to 3G as proposed.

As such, the key issue is to protect the six pitches currently in use by hockey clubs, meaning the potential loss of North Solihull Sports Centre will need to be mitigated. This can occur either by creating a new pitch in the locality, or by securing long term access to Solihull School, providing that club users are willing to transfer demand.

A solution is also required to accommodate future, latent and displaced demand expressed by Berkswell & Balsall Common, Old Silhillians and Olton & West Warwickshire hockey clubs as all use their current pitches to capacity. Priority should therefore be placed on securing these clubs access to additional venues, either through maximising spare capacity at existing sites, or, ideally, by providing new pitches that are better located for the clubs and that they can self-manage.

As with Birmingham, for junior hockey, there is often less need for access to pitches as there are less teams and matches are most commonly played on Sundays. Some of the younger aged teams also only require half of a pitch, meaning matches can be played side-by-side at the same time. There does, however, remain an increased need for access to pitches for training purposes, which many clubs report as a problem due to football clubs often utilising availability at desired times.

Further communication is also required with Birmingham Wasps HC and Solihull Blossomfield HC to fully understand their needs and in particular their pitch requirements. It is, for example, known that the latter has an aspiration for better access to a suitable pitch.

## BIRMINGHAM & SOLIHULL PLAYING PITCH ASSESSMENT

---

### Hockey summary - Birmingham

- ◀ There are currently 19 full size hockey suitable AGPs in Birmingham, 18 of which are floodlit and 16 of which are available to the community.
- ◀ There are also 24 smaller sized AGPs, which, although not big enough to accommodate matches, can be used for training demand.
- ◀ Another smaller sized AGP at Castle Vale Football Stadium is now considered disused after it fell out of use in 2013 due to quality issues.
- ◀ King Edward's Camp Hill School for Girls reports an aspiration to develop a full size sand-based AGP in the future.
- ◀ The University of Birmingham reports plans to redevelop and relocate its two water based pitches at its Bournbrook Campus as the current pitches have a dated sub-base, obsolete floodlighting and are the wrong orientation.
- ◀ Full size AGPs at Aston Park, Holyhead School, Small Heath Leisure Centre and the Pavilion are under proposal to be converted to a 3G surface.
- ◀ With the exception of Waverly Studio College and Holyhead School, which are unavailable for community use, the remaining sites are all readily available, with 11 full size pitches currently accessed by hockey clubs.
- ◀ Of the full size AGPs, four are assessed as good quality, nine as standard quality and five as poor quality.
- ◀ Barford Tigers HC rates the quality of the changing facilities at Hamstead Hall Academy as poor quality, whilst Bournville HC and Sutton Coldfield Mens HC also report issues with ancillary provision at King Edward VI High School for Girls and Rectory Park respectively.
- ◀ There are nine affiliated clubs in Birmingham and two unaffiliated clubs consisting of 51 senior men's, 28 senior women's and 26 junior teams.
- ◀ Displaced demand is expressed by King's Heath HC and Birmingham Wasps HC.
- ◀ Old Halesonians HC is imported into Birmingham from Dudley.
- ◀ Barford Tigers, Bournville, Sutton Coldfield Mens and Sutton Coldfield Ladies hockey clubs all express latent demand in that they could increase their number of teams if more pitches were available.
- ◀ Participation has increased over the previous three years with four clubs reporting an increase in senior membership and five clubs reporting an increase in junior membership.
- ◀ Barford Tigers, Bournville, Harborne, Sutton Coldfield Mens and Sutton Coldfield Ladies hockey clubs, as well as the University of Birmingham, all express future demand, although increased access to pitches is required.
- ◀ In addition, team generation rates (2031) predict an increase of five senior men's, one senior women's and five junior teams.
- ◀ Calculations suggest that there is a need for at least ten full size, floodlit hockey suitable AGPs, however, it is not realistic to aggregate the current stock into an oversupply of pitches.
- ◀ The key issues are to protect or mitigate the 11 pitches currently in use by hockey clubs and to find a solution to accommodate remaining expressed displaced, latent and future demand.

## BIRMINGHAM & SOLIHULL PLAYING PITCH ASSESSMENT

---

### Hockey summary – Solihull

- ◀ There are currently seven hockey suitable AGPs in Solihull, all of which are floodlit and six are available to the community.
- ◀ There are also four smaller sized AGPs, which, although not big enough to accommodate matches, can be used for training demand.
- ◀ A full size AGP at North Solihull Sports Centre and smaller sized pitches at Grace Academy and Light Hall School are under proposal to be converted to a 3G surface.
- ◀ Solihull School and Heart of England School report aspirations to develop a full size sand-based AGP in the future.
- ◀ There are six full size AGPs currently accessed by hockey clubs, with the remaining pitch not available for community use (Solihull School).
- ◀ Of the full size AGPs, one is assessed as good quality, five as standard quality and one as poor quality.
- ◀ There are six affiliated clubs in Solihull consisting of 23 senior men's, 16 senior women's and 13 junior teams.
- ◀ Displaced demand is expressed by Berkswell & Balsall Common HC and Olton & West Warwickshire HC, although the latter reports no intentions on returning to Solihull.
- ◀ Birmingham Wasps HC is imported into Solihull from Birmingham.
- ◀ Berkswell & Balsall Common, Olton & West Warwickshire and Old Silhillians hockey clubs all express latent demand in that they could increase their number of teams if more pitches were available.
- ◀ Although unresponsive to consultation, it is also known that Solihull Blossomfield HC has aspirations for better access to a suitable AGP.
- ◀ Participation has increased over the previous three years with two clubs reporting an increase in senior membership and three clubs reporting an increase in junior membership.
- ◀ Berkswell & Balsall Common HC, Old Silhillians HC and Olton & West Warwickshire HC all express future demand.
- ◀ In addition, team generation rates (2028) predict an increase of two junior teams.
- ◀ Calculations suggest that there is a need for at least six full size, floodlit hockey suitable AGPs, however, it is not realistic to aggregate the current stock into an adequate supply of pitches.
- ◀ The key issues are to protect or mitigate the six AGPs currently in use by hockey clubs and to find a solution to accommodate remaining expressed displaced, latent and future demand.



## **PART 8: LACROSSE**

### **8.1 Introduction**

Lacrosse is governed nationally by English Lacrosse. Competitive matches are played on grass pitches or artificial grass pitches (110 x 60 metres). For community clubs, fixtures for lacrosse run from September through until April.

#### ***Consultation***

Birmingham Lacrosse Club is currently the only community lacrosse club competing in Birmingham, although it is also played by the University of Birmingham. There is no lacrosse activity recorded in Solihull. Birmingham Lacrosse Club responded to a phone consultation, whereas information was gathered for the University teams via a face-to-face meeting with the University.

### **8.2 Supply**

Birmingham has two sites that accommodate grass lacrosse pitches; Lordswood Schools is accessed by Birmingham Lacrosse Club, whereas the University of Birmingham accesses a grass pitch at its Metchley Lane site that is over marked on to a rugby union pitch.

In addition, Birmingham Lacrosse Club also accesses a sand-based AGP at Edgbaston High School for Girls for training purposes, whereas the University accesses a 3G pitch, again at its Metchley Lane site, for training as well as occasional match play.

In contrast, Solihull currently does not have any specific lacrosse provision as there is no existing demand.

#### ***Pitch quality***

Birmingham Lacrosse Club reports that Lordswood Schools is poor quality due to an uneven playing surface that contains many divots.

In comparison, the pitch at Metchley Lane is considered to be good quality, as reported by the University of Birmingham. Although the pitch is primarily used for rugby union, the University has a dedicated grounds maintenance team that quickly corrects any issues during the playing season and ensures that post season remedial work takes place to a high standard.

#### ***Ancillary facilities***

Birmingham Lacrosse Club reports that, on occasion, it has access issues at Lordswood Schools in relation to its changing facilities. The Club also struggles with storage for equipment, such as goals and sticks, as the site has limited space.

The University of Birmingham also reports issues with its changing facilities at Metchley Lane, stating that the current provision is too small and outdated. Nevertheless, plans are in place to provide new clubhouses across the University sports facilities, one of which, should service the lacrosse pitch.

# BIRMINGHAM & SOLIHULL PLAYING PITCH ASSESSMENT

---

## ***Security of tenure***

Birmingham Lacrosse Club does not have a community use agreement in place at Lordwood Schools. Whilst it is recommended that one is entered into to ensure long term security of tenure, the Club reports that it is instead focused on minimising costs and consequently may move sites on an annual basis based on pricing structures and pitch availability.

The University of Birmingham has plans to reconfigure its pitches at Metchley Lane in order to provide two new 3G pitches, in addition to the one already servicing the site. It is not yet known as to the impact this will have on the grass provision at the site.

## **8.3: Demand**

Birmingham Lacrosse Club currently has approximately 45 members. It fields one senior men's team and one senior women's team as well as a 'development' section of beginner players that play in friendly matches only.

The senior men's team currently plays in the South of England Men's Lacrosse Association, with home fixtures based at Lordwood Schools. It previously accessed the 3G pitch at Metchley Lane for matches, however, due to high rental costs; it decided to move to its current location despite worse quality and less security of tenure. The senior women's team does not have a dedicated home venue within Birmingham and instead plays at central venues in Gloucestershire as per league requirements.

Training demand for the entirety of the Club takes place on the sand-based AGP at Edgbaston High School for Girls from 19:00 until 20:30 every Thursday during the playing season. This is deemed sufficient by the Club although it does report that costs are high when compared to access at Lordwood Schools.

The University of Birmingham fields three senior women's and two senior men's teams, all of which play in British Universities and Colleges Sport (BUCS) leagues at Metchley Lane. Training also takes place at Metchley Lane, predominately on the 3G pitch, though access can occasionally be an issue due to a lack of capacity.

## ***Future demand***

Over the previous three years, Birmingham Lacrosse Club reports that its numbers have increased following advertising campaigns and work with local schools. That said, the Club anticipates a potential decrease in demand moving forward as it has recently increased membership fees due to the rise of pitch hire costs at the venues it uses.

The Club also states that many of its players play for the University of Birmingham, with members then joining permanently once their studies are complete. It is therefore reported that future participation is reliant on the success of the University and any fluctuation in student interest.

The University reports that it currently cannot increase its number of teams due to a lack of capacity on its grass pitch and also on its 3G pitch, meaning any new teams would be

## BIRMINGHAM & SOLIHULL PLAYING PITCH ASSESSMENT

---

unable to play matches or train. Should plans for two new 3G pitches materialise, however, it is likely that the number of teams would increase, with enough demand already existing.

### 8.4: Supply and demand analysis

As Lordwood Schools is assessed as poor quality, improvements are required to sustain future use of the pitch for Birmingham Lacrosse Club. Alternatively, consideration should be given to relocating the Club to another site, or potentially onto a 3G pitch at which point it should be noted that there is a proposal in place for such a pitch to be provided at Lordwood Schools. In general, increasing access to AGPs (including 3G pitches) for lacrosse matches will address overplay and quality issues on grass pitches.

The University of Birmingham reports that the grass pitch at Metchley Lane is running over capacity due to its dual rugby union use. Consideration should therefore be given to the University's plans to increase its 3G pitch stock so that some demand (including lacrosse demand) can be transferred away from the grass pitches.

#### **Lacrosse summary - Birmingham**

- ◀ There are two grass lacrosse pitches within Birmingham; Lordwood Schools is accessed by Birmingham Lacrosse Club, whereas the University of Birmingham accesses a pitch at its Metchley Lane site.
- ◀ Birmingham Lacrosse Club reports that Lordwood Schools is poor quality, whereas the pitch at Metchley Lane is considered good quality.
- ◀ Birmingham Lacrosse Club has access issues at Lordwood Schools in relation to its changing facilities, whereas the University of Birmingham reports that its provision is too small and outdated.
- ◀ Birmingham Lacrosse Club does not have a community use agreement in place at Lordwood Schools.
- ◀ Birmingham Lacrosse Club fields one senior men's team and one senior women's team as well as a 'development' section of beginner players, whilst the University of Birmingham fields three senior women's and two senior men's teams.
- ◀ Over the previous three years, Birmingham Lacrosse Club reports that its numbers have increased following advertising campaigns and work with local schools.
- ◀ The Club anticipates a potential decrease in demand moving forward as it has recently increased membership fees, with future demand also reliant on the success of the University of Birmingham.
- ◀ Quality improvements are required at Lordwood Schools if Lacrosse demand is to be retained.
- ◀ The grass pitch at Metchley Lane is operating at capacity due to dual rugby union use.
- ◀ In general, increasing access to AGPs (including 3G pitches) for lacrosse matches will address overplay and quality issues on grass pitches.

#### **Lacrosse summary - Solihull**

There are no lacrosse pitches within Solihull and no known demand for dedicated provision.

## **PART 9: OTHER GRASS PITCH SPORTS**

### **9.1: Ultimate Frisbee**

UK Ultimate (UKU) is the national governing body of ultimate Frisbee, better known as Ultimate. Its role is to assist and encourage both players and teams at all levels of the sport. The sport can be played both indoor (winter) and outdoor (summer).

The rules of Ultimate are a combination of two sports: American football and basketball. Two teams of seven compete to score points in the opponents 'end zone' located at either side of the pitch. Players cannot run with the disk or allow it to hit the ground and must throw it to a teammate located in the opposing end zone to score. This non-contact sport is played on a pitch 100x37 metres in size. Competitive outdoor matches occur between the months of April and August with matches lasting approximately one hour.

Ultimate is increasingly popular within Birmingham and is principally managed by an organisation known as Birmingham Ultimate, which also co-ordinates and supports the development of the sport. It currently fields several teams in mixed, open and women's leagues, as there is no dedicated grass pitch provided in Birmingham matches are instead played in tournaments outside of Birmingham at central venues. It would ideally like a pitch permanently marked out at a suitable location within the City so that home matches can be played and it believes that this would result in an increase in participation.

Training during the outdoor season occurs every Tuesday evening from March until September at either Cannon Hill Park or Selly Park Recreation Ground in Birmingham. Occasional friendly matches are also intermittently played at these sites through the use of cones.

In addition, a team is also fielded by the University of Birmingham, which plays its home matches and trains on the 3G pitch at the University's Metchley Lane Campus. Likewise, Aston University fields a team although it does not participate within Birmingham and instead uses the University's Walsall campus for training whilst playing matches in tournaments outside of the City.

Finally, King Edward's High School for Girls has recently started implementing Ultimate into its PE curriculum. The sport has proved popular with its students and a team was entered into the National School Championships last year.

There is no ultimate Frisbee demand in Solihull.

### **9.2: Australian Football**

## **BIRMINGHAM & SOLIHULL PLAYING PITCH ASSESSMENT**

---

Australian Football League England (AFL England) is the national governing body for Australian Rules football in England. It works towards the promotion, support and development of the sport. Affiliated clubs sit within league structures, with regional competitions held throughout the country and at universities.

Birmingham Bears ARFC is the only club in Birmingham to play the sport. It provides one senior men's team that participates in the AFL Central and Northern England, although a team was not entered in the 2016 season due to a lack of demand. Instead, the Club joined forces with another club, Wolverhampton Wolverines ARFC, though it is expected that the Club will reform ahead of the 2017 season as a separate entity.

The Club previously hosted its home fixtures at Aston Old Edwardians on a grass pitch otherwise used for rugby union, whilst training activity took place at Selly Park Recreation Ground.

In addition, the University of Birmingham also fields a senior men's team that is one of the only university teams in the Country. The team uses both its Metchley Lane Campus and Selly Park Recreation Ground for training purposes and for friendly matches. Competitive games are less frequent due to the limitations of other university teams, with the majority of matches instead organised against community clubs.

There is no Australian football demand in Solihull.

### **9.3: Baseball and softball**

Baseball and softball are both governed by Baseball and Softball UK (BSUK), which is currently aiming to build the number of teams playing regularly throughout the country. Baseball is played between two teams of nine players, which take turns batting and fielding across nine innings. Softball has two varieties: slow-pitch softball and fast-pitch softball.

#### ***Softball***

The Birmingham Bobcats is the only softball club based in Birmingham. It fields a single senior men's team competitively. This team, however, does not host any competitive matches within Birmingham and instead travels to Manchester and Leeds for weekend tournaments.

The Club previously assisted in the creation and management of a Birmingham Softball League, although this is no longer active due to a lack of demand. Birmingham Bobcats itself used to provide up to four teams that played in the League but this quickly became unsustainable.

Despite competitive matches now taking place outside of Birmingham, the Club does rent pitch space at Hallfield Primary School for training purposes. It also has access to small changing facilities, storage containers and pitch marking equipment at the site.

The Club reports that it would like additional support in regards to the accessibility of pitch space as this is an ongoing challenge. It believes that if more help were available it would assist in the growth of the Club.

There is no softball demand in Solihull.

# BIRMINGHAM & SOLIHULL PLAYING PITCH ASSESSMENT

---

## **Baseball**

There is no baseball demand in Birmingham.

In Solihull, Birmingham Bandits is the only community baseball club. It operates from Martson Green Recreation Ground where there is a purpose built diamond on site which is of good quality and is used for all match and training demand. The Club rents the site from Bickenhall and Martson Green Parish Council.

Two teams are fielded; one playing in the second tier of British Baseball (AAA) and a development team known as the Outlaws which plays in the BBF Single A South League. The Club is actively trying to recruit new members so that it can grow organically.

## **9.5: American football**

The British American Football Association is responsible for the governance of the sport which is continuing to grow in popularity in the UK and there are now hundreds of clubs and thousands of players competing regularly across the country.

Birmingham Bulls AFC plays within Birmingham and consists of one senior men's team, which currently plays in Division One of the Midlands Football Conference. Additionally, the Club has a junior section that runs two teams; one for 14-17 year olds and one for 17-19 year olds. All match and training demand takes place at Erin Go Bragh (Holly Lane Sport) on a grass pitch that is dual use with Gaelic football.

The Club also has a strong relationship with the University of Birmingham, which also fields teams under the name Birmingham Lions AFC. This club is a five time national championship winning club that hosts a senior men's team as well as a senior women's team and a junior section. The teams use dual use rugby union grass pitches and a 3G pitch at the University's Metchley Lane campus to meet its training and competitive match play demand.

There is no American football demand in Solihull.

## **9.6 Gaelic Football**

There are three Gaelic Athletic Association (GAA) clubs that are playing within Birmingham, all of which are affiliated to the Warwickshire GAA County Board. Matches are typically played on Sunday afternoons from March until July. The clubs are:

- ◀ Erin Go Bragh GAA
- ◀ James Connolly's GAA
- ◀ Sean McDermotts GAA

Erin Go Bragh GAA plays at Erin Go Bragh (Holly Lane Sport), James Connolly's GAA plays at Moor Green Playing Field (Britannic Park) and Sean McDermotts GAA plays at Spring Lane Playing Fields. The latter is, however, currently playing on a pitch that does not comply with regulations.

In addition, two teams are also fielded by the University of Birmingham, both of which share facilities with Erin Go Bragh GAA.

## BIRMINGHAM & SOLIHULL PLAYING PITCH ASSESSMENT

---

In Solihull, there are two GAA clubs; John Mitchel's GAA and St Brendan's GAA. Both of these field a senior men's team and numerous junior boys' teams, whilst John Mitchel's GAA also provides teams for female participants.

Solihull is also home to Páirc na hÉireann, which is deemed to be the principal Gaelic sports facility in the West Midlands. The site hosts three dedicated GAA pitches that are serviced by eight changing rooms, a social area and a large car park. Numerous Warwickshire Gaelic football and hurling matches are played at the site, as well as the British University Gaelic football Championships. Most recently, with the entry of Warwickshire's hurling team into the Lory Meagher Cup and the Leinster Junior Shield, it also regularly hosts demand from Ireland.

### **9.7: Kabaddi**

The National Governing Body for Kabaddi is the England Kabaddi Federation UK, with its role to assist and encourage both players and teams at all levels of the sport. The federation also hosts the UK Kabaddi League, which consists of 12 clubs and involves each club playing in tournaments across the UK rather than playing fixtures on a home and away basis.

There are variations in the types of Kabaddi played internationally; however, the basic rules of the sport consist of two teams of seven players facing off in a large square arena for two halves of twenty minutes. Players from each team take turns running across the centre line to the other team's half of the court, tagging members of the other team and running back to score a point. The team with the most points at the end of the period of play wins. This contact sport is played on a pitch generally measuring 10 x 13 metres for men and 8 x 12 metres for women.

The sport originated in India and is an emerging sport in England, especially in Asian communities. Previously, there have been teams operating in Birmingham, with the most prevalent being GNG Kabaddi Club. The Club played in the UK Kabaddi League but for the past three years has not been able to field a team due to internal issues. As such, current demand for the sport is limited although GNG Kabaddi Club does report an intention to reform in the future. It is also probable that the sport is played unofficially by others albeit such demand is difficult to record.

Presently, there are no dedicated Kabaddi pitches in Birmingham. Hilltop Golf Course historically hosted tournaments as well as matches for GNG Kabaddi Club; however, it has not been used for several years due to unknown issues within the UK Kabaddi League. The site used open grass space for these events and it is considered that this could accommodate such demand again in the future, with no other sports pitches affected.

There is no known Kabaddi demand in Solihull.



# BIRMINGHAM & SOLIHULL PLAYING PITCH ASSESSMENT

## PART 10: TENNIS

### 10.1: Introduction

The Lawn Tennis Association (LTA) is the organisation responsible for the governance of tennis and administers the sport locally in both Birmingham and Solihull.

### 10.2: Supply

#### *Quantity*

In Birmingham, 347 tennis courts are identified across 78 sites and in Solihull, 137 tennis courts are identified across 27 sites. Of the courts, 198 are categorised as being available for community use in Birmingham across 45 sites and the same applies to 97 courts in Solihull across 21 sites. Those not available for community use are generally located within educational sites.

Table 10.1: Summary of the number of courts by analysis area

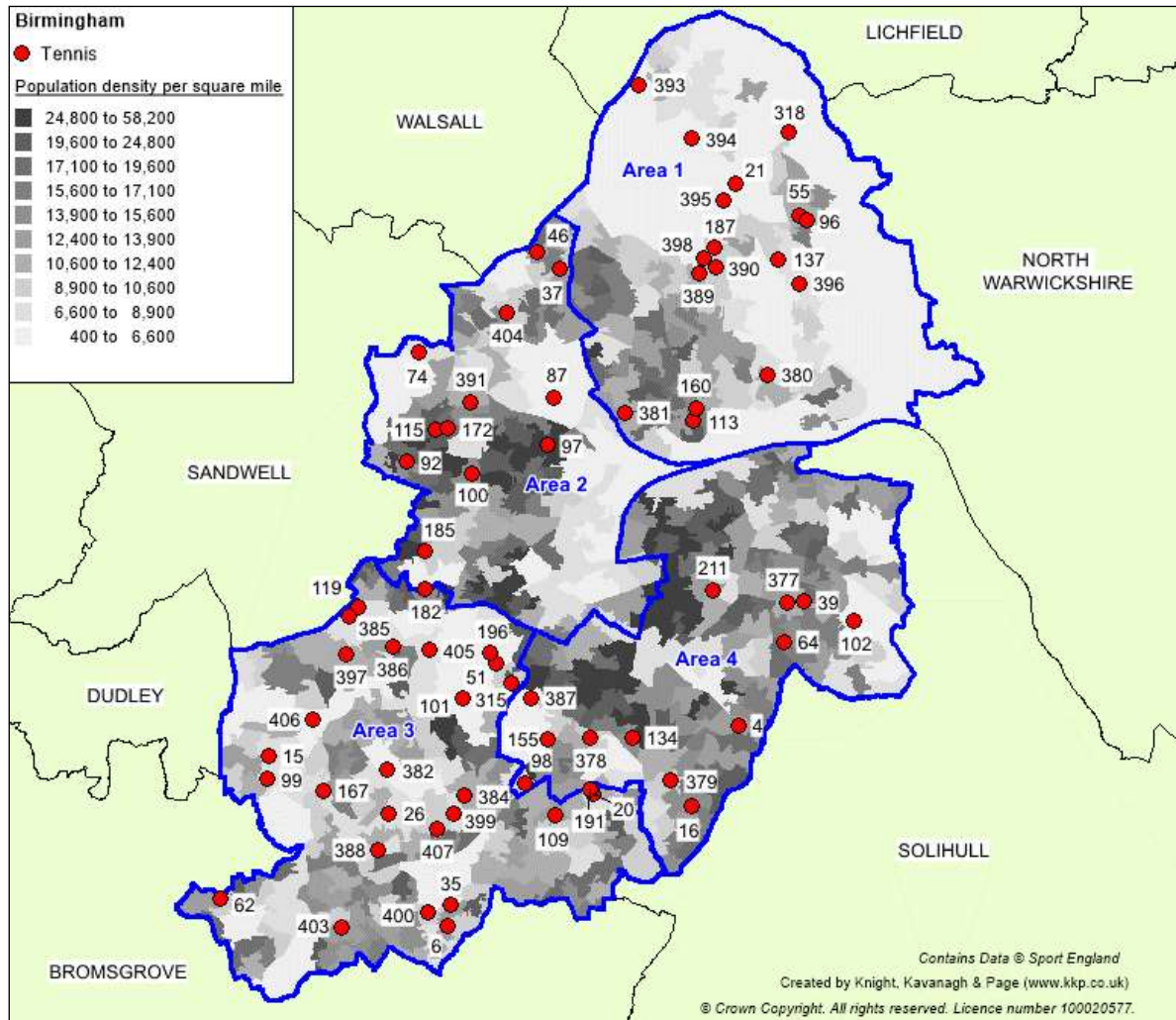
Local authority	Analysis area	Courts available for community use	Courts unavailable for community use
Birmingham	Area 1	55	11
	Area 2	21	30
	Area 3	77	81
	Area 4	45	27
<b>Total</b>		<b>198</b>	<b>149</b>
Solihull	Central	54	16
	North	25	11
	Rural	18	13
<b>Total</b>		<b>97</b>	<b>40</b>

The majority of community available courts in Birmingham are located in Area 3 (77 courts); the least are located in Area 2 (21 courts). In Solihull, the majority of community available courts are located in the Central Analysis Area (54 courts). The Rural Analysis Area (18 courts) contains the lowest number.

Figures 10.1 and 10.2 overleaf show the location of all courts currently servicing Birmingham and Solihull regardless of community use. For a key to the maps, see Table 10.2.

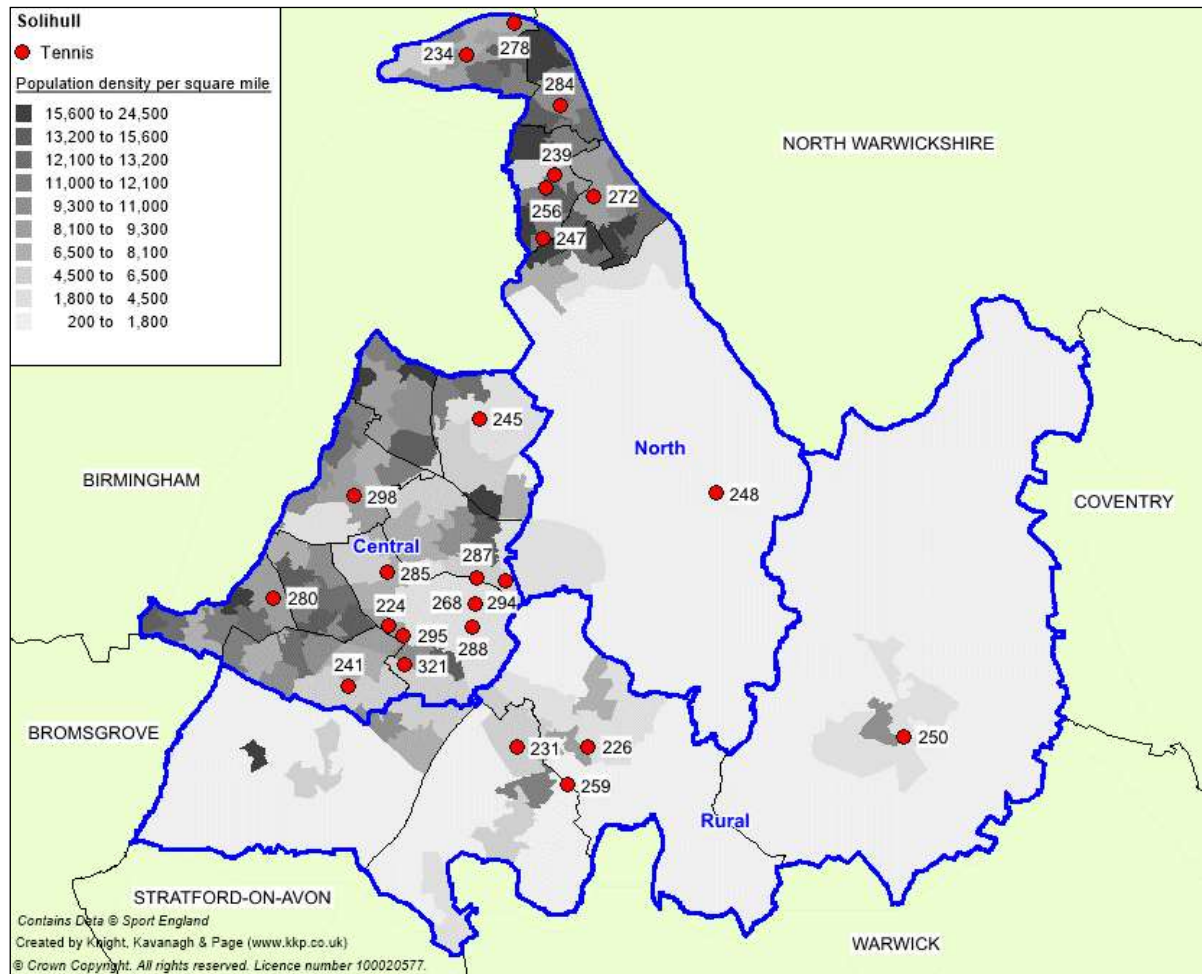
# BIRMINGHAM & SOLIHULL PLAYING PITCH ASSESSMENT

Figure 10.1: Location of tennis courts in Birmingham



# BIRMINGHAM & SOLIHULL PLAYING PITCH ASSESSMENT

Figure 10.2: Location of tennis courts in Solihull



## BIRMINGHAM & SOLIHULL PLAYING PITCH ASSESSMENT

Table 10.2: Tennis courts in Birmingham and Solihull

Local authority	Site ID	Site name	Postcode	Analysis area	Management	Community use?	No. of courts	Floodlit?	Court type	Quality
Birmingham	21	Bishop Vesey's Grammar School	B74 2NH	Area 1	School	Yes	4	No	Macadam	Standard
	55	Fairfax School	B75 7JT	Area 1	School	No	2	No	Macadam	Poor
	96	John Willmott School	B75 7DY	Area 1	School	No	4	No	Macadam	Poor
	113	Kingsbury Community Leisure	B24 8RE	Area 1	School	No	1	No	Macadam	Poor
	137	New Hall Spa and Health Club	B76 1QX	Area 1	Private	Yes	1	Yes	Macadam	Standard
	160	Rookery Park	B24 8BJ	Area 1	Council	Yes	2	No	Macadam	Standard
	187	Sutton Coldfield Grammar School for Girls	B73 5PT	Area 1	School	Yes	4	No	Macadam	Poor
	318	Sutton United Tennis Club	B75 6JL	Area 1	Club	Yes	2	Yes	Artificial turf	Good
	380	Pype Hayes Park	B24 0HG	Area 1	Council	Yes	4	No	Macadam	Poor
	381	Brookvale Park	B23 7YT	Area 1	Council	Yes	2	No	Macadam	Poor
	389	Wylde Green Church Tennis Club	B73 5SW	Area 1	Club	No	2	No	Macadam	Poor
	390	Goldieslie Club	B73 5PF	Area 1	Club	Yes	2	No	Macadam	Good
	394	Four Oaks Tennis Club	B74 2QR	Area 1	Club	Yes	5	Yes	Artificial turf	Good
							4	No	Macadam	Good
							2	No	Clay	Standard
	395	Tudor Road	B13 8HA	Area 1	Council	Yes	4	No	Clay	Poor
	396	Penns Tennis Club	B76 2QA	Area 1	Club	Yes	7	Yes	Macadam	Good
							2	Yes	Clay	Good
	397	Queen's Park	B32 2LA	Area 1	Council	Yes	3	No	Macadam	Poor
	398	Boldmere Tennis Club	B73 5DR	Area 1	Club	Yes	4	Yes	Macadam	Good
	402	Highclare School	B23 6QL	Area 1	School	No	2	No	Macadam	Poor
	411	Little Aston Tennis Club	B74 3UF	Area 1	Club	Yes	3	No	Clay	Standard
	37	Cardinal Wiseman Catholic Technology College	B44 9SR	Area 2	School	No	4	No	Macadam	Poor
	46	David Lloyd Club (Birmingham)	B44 9ER	Area 2	Private	Yes	5	No	Artificial turf	Good
	74	Hamstead Hall Academy	B20 1HL	Area 2	School	No	3	No	Macadam	Poor
	87	Holford Drive Community Sports Hub	B42 2TU	Area 2	Trust	Yes	4	Yes	Macadam	Good
	92	Holyhead School	B21 0HN	Area 2	School	No	3	Yes	Macadam	Poor
	97	King Edward VI Aston School	B6 6LS	Area 2	School	No	4	No	Macadam	Poor
	100	King Edward VI Handsworth School	B21 9AR	Area 2	School	No	12	No	Macadam	Poor
	115	Laurel Road Community Sports Centre	B21 9PB	Area 2	Commercial	Yes	3	No	Macadam	Good
	172	Springfield Tennis and Squash Club	B20 2ER	Area 2	Club	Yes	2	Yes	Artificial turf	Good
							1	No	Macadam	Standard
	185	Summerfield Park	B18 4NY	Area 2	Council	Yes	2	No	Macadam	Poor
	391	Hamstead Lawn Tennis Club	B20 2NT	Area 2	Club	Yes	3	No	Macadam	Good
	404	Perry Beeches Academy	B42 2PY	Area 2	School	No	4	No	Macadam	Poor
	6	Ark Kings Academy	B38 9DE	Area 3	School	No	6	No	Macadam	Poor
	15	Bartley Green Community Leisure Centre	B32 3QJ	Area 3	Council	No	6	No	Macadam	Poor
	20	Billesley Indoor Tennis Centre	B13 0ST	Area 3	Club	Yes	8	Yes	Macadam	Good
	26	Bournville School and Sixth Form Centre	B30 1QJ	Area 3	School	No	6	No	Macadam	Poor
	35	Cadbury Sixth Form College	B38 8QT	Area 3	School	No	2	No	Macadam	Poor
50	Edgbaston High School for Girls	B15 3TS	Area 3	School	Yes	3	Yes	Macadam	Standard	

**BIRMINGHAM & SOLIHULL  
PLAYING PITCH ASSESSMENT**

Local authority	Site ID	Site name	Postcode	Analysis area	Management	Community use?	No. of courts	Floodlit?	Court type	Quality
	51	Edgbaston Priory Club	B15 2UZ	Area 3	Club	Yes	8	No	Grass	Standard
							4	Yes	Artificial turf	Good
							3	No	Artificial turf	Good
							4	Yes	Clay	Good
							2	No	Macadam	Good
							1	Yes	Macadam	Good
	56	Edgbaston Archery and Lawn Tennis Society	B23 6PR	Area 3	Club	Yes	6	No	Grass	Standard
							4	No	Clay	Standard
							2	Yes	Artificial turf	Standard
	62	Frankley Community High School	B45 0EU	Area 3	School	No	3	No	Macadam	Poor
	99	King Edward VI Five Ways School	B32 4BT	Area 3	School	No	4	Yes	Macadam	Poor
	101	King Edward VI High School for Girls	B15 2UB	Area 3	School	No	4	No	Macadam	Poor
							5	No	Macadam	Good
	109	King's Heath Cricket and Sports Club	B14 6DT	Area 3	Club	Yes	3	Yes	Artificial turf	Good
	119	Lordswood Schools	B17 8BJ	Area 3	School	Yes	5	Yes	Macadam	Standard
	167	Shenley Academy	B29 4HE	Area 3	School	No	4	Yes	Macadam	Poor
							4	No	Macadam	Poor
	182	St Paul's School for Girls	B16 9SL	Area 3	School	No	4	No	Macadam	Poor
	191	Swanshurst School	B13 0TW	Area 3	School	No	8	No	Macadam	Poor
	196	The Priory School	B15 2UR	Area 3	School	No	5	No	Macadam	Poor
	315	West Midlands Police Sports and Social Club (Tally Ho)	B5 7RN	Area 3	Private	Yes	3	No	Artificial turf	Good
	382	Weoley Hill Tennis Club	B29 4AR	Area 3	Club	Yes	4	No	Macadam	Good
							2	Yes	Artificial turf	Good
	384	Bournville Park	B30 2LP	Area 3	Council	Yes	2	No	Macadam	Poor
	385	Lordswood Tennis Club	B17 8AN	Area 3	Club	Yes	5	Yes	Macadam	Good
	386	Moorpool Tennis Club	B17 9HN	Area 3	Club	Yes	2	Yes	Macadam	Good
	388	Woodlands Northfield Tennis Club	B31 2DX	Area 3	Club	Yes	2	No	Macadam	Good
	399	Cotteridge Park	B30 2HY	Area 3	Council	Yes	2	No	Macadam	Poor
	400	Kings Norton Tennis Club	B38 8RE	Area 3	Club	Yes	3	Yes	Macadam	Good
	403	Turves Green Boys' School	B31 4BS	Area 3	School	No	3	No	Macadam	Poor
	405	Harborne Academy	B15 3JL	Area 3	School	No	5	No	Macadam	Standard
	406	Hillcrest School	B32 3AE	Area 3	School	No	6	No	Macadam	Poor
	407	Kings Norton Girls School	B30 1HW	Area 3	School	No	6	No	Macadam	Standard
	410	Circle Tennis Club	B17 9DY	Area 3	Club	Yes	2	No	Macadam	Standard
	4	Archbishop Ilsley Catholic Technology College	B27 7XY	Area 4	School	Yes	2	Yes	Artificial turf	Standard
	16	Beechcroft Tennis and Multi Sports Club	B28 9ER	Area 4	Club	Yes	3	No	Artificial turf	Good
	39	Cockshut Hill Technology College Grass Pitches	B26 2AU	Area 4	School	No	3	No	Macadam	Standard
	64	Gilberstone Recreation Ground	B26 1TJ	Area 4	Council	Yes	3	No	Macadam	Standard
	98	King Edward VI Camp Hill School for Boys	B14 7QJ	Area 4	School	No	7	No	Macadam	Good
	102	King Edward VI Sheldon Heath Academy	B26 2RZ	Area 4	School	Yes	3	No	Macadam	Good
	134	Moseley School Health and Fitness Centre	B13 9LR	Area 4	School	Yes	5	No	Macadam	Poor
	155	Queensbridge School	B13 8QB	Area 4	School	No	1	No	Macadam	Standard
	211	Waverley Studio College	B9 5QA	Area 4	School	No	2	No	Macadam	Poor
	221	Yardleys School	B11 3EY	Area 4	School	No	3	No	Macadam	Poor
	328	King Edward VI Camp Hill School for Girls	B14 7QJ	Area 4	School	No	6	No	Macadam	Good
	377	Yardley Tennis Club	B26 2AH	Area 4	Club	Yes	3	Yes	Macadam	Good



**BIRMINGHAM & SOLIHULL  
PLAYING PITCH ASSESSMENT**

Local authority	Site ID	Site name	Postcode	Analysis area	Management	Community use?	No. of courts	Floodlit?	Court type	Quality
	378	Moseley Tennis Club	B13 9QT	Area 4	Club	Yes	4	Yes	Clay	Good
							2	Yes	Macadam	Good
							2	No	Macadam	Good
	379	Hall Green Tennis Club	B28 0AR	Area 4	Club	Yes	6	Yes	Artificial turf	Good
	387	Cannon Hill Park	B13 8RD	Area 4	Council	Yes	3	No	Macadam	Good
							2	Yes	Macadam	Good
401	Hodge Hill Girls School	B36 8EY	Area 4	School	No	5	No	Macadam	Poor	
409	Moseley Park	B13 8DJ	Area 4	Council	Yes	5	No	Clay	Standard	
<b>Solihull</b>	224	Alderbrook School	B91 1SN	Central	School	Yes	5	No	Macadam	Poor
	241	David Lloyd Club (Solihull Cranmore)	B90 4AL	Central	Private	Yes	2	No	Artificial turf	Standard
	245	Elmdon Park	B92 2EY	Central	Council	Yes	2	No	Macadam	Poor
	268	Malvern Park	B91 3DW	Central	Council	Yes	4	No	Macadam	Poor
	280	Shirley Park	B90 2DH	Central	Council	Yes	4	No	Macadam	Standard
	287	Solihull School	B91 3DJ	Central	School	No	8	No	Artificial turf	Standard
							4	No	Macadam	Good
	288	Solihull Sixth Form College	B91 3WR	Central	School	No	4	No	Macadam	Good
	294	Tippetts Field	B91 2PF	Central	Club	Yes	6	Yes	Artificial turf	Good
	295	Tudor Grange Academy	B91 3PD	Central	School	Yes	4	No	Macadam	Standard
	298	West Warwickshire Sports Club	B91 1DA	Central	Club	Yes	7	Yes	Artificial turf	Good
	321	Blossomfield Sports Club	B91 3JY	Central	Club	Yes	3	No	Macadam	Standard
							2	Yes	Clay	Good
							2	Yes	Artificial turf	Good
	329	Sharman's Cross	B91 1RG	Central	Club	Yes	13	Yes	Artificial turf	Good
	234	Castle Bromwich Playing Fields	B39 9PB	North	Parish Council	Yes	2	No	Macadam	Good
	239	CTC Kinghurst Academy	B37 6NU	North	School	Yes	4	Yes	Macadam	Good
	247	Grace Academy	B37 5JS	North	School	No	4	No	Macadam	Poor
	248	Hampton In Arden Sports Club	B92 0DQ	North	Club	Yes	5	Yes	Artificial turf	Good
	256	John Henry Newman Catholic College	B37 5GA	North	School	Yes	4	No	Macadam	Poor
	272	Meriden Park	B37 5SD	North	Council	Yes	2	No	Macadam	Poor
	278	Park Hall Academy	B36 9HF	North	School	No	3	No	Macadam	Good
							4	No	Macadam	Poor
	284	Smith's Wood Sports College	B36 0UE	North	School	Yes	3	No	Macadam	Poor
	408	Marston Green Lawn Tennis Club	B37 7BS	North	Club	Yes	3	No	Macadam	Standard
							2	Yes	Artificial turf	Standard
	226	Arden Academy Trust	B93 0PT	Rural	School	No	6	No	Macadam	Poor
	231	Bentley Heath Recreation Ground	B93 9AN	Rural	Council	Yes	2	No	Macadam	Standard
	250	Heart of England School	CV7 7FW	Rural	School	No	7	No	Macadam	Poor
	259	Knowle and Dorridge Racquets Club	B93 0PJ	Rural	Club	Yes	8	Yes	Artificial turf	Good
	306	Berkswell and Balsall Common Sports Association	CV7 7GE	Rural	Club	Yes	4	Yes	Artificial turf	Good
							2		Clay	Good
	412	Knowle Park	B93 9HT	Rural	Council	Yes	2	No	Macadam	Standard

## BIRMINGHAM & SOLIHULL PLAYING PITCH ASSESSMENT

### *Additional supply*

Both Billesley Indoor Tennis Centre and Priory Indoor Tennis Centre (also known as Edgbaston Priory Club) provide indoor tennis courts in Birmingham. The former provides six whereas the latter provides eight, six of which have recently been developed. In Solihull, three indoor tennis courts are available for hire at Tudor Grange Leisure Centre.

Although indoor courts are not included within this report, it is acknowledged that such provision caters for a certain level of demand, especially during winter months, albeit generally at a higher cost.

### *Future developments*

Summerfield Park is currently undergoing a refurbishment that will involve improvements being made to the tennis courts. This is expected to be completed this spring (2017).

Similarly, the courts at Pype Hayes Park are currently being resurfaced, with completion expected in April 2017 following LTA and Sport England funding.

Gilberstone Recreation Ground will also have its courts resurfaced this year following LTA funding.

The University of Birmingham reports an aspiration to develop up to eight tennis courts within its Bournbrook Campus as part of wider site development plans. The University is currently without tennis provision.

### *Management*

The majority of courts in both Birmingham and Solihull are managed by clubs. This is in part due to the large number of clubs serviced and due to club sites generally providing more courts than council, school and private sites.

*Table 10.3: Summary of court management*

Local authority	Analysis area	Council	Club	Education	Private
<b>Birmingham</b>	Area 1	15	31	8	1
	Area 2	2	11	-	8
	Area 3	4	65	5	3
	Area 4	13	22	10	-
<b>Total</b>		<b>34</b>	<b>119</b>	<b>23</b>	<b>12</b>
<b>Solihull</b>	Central	10	33	9	2
	North	4	10	11	-
	Rural	4	14	-	-
<b>Total</b>		<b>18</b>	<b>57</b>	<b>20</b>	<b>2</b>



## BIRMINGHAM & SOLIHULL PLAYING PITCH ASSESSMENT

### **Security of tenure**

In Birmingham, Edgbaston Archery & Lawn Tennis Society reports that the lease of its site of the same name expired in 2015 and the Club has been unable to acquire an extension from Calthorpe Estates although it is still granted access. The Club has an aspiration to resurface some of the courts but has been unable to raise funds due to having no security of tenure. A recent funding bid to the LTA was also unsuccessful because of this.

Woodlands Northfield Tennis Club also has unsecure tenure of its site as its lease from Bournville Village Trust expires in 2020. It is therefore recommended that this agreement is extended to at least 25 years.

### **Court type**

The majority of community available courts in both Birmingham and Solihull have a macadam surface. The estimated lifespan of a macadam court is ten years, depending on levels of use and maintenance regimes. To ensure courts can continue to be used beyond this time frame, it is recommended that a sinking fund is put into place for eventual refurbishment. The LTA reports that this should cost £1,200 a year per macadam court (which includes ongoing maintenance costs).

In addition to the macadam courts, there are 14 grass, 42 artificial turf and 30 clay courts in Birmingham and 49 artificial turf and four clay courts within Solihull. The large majority of these courts are found at club sites, especially in relation to the grass and clay courts which are rare throughout the country. In Birmingham, all grass courts are located at Edgbaston Priory Club and Edgbaston Archery and Lawn Tennis Society, whereas clay courts are at those two sites as well as at Little Aston, Moseley, Moorpool, Four Oaks and Penns tennis clubs and Moseley Park. The clay courts in Solihull are located at Blossomfield Sports Club and Berkswell and Balsall Common Sports Association.

*Table 10.4: Summary of court surface*

Local authority	Analysis area	Macadam	Grass	Artificial turf	Clay
<b>Birmingham</b>	Area 1	37	-	7	11
	Area 2	14	-	7	-
	Area 3	36	14	17	10
	Area 4	25	-	11	9
<b>Total</b>		<b>112</b>	<b>14</b>	<b>42</b>	<b>30</b>
<b>Solihull</b>	Central	22	-	30	2
	North	18	-	7	-
	Rural	4	-	12	2
<b>Total</b>		<b>44</b>	<b>0</b>	<b>49</b>	<b>4</b>

# BIRMINGHAM & SOLIHULL PLAYING PITCH ASSESSMENT

## ***Floodlighting***

There are a comparatively high number of courts in both Birmingham and Solihull serviced by floodlighting. In Birmingham, 89 courts are floodlit across 21 sites, whereas 55 courts are floodlit in Solihull across ten sites. Floodlit courts enable use throughout the year and is identified by the LTA as being particularly key for club development as floodlit courts have greater capacity than non-floodlit courts.

The majority of floodlit courts are located at club and private/commercial sites, although some school sites are also serviced. The only council site in Birmingham to provide floodlighting is Cannon Hill Park; no council sites in Solihull provide floodlighting.

## ***Quality***

Of tennis courts that are available for community use in Birmingham, 119 (60%) are assessed as good quality, 51 (26%) are assessed as standard quality and 28 (14%) are assessed as poor quality.

*Table 10.5: Summary of court quality in Birmingham*

<b>Good</b>	<b>Standard</b>	<b>Poor</b>
119	51	28

The majority of good quality courts are identified at club sites, whereby maintenance is often more frequent and the fenced off nature of the provision deters unofficial use. Examples of good quality courts includes those at Edgbaston Priory Club, Yardley Tennis Club and Moseley Tennis Club.

In contrast, the following sites contain poor quality courts (please note that this does not include courts set to be redeveloped):

- ◀ Bournville Park
- ◀ Cotteridge Park
- ◀ Queen's Park
- ◀ Tudor Road
- ◀ Brookvale Park
- ◀ Moseley School Health and Fitness Centre
- ◀ Sutton Coldfield Grammar School for Girls

The majority of these are managed by the Council or by a school. Issues surrounding these courts include poor grip underfoot, worn line markings and loose gravel. The maintenance of such courts is also considered to be basic and infrequent, as opposed to club maintained courts which tend to receive more specialised and dedicated work.

Improving park courts is a national priority for the LTA; however, it reports that unless tennis courts are operated with a clear business model and supported by ancillary facilities such as toilets, a café and floodlighting (where appropriate), it becomes difficult to operate a sustainable tennis venue. The LTA also advocates that sites with a minimum of four courts are likely to be more sustainable than those with fewer courts.

Of tennis courts that are available for community use in Solihull, 55 (57%) are assessed as good quality, 22 (22%) are assessed as standard quality and 20 (21%) are assessed as poor quality.

## BIRMINGHAM & SOLIHULL PLAYING PITCH ASSESSMENT

Table 10.6: Summary of court quality in Solihull

Good	Standard	Poor
55	22	20

As with Birmingham, the majority of good quality courts in Solihull are identified at club sites such as Knowle and Dorridge Racquets Club, Blossomfield Sports Club and Hampton-in-Arden Sports Club, although Castle Bromwich Playing Fields and CTC Kinghurst Academy are also considered to contain good quality courts.

In contrast, the following sites contain poor quality courts:

- ◀ Alderbrook School
- ◀ John Henry Newman Catholic College
- ◀ Meridan Park
- ◀ Elmdon Park
- ◀ Malvern Park
- ◀ Smith's Wood Sports College

Issues surrounding these courts include poor grip underfoot, worn line markings and loose gravel, as well as poor drainage that is prevalent at Alderbrook School.

In addition, please note that many courts unavailable for community use are also assessed as poor quality and in many instances it is the quality of these courts that prevents the provider from taking lettings, particularly at school sites. In Birmingham, 127 courts across 30 sites are unavailable for community use and assessed as poor quality and the same applies to 29 courts across five sites in Solihull.

For a full breakdown of quality ratings, please refer to Table 10.2.

### Over markings

Nationally, many tennis courts outside of club sites are over marked, normally by netball courts but also occasionally by basketball courts and informal football courts. Such over markings can affect quality through excess use and also limit availability for tennis purposes, especially if they are used formally for netball which is often the case at school sites. The table below indicates community available sites that contain over marked tennis courts in both Birmingham and Solihull.

Table 10.7: Summary of over marked courts

Birmingham	Solihull
Bishop Ilsey Catholic Technology College	Alderbrook School
Beechcroft Tennis and Multi Sports Club	Bentley Heath Recreation Ground
Billesley Indoor Tennis Centre	CTC Kinghurst Academy
Bishop Vesey's Grammar School	John Henry Newman Catholic College
David Lloyd Club (Birmingham)	Meridan Park
King Edward VI Sheldon Heath Academy	Tudor Grange Academy
Laurel Road Community Sports Centre	
Moseley School Health and Fitness Centre	
Rookery Park	
Summerfield Park	
Sutton Coldfield Grammar School for Girls	
West Midlands Police Sports and Social Club	

# BIRMINGHAM & SOLIHULL PLAYING PITCH ASSESSMENT

## **Mini tennis**

Mini tennis is aimed at children between three and ten years old, offering a gateway into the sport with smaller courts, nets and racquets and lower bouncing balls. There are four stages of mini tennis: Tots, Red, Orange and Green, each with their own court size and type of ball. This tailored approach enables players to develop vital skills and techniques at an early age.

Mini tennis courts are identified in Birmingham at Billesley Indoor Tennis Centre, Edgbaston Priory Club, Holford Drive Community Sports Hub, Moseley Tennis Club and Penns Tennis Club. In Solihull, mini tennis courts are located at Bentley Heath Recreation Ground.

## **7.3: Demand**

### **Competitive tennis**

There are 26 tennis clubs identified in Birmingham and eight tennis clubs identified in Solihull, as seen in the table below.

Table 10.8: Summary of clubs

<b>Birmingham</b>	<b>Solihull</b>
Beechcroft Tennis Club	Berkswell & Balsall Common Tennis Club
Billesley Indoor Tennis Club	Blossomfield Tennis Club
Boldmere Tennis Club	Hampton-in-Arden Tennis Club
Bournville Tennis Club	Knowle & Dorridge Racquets Tennis Club
Chantry Tennis Club	Marston Green Tennis Club
Circle Tennis Club	Solihull Arden Tennis Club
Edgbaston Priory Tennis Club	Solihull Tennis Club
Four Oaks Tennis Club	West Warwickshire Sports Tennis Club
Goldieslie Tennis Club	
Hall Green Tennis Club	
Hamstead Lawn Tennis Club	
Hamstead Diamonds Tennis Club	
King's Heath Tennis Club	
King's Norton Tennis Club	
Lordswood Tennis Club	
Moorpool Tennis Club	
Moseley Tennis Club	
Penns Tennis Club	
Springfield Tennis Club	
Streetly Lawn Tennis Club	
Sutton United Tennis Club	
Weoley Hill Tennis Club	
Woodlands Northfield Tennis Club	
West Midlands Police Sports Tennis Club	
Wylde Green Church Tennis Club	
Yardley Tennis Club	

## BIRMINGHAM & SOLIHULL PLAYING PITCH ASSESSMENT

---

The majority of these clubs field teams in the following leagues:

- ◀ Birmingham Area Tennis League
- ◀ Metropolitan Summer Tennis League
- ◀ The Spring Tennis League
- ◀ Warwickshire Tennis League

Consultation with the Metropolitan Summer League discovered that it consists of 13 divisions and 110 teams, all of which are fielded by Birmingham and Solihull based clubs with the exception of one (which is a Walsall based team). The divisions are separated into three categories: men's, women's and mixed.

The Spring League is run by the same organisation and consists of three mixed leagues.

The Birmingham Area Tennis League consists of nine divisions for men and eight divisions for women. Last season, there were 81 men's teams and 67 women's teams competing, the majority of which are from Birmingham and Solihull based clubs although some Walsall and Coventry demand is also catered for.

The Warwickshire Tennis League runs four separate competitions; a veteran's men's league, a veteran's women's league, a winter league and a players championship. Around 50% of participation in these leagues comes from Birmingham and Solihull based clubs with the remainder coming from local authorities within Warwickshire.

### *Birmingham Parks Tennis League*

The Birmingham Parks Tennis League caters for Birmingham and Solihull albeit individuals enter rather than clubs. Each player that enters is put into a league structure and has to arrange a fixture with each other person in the league within a designated timeframe. All matches should be played at Canon Hill Park, free of charge. Last season, 61 players entered and this is expected to increase year-on-year for the foreseeable future.

The League reports that in 2015 it received funding from the LTA to refurbish the five courts at Canon Hill Park, thus contributing to the site being assessed as good quality. There is potential for similar refurbishments in other parks across Birmingham; however, the League does not state which its preferred sites are.

### **Informal tennis**

It is considered that all non-club courts in Birmingham and Solihull have spare capacity for a growth in demand, although this is difficult to quantify as use is not recorded due to the open access nature of sites. All council courts in both Birmingham and Solihull are currently free to use and the majority of current use is assumed to take place throughout the summer months, especially following Wimbledon.

## **BIRMINGHAM & SOLIHULL PLAYING PITCH ASSESSMENT**

---

The LTA has recently set up an initiative to change the way in which people access council courts. Instead of providing free access, some local authorities are now securing their courts as per a membership scheme that allows members access through the use of an access control system following payment of an hourly court hire or annual subscription. The LTA is working in partnership with ClubSpark and CIA Fire and Security to provide this, allowing courts to be booked and paid for online. A unique access code is then generated that the user enters at the court gate on a keypad to access the courts. This is a major improvement to the customer journey and provides clear revenue to reinvest into the courts. It also allows official use of courts to be tracked, thus providing data on how often courts are being accessed and by who to build a customer database. Nevertheless, some investment may be required to bring courts up to standard and install the access technology before the initiative can be rolled out.

None of the educational providers in either Birmingham or Solihull report any regular demand from the community for tennis with the exception of those that are also serviced by an onsite leisure centre. It is believed by the remaining schools that the lack of demand is a direct result of other courts being available for free, meaning the community is less likely to pay a hire charge for the use of their courts.

### **7.4: Supply and demand analysis**

The LTA suggests that a non-floodlit court can accommodate a maximum of 40 members, whereas a floodlit court can accommodate 60 members. Any club that is exceeding such membership figures may therefore require access to additional courts or additional floodlighting.

Precedence should also be placed on improving quality at all club sites that are not currently rated as good as well as improving quality at council and school sites to an adequate standard for informal play and curricular activity.

## BIRMINGHAM & SOLIHULL PLAYING PITCH ASSESSMENT

---

### Tennis summary - Birmingham

- ◀ A total of 347 tennis courts are identified across 78 sites. Of the courts, 198 are available for community use across 45 sites.
- ◀ In addition to outdoor courts, indoor courts are also provided at Billesley Indoor Tennis Centre and Priory Indoor Tennis Centre.
- ◀ The University of Birmingham reports an aspiration to develop up to eight tennis courts within its Bournbrook Campus.
- ◀ Courts at Summerfield Park, Pype Hayes Park and Gilberston Recreation Ground are being developed this year (2017).
- ◀ The majority of courts are managed by clubs, in part due to the large number of clubs serviced and due to club sites generally providing more courts than council, school and private sites.
- ◀ Edgbaston Archery & Lawn Tennis Society reports that the lease of its site expired in 2015 and the Club has been unable to acquire an extension from Calthorpe Estates although it is still granted access.
- ◀ In addition to macadam courts, there are 14 grass, 42 artificial turf and 30 clay courts.
- ◀ There are 89 courts serviced by floodlighting, which is a comparatively high number compared to most other local authorities.
- ◀ Of courts that are available for community use, 119 (60%) are assessed as good quality, 51 (26%) are assessed as standard quality and 28 (14%) are assessed as poor quality.
- ◀ There are 26 clubs identified, the majority of which field teams in the Birmingham Area Tennis League, the Metropolitan Summer League the Spring Tennis League and the Warwickshire Tennis League.
- ◀ The Birmingham Parks Tennis League also caters for demand albeit individuals enter rather than teams.
- ◀ The LTA suggests that a non-floodlit court can accommodate a maximum of 40 members, whereas a floodlit court can accommodate 60 members. Any club that is exceeding such membership figures may therefore require access to additional courts or additional floodlighting.

### Tennis summary – Solihull

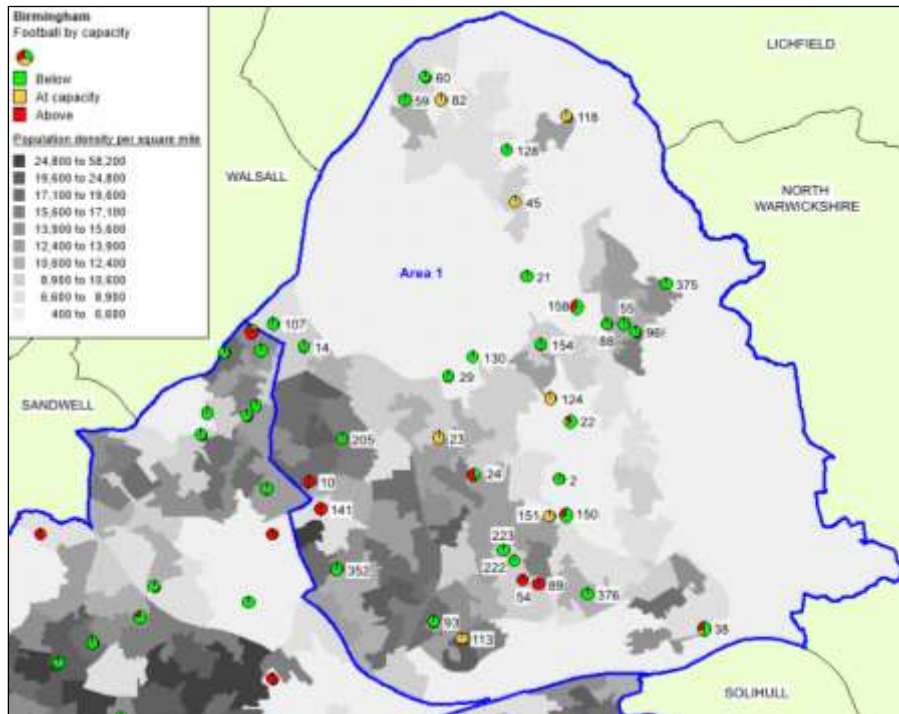
- ◀ A total of 137 tennis courts are identified across 26 sites. Of the courts, 97 are available for community use across 20 sites.
- ◀ In addition to outdoor courts, indoor courts are also provided at Tudor Grange Leisure Centre.
- ◀ The majority of courts are managed by clubs, in part due to the large number of clubs serviced and due to club sites generally providing more courts than council, school and private sites.
- ◀ In addition to macadam courts, there are 49 artificial turf and four clay courts.
- ◀ There are 55 courts serviced by floodlighting, which is a comparatively high number compared to most other local authorities.
- ◀ Of courts that are available for community use, 55 (57%) are assessed as good quality, 22 (22%) are assessed as standard quality and 20 (21%) are assessed as poor quality.
- ◀ There are eight clubs identified, the majority of which field teams in the Birmingham Area Tennis League, the Metropolitan Summer League the Spring Tennis League and the Warwickshire Tennis League.
- ◀ The Birmingham Parks Tennis League also caters for demand albeit individuals enter rather than teams.
- ◀ The LTA suggests that a non-floodlit court can accommodate a maximum of 40 members, whereas a floodlit court can accommodate 60 members. Any club that is exceeding such membership figures may therefore require access to additional courts or additional floodlighting.



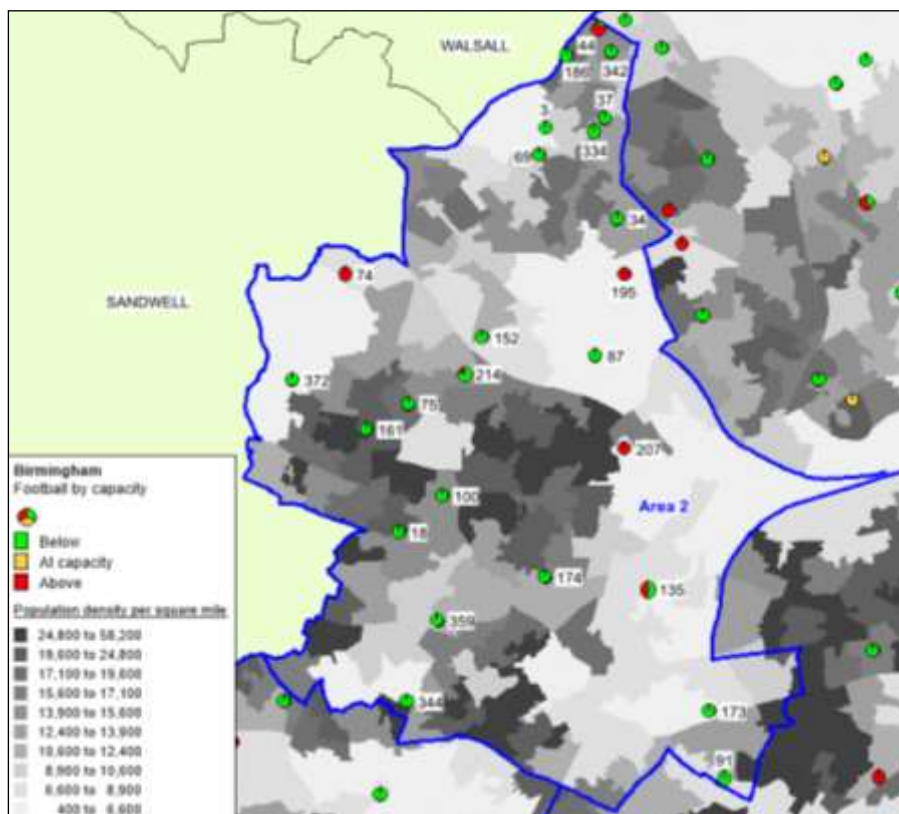
# BIRMINGHAM & SOLIHULL PLAYING PITCH ASSESSMENT

## APPENDIX 1: AREA-BY-AREA FOOTBALL MAPS

### Area 1:

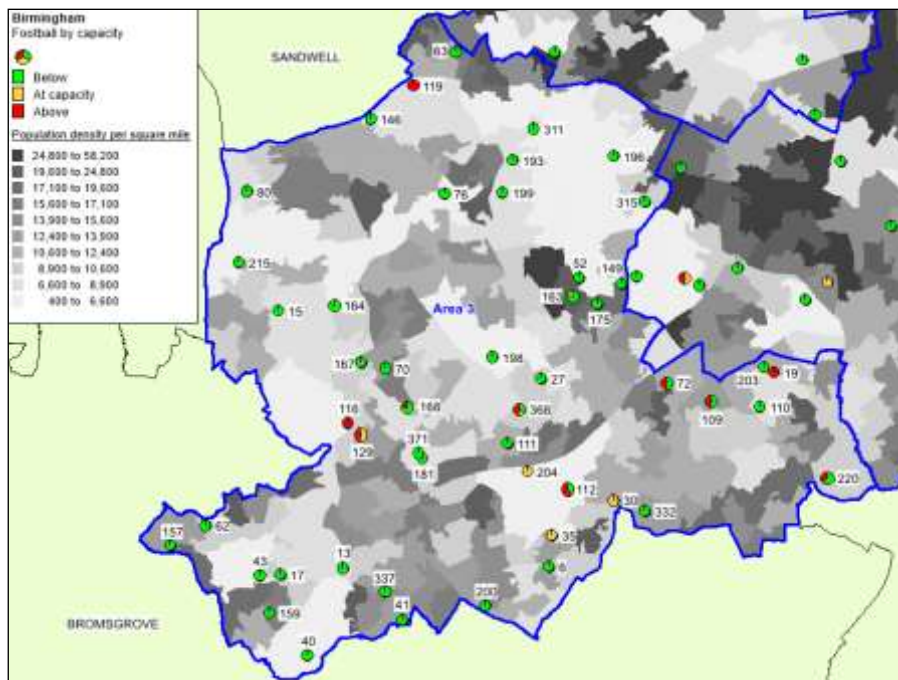


### Area 2:

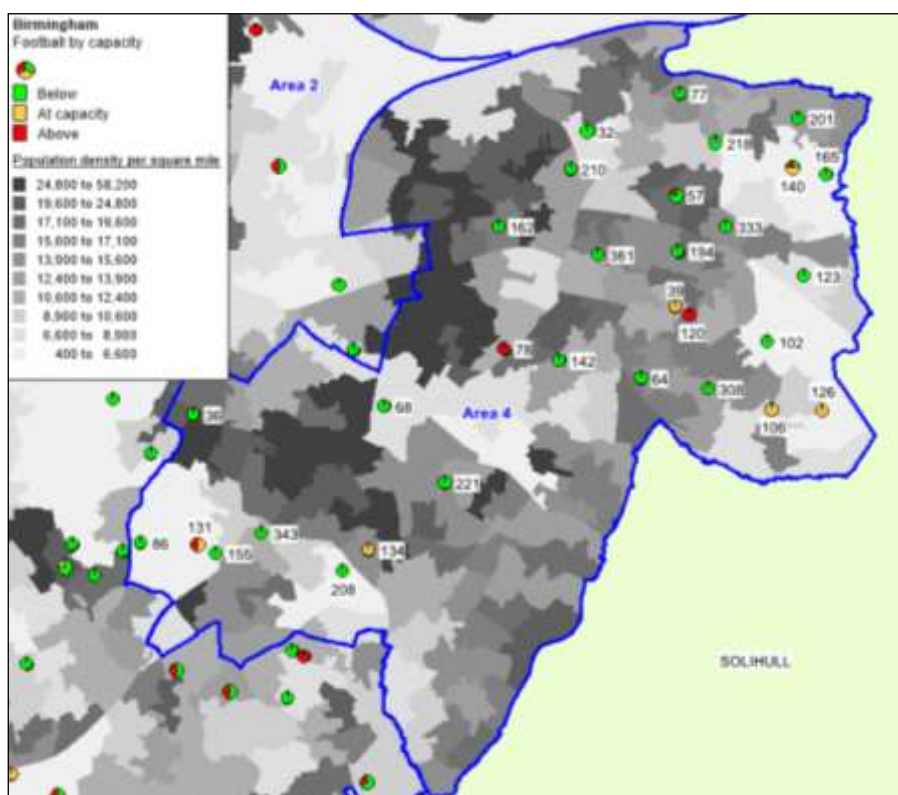


# BIRMINGHAM & SOLIHULL PLAYING PITCH ASSESSMENT

## Area 3:

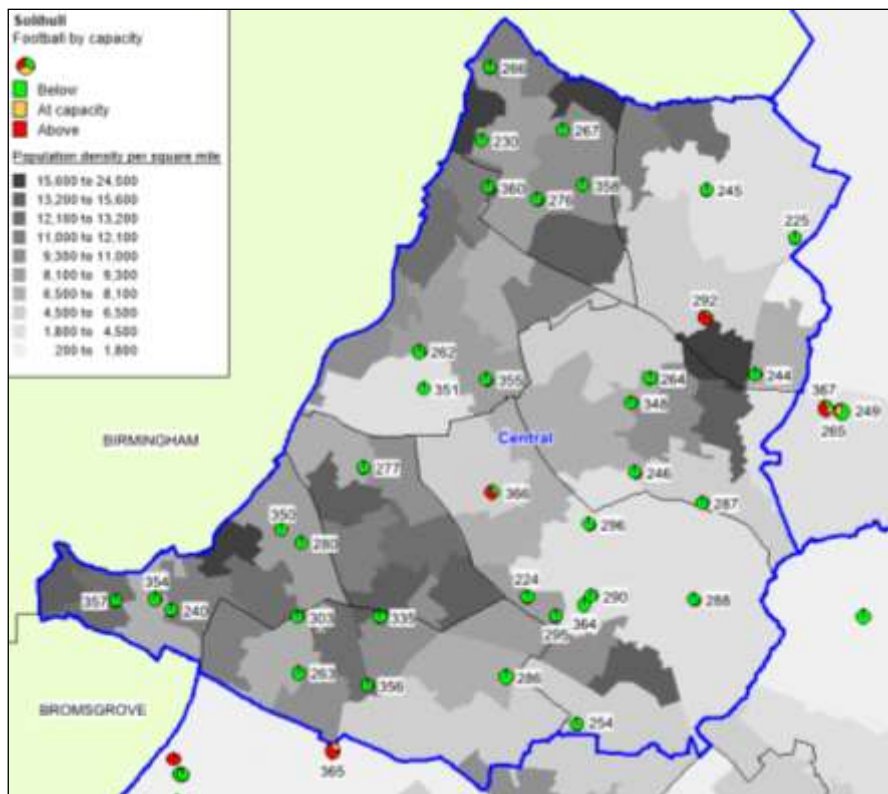


## Area 4:

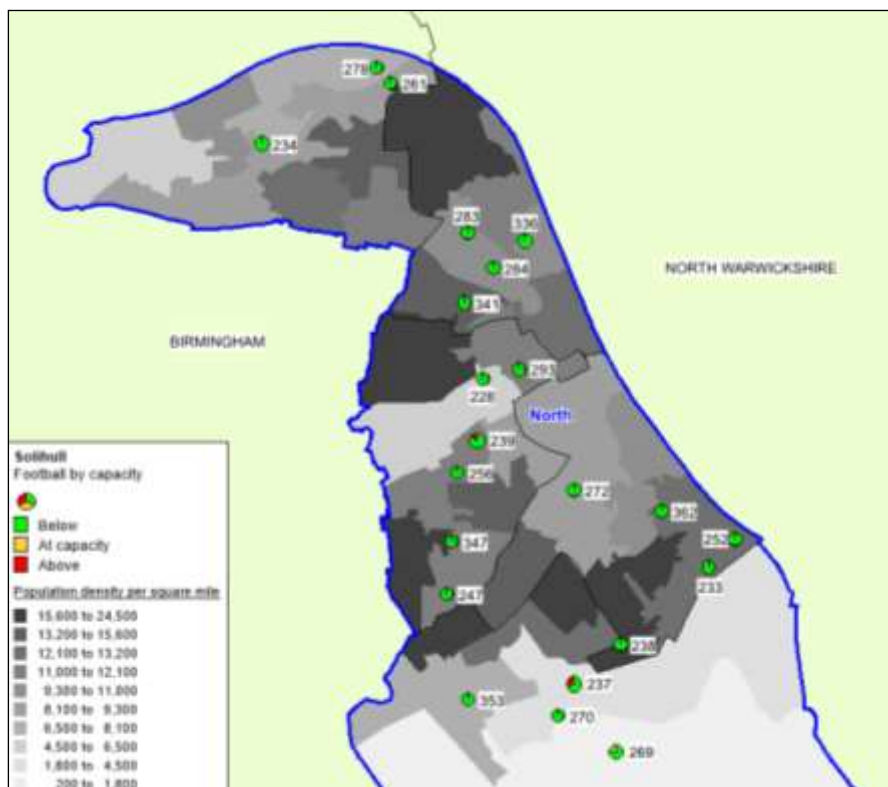


# BIRMINGHAM & SOLIHULL PLAYING PITCH ASSESSMENT

## Central Analysis Area:



## North Analysis Area:



## APPENDIX 2: SPORTING CONTEXT

The following section outlines a series of national, regional and local policies pertaining to the study and which will have an important influence on the Strategy.

### National context

The provision of high quality and accessible community outdoor sports facilities at a local level is a key requirement for achieving the targets set out by the Government and Sport England. It is vital that this strategy is cognisant of and works towards these targets in addition to local priorities and plans.

### ***Department of Media Culture and Sport Sporting Future: A New Strategy for an Active Nation (2015)***

The Government published its strategy for sport in December 2015. This strategy confirms the recognition and understanding that sport makes a positive difference through broader means and that it will help the sector to deliver five simple but fundamental outcomes: physical health, mental health, individual development, social and community development and economic development. In order to measure its success in producing outputs which accord with these aims it has also adopted a series of 23 performance indicators under nine key headings, as follows:

- ◀ More people taking part in sport and physical activity.
- ◀ More people volunteering in sport.
- ◀ More people experiencing live sport.
- ◀ Maximising international sporting success.
- ◀ Maximising domestic sporting success.
- ◀ Maximising domestic sporting success.
- ◀ A more productive sport sector.
- ◀ A more financially and organisationally sustainable sport sector.
- ◀ A more responsible sport sector.

### ***Sport England: Towards an Active Nation (2016-2021)***

Sport England has recently released its new five year strategy 'Towards an Active Nation'. The aim is to target the 28% of people who do less than 30 minutes of exercise each week and will focus on the least active groups; typically women, the disabled and people from lower socio-economic backgrounds.

Sport England will invest up to £30m on a plan to increase the number of volunteers in grassroots sport. Emphasis will be on working with a larger range of partners with less money being directed towards National Governing Bodies.

The Strategy will help deliver against the five health, social and economic outcomes set out in the Government's Sporting Future strategy.

- ◀ Physical Wellbeing
- ◀ Mental Wellbeing
- ◀ Individual Development
- ◀ Social & Community Development
- ◀ Economic Development



# BIRMINGHAM & SOLIHULL PLAYING PITCH ASSESSMENT

---

## ***National Planning Policy Framework***

The National Planning Policy Framework (NPPF) sets out planning policies for England. It details how these changes are expected to be applied to the planning system. It also provides a framework for local people and their councils to produce distinct local and neighbourhood plans, reflecting the needs and priorities of local communities.

The NPPF states the purpose of the planning system is to contribute to the achievement of sustainable development. It identifies that the planning system needs to focus on three themes of sustainable development: economic, social and environmental. A presumption in favour of sustainable development is a key aspect for any plan-making and decision-taking processes. In relation to plan-making the NPPF sets out that Local Plans should meet objectively assessed needs.

The 'promoting healthy communities' theme identifies that planning policies should be based on robust and up-to-date assessments of the needs for open space, sports and recreation facilities and opportunities for new provision. Specific needs and quantitative or qualitative deficiencies or surpluses in local areas should also be identified. This information should be used to inform what provision is required in an area.

As a pre-requisite the NPPF states existing open space, sports and recreation buildings and land, including playing fields, should not be built on unless:

- ◀ An assessment has been undertaken, which has clearly shown that the open space, buildings or land is surplus to requirements.
- ◀ The loss resulting from the proposed development would be replaced by equivalent or better provision in terms of quantity and quality in a suitable location.
- ◀ The development is for alternative sports and recreational provision, the needs for which clearly outweigh the loss.

In order for planning policies to be 'sound' local authorities are required to carry out a robust assessment of need for open space, sport and recreation facilities.

## ***The FA National Game Strategy (2015 – 2019)***

The Football Association's (FA) National Game Strategy provides a strategic framework that sets out key priorities, expenditure proposals and targets for the national game (i.e., football) over a four year period. The main issues facing grassroots football are identified as:

- ◀ Sustain and Increase Participation.
- ◀ Ensure access to education sites to accommodate the game.
- ◀ Help players to be the best that they can be and provide opportunities for them to progress from grassroots to elite.
- ◀ Recruit, retain and develop a network of qualified referees
- ◀ Support clubs, leagues and other competition providers to develop a safe, inclusive and positive football experience for everyone.
- ◀ Support Clubs and Leagues to become sustainable businesses, understanding and serving the needs of players and customers.
- ◀ Improve grass pitches through the pitch improvement programme to improve existing facilities and changing rooms.
- ◀ Deliver new and improved facilities including new Football Turf Pitches.
- ◀ Work with priority Local Authorities enabling 50% of mini-soccer and youth matched to be played on high quality artificial grass pitches.

# BIRMINGHAM & SOLIHULL PLAYING PITCH ASSESSMENT

---

## England and Wales Cricket Board (ECB) Cricket Unleashed 5 Year Plan

The England and Wales Cricket Board unveiled a new strategic five-year plan in 2016 (available at <http://www.cricketunleashed.com>). Its success will be measured by the number of people who play, follow or support the whole game.

The plan sets out five important headline elements and each of their key focuses, these are:

- ◀ **More Play** – make the game more accessible and inspire the next generation of players, coaches, officials and volunteers. Focus on:
  - *Clubs and leagues*
  - *Kids*
  - *Communities*
  - *Casual*
- ◀ **Great Teams** – deliver winning teams who inspire and excite through on-field performance and off-field behaviour. Focus on:
  - *Pathway*
  - *Support*
  - *Elite Teams*
  - *England Teams*
- ◀ **Inspired Fans** – put the fan at the heart of our game to improve and personalise the cricket experience for all. Focus on:
  - *Fan focus*
  - *New audiences*
  - *Global stage*
  - *Broadcast and digital*
- ◀ **Good Governance and Social Responsibility** – make decisions in the best interests of the game and use the power of cricket to make a positive difference. Focus on:
  - *Integrity*
  - *Community programmes*
  - *Our environments*
  - *One plan*
- ◀ **Strong Finance and Operations** – increase the game's revenues, invest our resources wisely and administer responsibly to secure the growth of the game. Focus on:
  - *People*
  - *Revenue and reach*
  - *Insight*
  - *Operations*

## The Rugby Football Union National Facilities Strategy (2013-2017)

The RFU National Facility Strategy 2013-2017 provides a framework for development of high-quality, well-managed facilities that will help to strengthen member clubs and grow the game in communities around them. In conjunction with partners, this strategy will assist and support clubs and other organisations, so that they can continue to provide quality opportunities for all sections of the community to enjoy the game. It sets out the broad facility needs of the sport and identifies investment priorities to the game and its key partners. It identifies that with 1.5 million players there is a continuing need to invest in community club facilities in order to:

- ◀ Create a platform for growth in club rugby participation and membership, especially with a view to exploiting the opportunities afforded by RWC 2015.

## BIRMINGHAM & SOLIHULL PLAYING PITCH ASSESSMENT

---

- ◀ Ensure the effectiveness and efficiency of rugby clubs, through supporting not only their playing activity but also their capacity to generate revenue through a diverse range of activities and partnerships.

In summary the priorities for investment which have met the needs of the game for the Previous period remain valid:

- ◀ Increase the provision of changing rooms and clubhouses that can sustain concurrent adult and junior male and female activity at clubs
- ◀ Improve the quality and quantity of natural turf pitches and floodlighting
- ◀ Increase the provision of artificial grass pitches that deliver wider game development

It is also a high priority for the RFU to target investment in the following:

- ◀ Upgrade and transform social, community and catering facilities, which can support the generation of additional revenues
- ◀ Facility upgrades, which result in an increase in energy-efficiency, in order to reduce the running costs of clubs
- ◀ Pitch furniture, including rugby posts and pads, pitch side spectator rails and grounds maintenance equipment

### **England Hockey (EH) - A Nation Where Hockey Matters (2013-2017)**

EH have a clear vision, a powerful philosophy and five core objectives that all those who have a role in advancing Hockey can unite behind. With UK Sport and Sport England's investment, and growing commercial revenues, EH are ambitious about how they can take the sport forward in Olympic cycles and beyond.

*"The vision is for England to be a 'Nation Where Hockey Matters'. A nation where hockey is talked about at dinner tables, playgrounds and public houses, up and down the country. A nation where the sport is on the back pages of our newspapers, where children dream of scoring a goal for England's senior hockey team, and where the performance stirs up emotion amongst the many, not the few"*

England Hockey aspires to deepen the passion of those who play, deliver and follow sport by providing the best possible environments and the best possible experiences. Whilst reaching out to new audiences by making the sport more visible, available and relevant and through the many advocates of hockey.

Underpinning all this is the infrastructure which makes the sport function. EH understand the importance of volunteers, coaches, officials, clubs and facilities. The more inspirational people can be, the more progressive Hockey can be and the more befitting the facilities can be, the more EH will achieve. The core objectives are as follows:

- ◀ Grow our Participation
- ◀ Deliver International Success
- ◀ Increase our Visibility
- ◀ Enhance our Infrastructure
- ◀ Be a strong and respected Governing Body



## **BIRMINGHAM & SOLIHULL PLAYING PITCH ASSESSMENT**

---

England Hockey has a Capital Investment Programme (CIP), that is planned to lever £5.6 million investment into hockey facilities over the next four years, underpinned by £2m million from the National Governing Body. With over 500 pitches due for refurbishment in the next 4-8 years, there will be a large focus placed on these projects through this funding stream. The current level of pitches available for hockey is believed to be sufficient for the medium term needs, however in some areas, pitches may not be in the right places in order to maximize playing opportunities.

### ***‘The right pitches in the right places’<sup>37</sup>***

In 2012, EH released its facility guidance which is intended to assist organisations wishing to build or protect hockey pitches for hockey. It identifies that many existing hockey AGPs are nearing the end of their useful life as a result of the installation boom of the 90’s. Significant investment is needed to update the playing stock and protect the sport against inappropriate surfaces for hockey as a result of the rising popularity of AGPs for a number of sports. EH is seeking to invest in, and endorse clubs and hockey providers which have a sound understanding of the following:

- ◀ Single System – clubs and providers which have a good understanding of the Single System and its principles and are appropriately places to support the delivery.
- ◀ ClubsFirst accreditation – clubs with the accreditation are recognised as producing a safe effective and child friendly hockey environment
- ◀ Sustainability – hockey providers and clubs will have an approved development plan in place showing their commitment to developing hockey, retaining members and providing an insight into longer term goals. They will also need to have secured appropriate tenure.

### ***England Hockey Strategy***

EH’s new Club Strategy will assist hockey clubs to retain more players and recruit new members to ultimately grow their club membership. EH will be focusing on participation growth through this strategy for the next two years. The EH Strategy is based on seven core themes. These are:

- 1 Having great leadership
- 2 Having Appropriate and Sustainable Facilities
- 3 Inspired and Effective People
- 4 Different Ways to Play
- 5 Staying Friendly, Social and Welcoming
- 6 Being Local with Strong Community Connections
- 7 Stretching and developing those who want it

### ***The Rugby Football League Facility Strategy***

The RFL’s Facilities Strategy was published in 2011. The following themes have been prioritised:

- ◀ Clean, Dry, Safe & Playable
- ◀ Sustainable clubs

---

<sup>37</sup>

<http://englandhockey.co.uk/page.asp?section=1143&sectionTitle=The+Right+Pitches+in+the+Right+Places>

## BIRMINGHAM & SOLIHULL PLAYING PITCH ASSESSMENT

---

- ◀ Environmental Sustainability
- ◀ Geographical Spread
- ◀ Non-club Facilities

The RFL Facilities Trust website [www.rflfacilitiestrust.co.uk](http://www.rflfacilitiestrust.co.uk) provides further information on:

- ◀ The RFL Community Facility Strategy
- ◀ Clean, Dry, Safe and Playable Programme
- ◀ Pitch Size Guidance
- ◀ The RFL Performance Standard for Artificial Grass Pitches
- ◀ Club guidance on the Annual Preparation and Maintenance of the Rugby League Pitch

Further to the 2011 Strategy detail on the following specific programmes of particular relevance to pitches and facility planning are listed below and can be found via the trust link (see above):

- ◀ The RFL Pitch Improvement Programme 2013 – 2017
- ◀ Clean, Dry and Safe programmes 2013 – 2017

### **2015-2018 British Tennis Strategy**

The new strategy is presented in a concise one page framework that includes key strategies relating to three participation "focus" areas, six participation "drivers" and three participation "enablers". To achieve success, the 12 strategy areas will need to work interdependently to stem the decline and unlock sustainable growth:

The three participation "focus" areas are where tennis is consumed:

- ◀ Deliver great service to clubs
- ◀ Build partnerships in the community, led by parks
- ◀ Enhance the tennis offer in education

The six participation "drivers" are the areas that will make the biggest difference where tennis is consumed. They must all be successful on a standalone and interconnected basis and include:

- ◀ Becoming more relevant to coaches
- ◀ Refocusing on recreational competition
- ◀ Providing results orientated facility investment
- ◀ Applying best in class marketing and promotion
- ◀ Jump starting the peak summer season
- ◀ Establishing a "no compromise" high performance programme with focus

The final layer is comprised of three participation "enablers" that underpin our ability to be successful. These enablers are rooted in how the LTA will get better; how the entire network of partners must be harnessed to work together and the need to raise more financial resources to fund our sport's turnaround. They include:

- ◀ Becoming a more effective and efficient LTA
- ◀ Harnessing the full resource network
- ◀ Generating new revenue

## **BIRMINGHAM & SOLIHULL PLAYING PITCH ASSESSMENT**

---

For further information and more detail on the framework please go to:  
<http://www.lta.org.uk/about-the-lta/structure-vision>

# BIRMINGHAM & SOLIHULL PLAYING PITCH ASSESSMENT

## APPENDIX 3: CONSULTEE LIST

Consultee	Designation	Organisation
Dave Wagg	Project and Client Manager	Birmingham City Council
Nick Garnett	Public Health and Commissioning Directorate	Solihull Metropolitan Borough Council
Bob Sharples	Principal Planning Manager	Sport England
James Morris	Planning Manager	Sport England
Lee Rider	Regional Facilities and Investment Manger	Football Association
Oliver Hitchcox	Facilities Development Officer	Birmingham FA
Kevin Duffill	Regional Pitch Advisor	Birmingham FA
Paul Smith	Relationship Manager	England Hockey
Ged McDougall	Regional Club and Facilities Manager	England and Wales Cricket Board
Ed McCabe	General Manager	Warwickshire Cricket Board
Rob MacDonald	Regional Facilities Project Manager	Lawn Tennis Association
Tom Bartram	Area Facilities Manger	Rugby Football Union
Stuart Eades	Development Officer	Rugby Football Union
Scott Sturdy	Development Officer	Rugby Football Union
Carol Doran	National Facilities Manager	Rugby Football League
David Abini	Regional Co-ordinator	English Lacrosse
David Tipping	Parks and Open Space Development Officer	Solihull Metropolitan Borough Council
Peter Short	Parks Facilities Manager	Birmingham City Council
Margaret Sullivan	Asset Manager (Education)	Birmingham City Council
Anthony Watson	Service Manager (School Asset Support Team)	Solihull Metropolitan Borough Council
Maurice Barlow	Principal Planning Officer	Solihull Metropolitan Borough Council
Rod Chapman	Principal Planning Officer	Birmingham City Council
George Koutsou	Head Teacher	Lordswood Trust
John Carrol	Community Manager	Bishop Walsh Catholic School
Charlie Ashley	Bursar	King Edward's School
		King Edward's High School for Girls
Rebecca Mason	Estate Manager	The Blue Coat School
Chirs Owen	Site Manager	John Willmott School
Graham Swindells	Business Managaer	Bishop Vesey's Grammar School
Dave Lee	Site Team Manager	Ark Kings Academy
Gail Green	PA to Principal	Cadbury Sixth Form College
Gavin Jones	Business Manager	Sutton Coldfield Grammar School
Miss H Tanner	Head Teacher	Heartlands Academy
Stuart Ledger	Site Manager	Hodge Hill Girls School
Fiona Mitchell	Lettings Officer	Langley School
Rowena Bailey	Bursar	Lyndon School
Andrew Livingstone	Assistant Principal	Heart of England School
Naiomi	Lettings Manager	Archbishop Ilsley Catholic School

## BIRMINGHAM & SOLIHULL PLAYING PITCH ASSESSMENT

Consultee	Designation	Organisation
Mark Williams	PE Teacher	Fox Hollies Highbury Community School
Gerry Dunne	Head of PE	Wheelers Lane Technology College
Jill Wilson	Business Manager	Yardleys School
Claire Corbett	Senior Operations Manager	Cockshut Technology College
Richard Bate	Bursar	Solihull School
Rachel Prince	Finance Manager	John Henry Newman Catholic College
Brian Skillen	Site Manager	
Tony Jordan	Operations Manager	Smith's Wood Sports College
		Northern House School
		Park Hall Academy
Charlie Waterworth	Lettings Manager	Light Hall School
Zoe Robinson	Director of Finance	King Edward VI Sheldon Heath Academy
Dave Abboyy	Estates Manager	The Sixth Form College
Tony Jackson	Building Site Manger	King Edward Camp Hill School
Lee Fletcher	Lettings Manager	CTC Kinghurst Academy
Scott Curry	Facilities Manager	Lode Heath Academy
Jonathan Milelr	Finance Director	Hodge Hill College
Chirs Salisbury	Facilities Manager	Solihull College
Dam Bramwell	Estates Manager	Washwood Heath Acadey
Pam Baker	Lettings Manager	Arden Academy
Kay Merrick	Director of Finance and Operations	Saint Martins School
Lee Fenton	Facilities Manager	Beaufort Special School
Jo Baker	Sports Centre Manager	Moseley School
Tom Coggan	PE Teacher	Alderbrook School
Darren Turner	Business Manager	Tudor Grange Academy
Jo Greenan	Chairman	Maypole FC
Peter Lugg	Vice Chairman	Sutton United FC
Steve Banks	Chairman	Sutton Coldfield Town FC
John Carroll	School Liaison Officer	
Ian Yeomans	Chairman	North Birmingham Celtic FC
Lincoln Moses	Chairman	Continental Star FC
John Deeble	Secretary	Castle Vale Town FC
Daniel Maguire	Youth Development Officer	Sporting FC
Brian Bryant	Chairman	Boldmere Falcons FC
Andrew Skipp	Chairman	Solihull Moors Youth FC
Gary Leak	Chairman	Kingshurst Sporting FC
David Radcliff	Chairman	Knowle FC
Tracey Lake	Secretary	
Steve Tidy	Chairman	Balsall & Berkswell FC
Nigel Livingstone	Chairman	Leafield Athletic FC
Guy Rippon	Head of Foundation	Aston Villa FC
Shaun Dark	Operation Director	
Malcolm Sidwell	Chairman	Edgbaston Archery & Lawn Tennis Society

## BIRMINGHAM & SOLIHULL PLAYING PITCH ASSESSMENT

Consultee	Designation	Organisation
Stuart Maidment	Head of Community Tennis	Edgbaston Priory Club
		Birmingham Parks Tennis League
Rory Lynas	Chairman	Birmingham Metropolitan Summer League
		The Spring Tennis League
Diane Hurst	Honorary Secretary	Birmingham Area Tennis League
Martin Hives	Chairman	Sutton Coldfield Hockey Club
Sukhdev Gill	Chairman	Barford Tigers Hockey Club
David Powell	Chairman	Bournville Hockey Club
Jaswinder Singh	-	GNG Kabaddi Club
Dave Arrowsmith	Chairman	Central Warwickshire Youth Football league
Mike Downing	Secretary	Birmingham and District Football league